

## MMBD4148 /SE/CC/CA SWITCHING DIODE

### ● FEATURES

Power dissipation

$$P_D : 350 \text{ mW (} T_{amb}=25^\circ\text{C)}$$

Forward Current

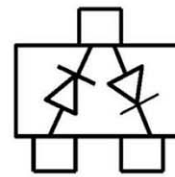
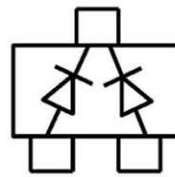
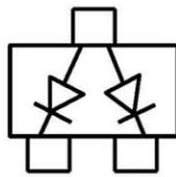
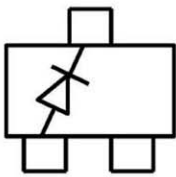

$$I_F : 200 \text{ mA}$$

Reverse Voltage

$$V_R : 100 \text{ V (} I_R=100 \mu\text{A)}$$

Operating and storage junction temperature range

$$T_J, T_{stg}: -55^\circ\text{C to } +150$$

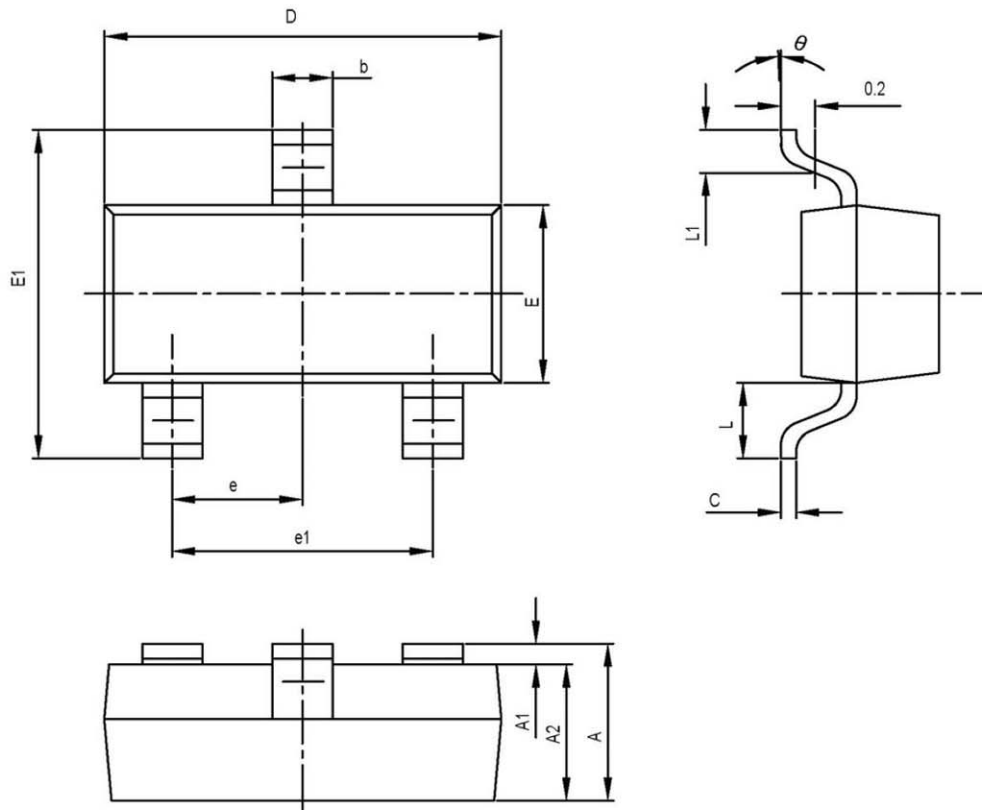


MMBD4148 Marking:5H    MMBD4148CA Marking:D6    MMBD4148CC Marking:D5    MMBD4148SE Marking:D4

### ● ELECTRICAL CHARACTERISTICS ( $T_{amb}=25^\circ\text{C}$ unless otherwise specified)

Parameter	Symbol	Test conditions	MIN	MAX	UNIT
Reverse breakdown voltage	$V_{(BR)}$	$I_R=100 \mu\text{A}$	100		V
		$I_R=5 \mu\text{A}$	75		
Reverse voltage leakage current	$I_R$	$V_R=25\text{V}$		25	nA
		$V_R=75\text{V}$		5	$\mu\text{A}$
Forward voltage	$V_F$	$I_F=10\text{mA}$		1	V
Diode capacitance	$C_D$	$V_R=0 \quad f=1\text{MHz}$		4	pF
Reverse recovery time	$t_{rr}$	$I_F=10\text{mA} \quad V_R=6\text{V}$ $I_{RR}=1.0\text{mA} \quad R_L=100 \Omega$		4	ns

## SOT-23 PACKAGE OUTLINE DIMENSIONS



Symbol	Dimensions In Millimeters		Dimensions In Inches	
	Min	Max	Min	Max
A	0.900	1.100	0.035	0.043
A1	0.000	0.100	0.000	0.004
A2	0.900	1.000	0.035	0.039
b	0.300	0.500	0.012	0.020
c	0.080	0.150	0.003	0.006
D	2.800	3.000	0.110	0.118
E	1.200	1.400	0.047	0.055
E1	2.250	2.550	0.089	0.100
e	0.950TPY		0.037TPY	
e1	1.800	2.000	0.071	0.079
L	0.550REF		0.022REF	
L1	0.300	0.500	0.012	0.020
θ	0°	8°	0°	8°

单击下面可查看定价，库存，交付和生命周期等信息

[>>SHIKUES\(时科\)](#)