

Silicon Planar Zener Diodes

FEATURES

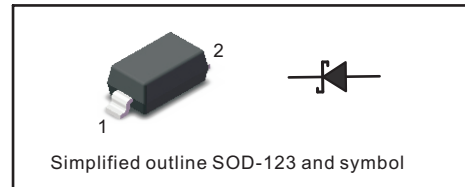
- Total power dissipation: Max. 500mW.
- Wide zener reverse voltage range 2.0V to 75V.
- Small plastic package suitable for surface mounted design.
- Tolerance approximately $\pm 5\%$

MECHANICAL DATA

- Case: SOD-123
- Terminals: Solderable per MIL-STD-750, Method 2026

PINNING

PIN	DESCRIPTION
1	Cathode
2	Anode



Absolute Maximum Ratings And Characteristics (Ta = 25 °C)

Parameter	Symbol	Value	Unit
Power Dissipation	P_{tot}	500	mW
Forward Voltage at $I_F = 10$ mA	V_F	0.9	V
Typical thermal resistance junction to ambient ⁽¹⁾	$R_{\theta JA}$	340	$^{\circ}\text{C}/\text{W}$
Operating and Storage Temperature Range	T_j, T_{stg}	-55 ~ +150	$^{\circ}\text{C}$

(1) Thermal resistance from junction to ambient at P.C.B. mounted with 2.0" X 2.0" (5 X 5 cm) copper areas pads.

Fig.1 Maximum Continuous Power Derating

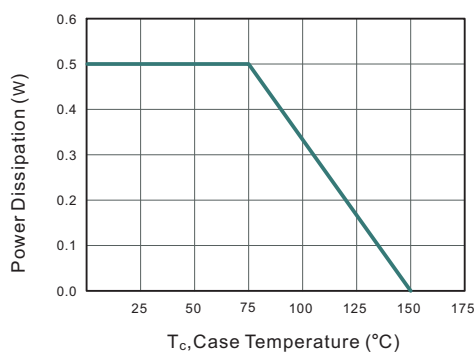
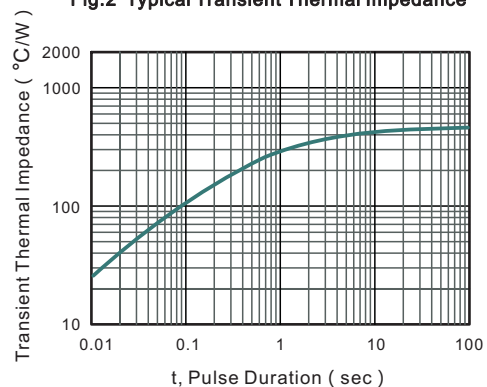


Fig.2 Typical Transient Thermal Impedance



Characteristics at Ta = 25°C

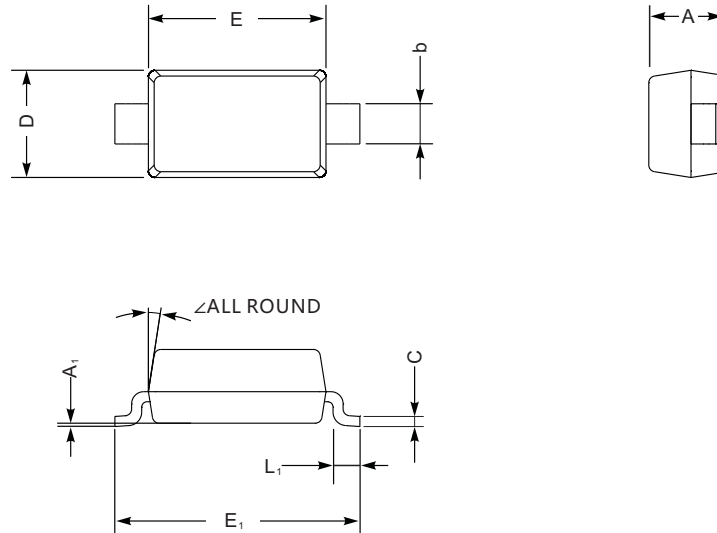
Type	Marking	Zener Voltage Range ⁽¹⁾			I _{ZT} (mA)	Dynamic Impedance Z _{ZT} (at I _{ZT}) Max (Ω)	Reverse Current	
		V _{ZT} (at I _{ZT})					I _R Max (μA)	at V _R (V)
		Min (V)	Nom (V)	Max (V)				
BZT52C2V0	W10	1.8	2.0	2.15	5	100	120	0.5
BZT52C2V2	W11	2.08	2.2	2.33	5	100	120	0.7
BZT52C2V4	WX	2.28	2.4	2.56	5	100	120	1
BZT52C2V7	W1	2.5	2.7	2.9	5	110	120	1
BZT52C3V0	W2	2.8	3.0	3.2	5	120	50	1
BZT52C3V3	W3	3.1	3.3	3.5	5	130	20	1
BZT52C3V6	W4	3.4	3.6	3.8	5	130	10	1
BZT52C3V9	W5	3.7	3.9	4.1	5	130	5	1
BZT52C4V3	W6	4	4.3	4.6	5	130	5	1
BZT52C4V7	W7	4.4	4.7	5	5	130	2	1
BZT52C5V1	W8	4.8	5.1	5.4	5	130	2	1.5
BZT52C5V6	W9	5.2	5.6	6	5	80	1	2.5
BZT52C6V2	WA	5.8	6.2	6.6	5	50	1	3
BZT52C6V8	WB	6.4	6.8	7.2	5	30	0.5	3.5
BZT52C7V5	WC	7	7.5	7.9	5	30	0.5	4
BZT52C8V2	WD	7.7	8.2	8.7	5	30	0.5	5
BZT52C9V1	WE	8.5	9.1	9.6	5	30	0.5	6
BZT52C10	WF	9.4	10	10.6	5	30	0.1	7
BZT52C11	WG	10.4	11	11.6	5	30	0.1	8
BZT52C12	WH	11.4	12	12.7	5	35	0.1	9
BZT52C13	WI	12.4	13	14.1	5	35	0.1	10
BZT52C15	WJ	13.8	15	15.6	5	40	0.1	11
BZT52C16	WK	15.3	16	17.1	5	40	0.1	12
BZT52C18	WL	16.8	18	19.1	5	45	0.1	13
BZT52C20	WM	18.8	20	21.2	5	50	0.1	15
BZT52C22	WN	20.8	22	23.3	5	55	0.1	17
BZT52C24	WO	22.8	24	25.6	5	60	0.1	19
BZT52C27	WP	25.1	27	28.9	5	70	0.1	21
BZT52C30	WQ	28	30	32	5	80	0.1	23
BZT52C33	WR	31	33	35	5	80	0.1	25
BZT52C36	WS	34	36	38	5	90	0.1	27
BZT52C39	WT	37	39	41	2.5	100	2	30
BZT52C43	WU	40	43	46	2.5	130	2	33
BZT52C47	WV	44	47	50	2.5	150	2	36
BZT52C51	WW	48	51	54	2.5	180	1	39
BZT52C56	WX1	52	56	60	2.5	180	1	43
BZT52C62	WY	58	62	66	2.5	200	0.2	47
BZT52C68	WZ	64	68	72	2.5	250	0.2	52
BZT52C75	WZ1	70	75	79	2.5	300	0.2	57

(1) Vzr is tested with pulses (20 ms)

PACKAGE OUTLINE

Plastic surface mounted package; 2 leads

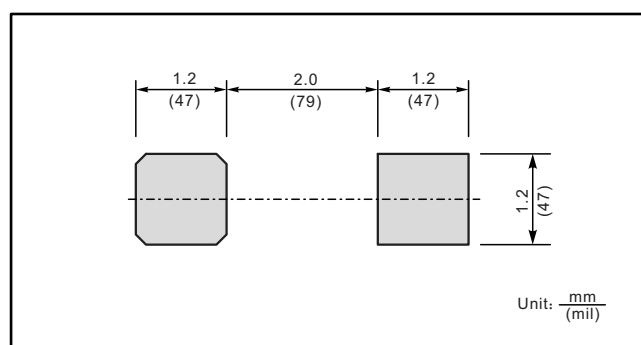
SOD-123



SOD-123 mechanical data

UNIT		A	C	D	E	E ₁	L ₁	b	A ₁	∠
mm	max	1.3	0.22	1.8	2.8	3.9	0.45	0.7	0.2	9°
	min	0.9	0.09	1.5	2.5	3.6	0.25	0.5	—	
mil	max	51	8.7	71	110	154	18	28	8	
	min	35	3.5	59	98	142	10	20	—	

The recommended mounting pad size



单击下面可查看定价，库存，交付和生命周期等信息

[>>SHIKUES\(时科\)](#)