


## SCHOTTKY BARRIER RECTIFIERS

REVERSE VOLTAGE - **40 to 200** Volts

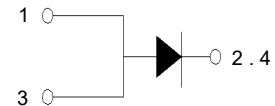
FORWARD CURRENT - **10.0** Amperes

### FEATURES

- High current capability
- Low forward voltage drop
- Low power loss, high efficiency
- High surge capability
- High temperature soldering guaranteed
- Mounting position: any



**TO-252(D-PAK)**



### MAXIMUM RATINGS AND ELECTRICAL CHARACTERISTICS

Ratings at 25°C ambient temperature unless otherwise specified.

CHARACTERISTICS		MBRD1040	MBRD1045	MBRD1060	MBRD10100	MBRD10150	MBRD10200	UNIT
Maximum Recurrent Peak Reverse Voltage	V <sub>RRM</sub>	40	45	60	100	150	200	V
Maximum RMS Voltage	V <sub>RMS</sub>	28	31.5	42	70	105	140	V
Maximum DC Blocking Voltage	V <sub>DC</sub>	40	45	60	100	150	200	V
Maximum Average Forward Rectified Current	I <sub>(AV)</sub>	10.0						A
Peak Forward Surge Current 8.3ms Single Half Sine-Wave Super Imposed on Rated Load (JEDEC Method)	I <sub>FSM</sub>	150						A
Maximum Forward Voltage at 10.0A DC	V <sub>F</sub>	0.60		0.70	0.85	0.90	0.92	V
Maximum DC Reverse Current at Rated DC Blocking Voltage	I <sub>R</sub>	0.5 20						mA
Typical Junction Capacitance Per Element (Note1)	C <sub>J</sub>	600			400			pF
Typical Thermal Resistance (Note2)	R <sub>θJA</sub>	35						°C/W
Operating Temperature Range	T <sub>J</sub>	-55 to +150						°C
Storage Temperature Range	T <sub>STG</sub>	-55 to +150						°C

NOTES: 1.Measured at 1.0MHz and applied reverse voltage of 4.0V DC.

2.Mounted on 10cm x 10cm x 1mm copper pad area

FIG.1-TYPICAL FORWARD CURRENT DERATING CURVE

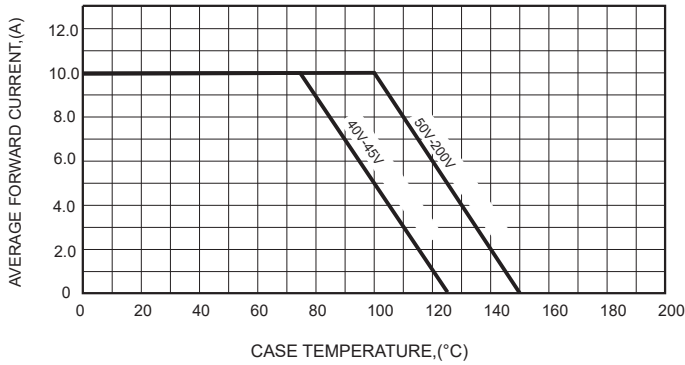


FIG.2-TYPICAL FORWARD CHARACTERISTICS

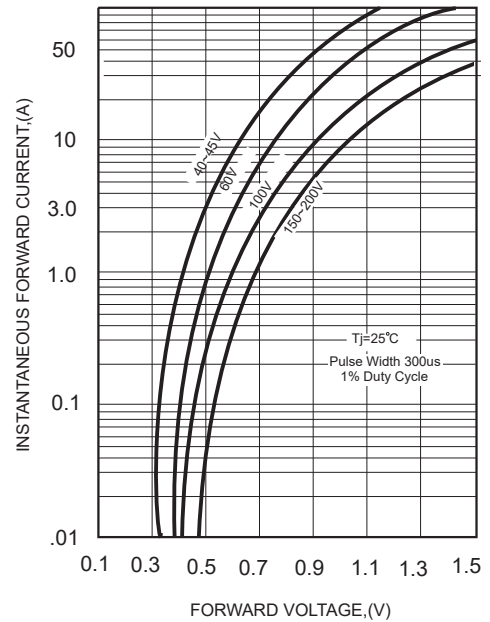


FIG.3-MAXIMUM NON-REPETITIVE FORWARD SURGE CURRENT

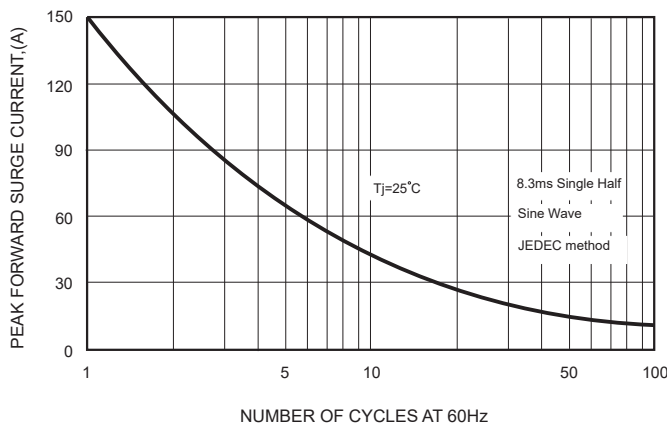
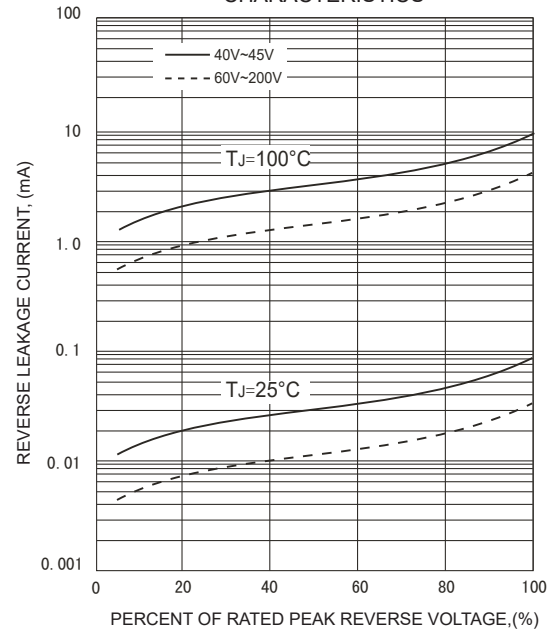
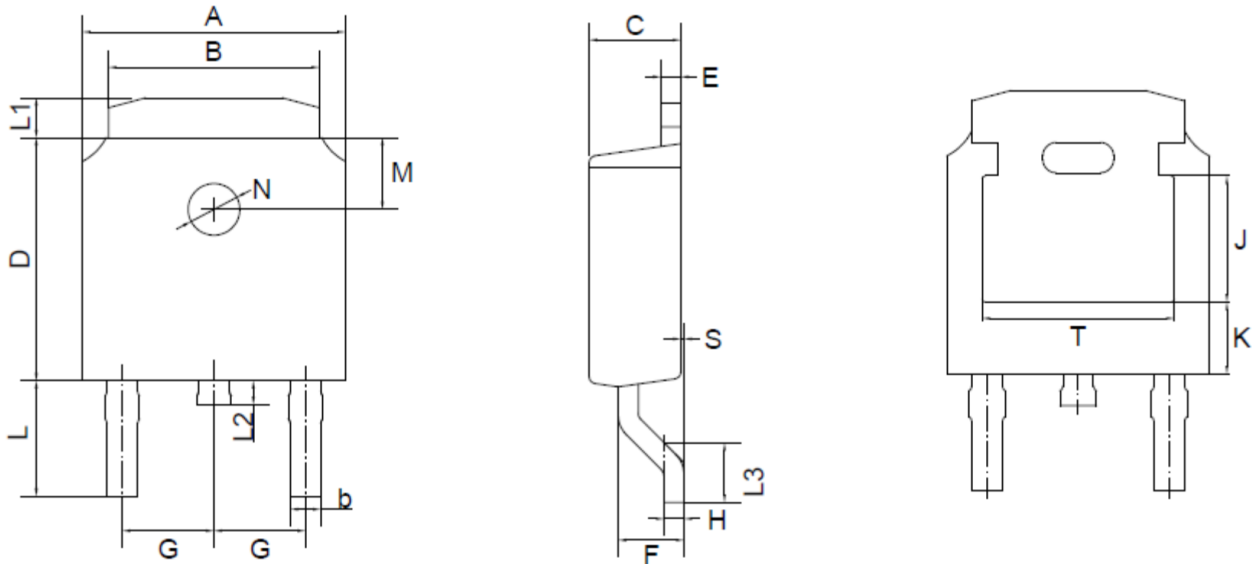


FIG.4 - TYPICAL REVERSE CHARACTERISTICS





TO-252(D-PAK) mechanical data

UNIT	A	B	b	C	D	E	F	G	H	L	L1	L2	L3	S	M	N	J	K	T	
mm	max	6.7	5.5	0.8	2.5	6.3	0.6	1.8	2.29 TYPICAL	0.55	3.1	1.2	1.0	1.75	0.1	1.8 TYPICAL	1.3 TYPICAL	3.16 ref.	1.80 ref.	4.83 ref.
	min	6.3	5.1	0.3	2.1	5.9	0.4	1.3		0.45	2.7	0.8	0.6	1.40	0.0					
mil	max	264	217	31	98	248	24	71	90 TYPICAL	22	122	47	39	69	4	71 TYPICAL	51 TYPICAL	124 ref.	71 ref.	190 ref.
	min	248	201	12	83	232	16	51		18	106	31	24	55	0					

单击下面可查看定价，库存，交付和生命周期等信息

[>>SHIKUES\(时科\)](#)