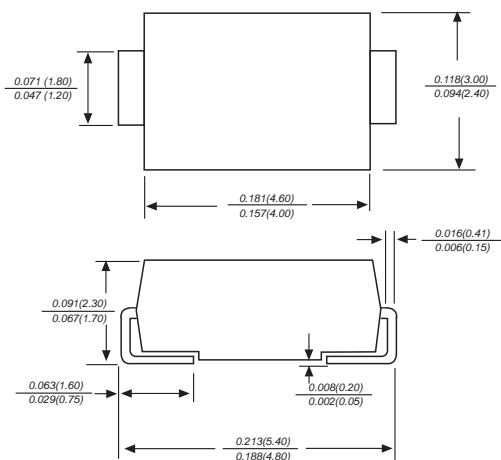


# SS32A THRU SS310A

## SURFACE MOUNT SCHOTTKY BARRIER RECTIFIER

Reverse Voltage - 20 to 100 Volts Forward Current - 3.0 Amperes

### DO-214AC



Dimensions in inches and (millimeters)

### FEATURES

- ◆ The plastic package carries Underwriters Laboratory Flammability Classification 94V-0
- ◆ For surface mounted applications
- ◆ Metal silicon junction, majority carrier conduction
- ◆ Low power loss, high efficiency
- ◆ Built-in strain relief, ideal for automated placement
- ◆ High forward surge current capability
- ◆ High temperature soldering guaranteed: 260°C/10 seconds at terminals

### MECHANICAL DATA

**Case:** JEDEC DO-214AC molded plastic body  
**Terminals:** leads solderable per MIL-STD-750, Method 2026  
**Polarity:** Color band denotes cathode end  
**Mounting Position:** Any  
**Weight:** 0.002 ounce, 0.07 grams

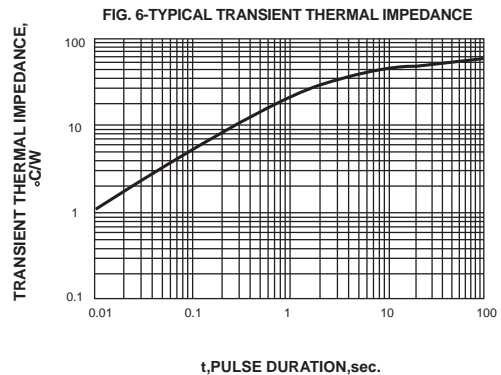
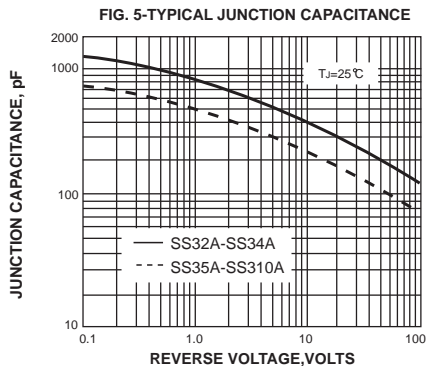
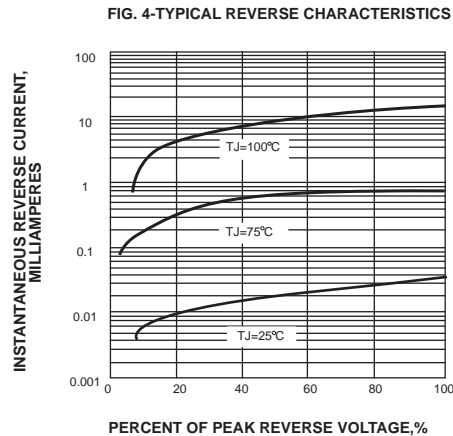
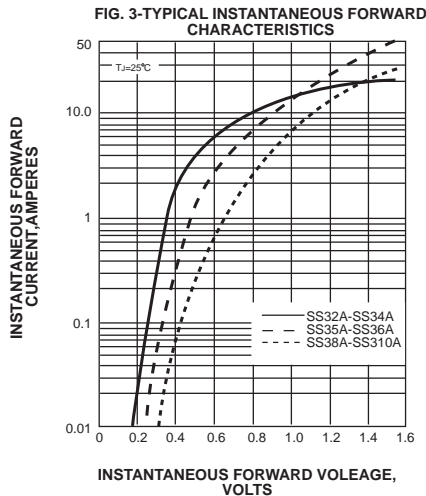
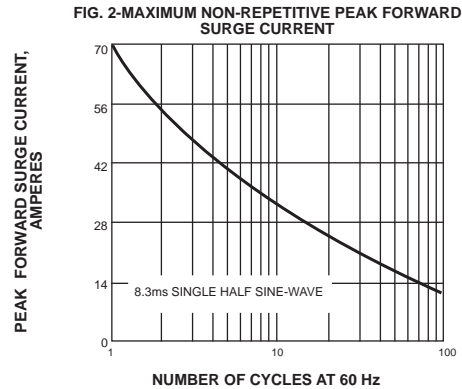
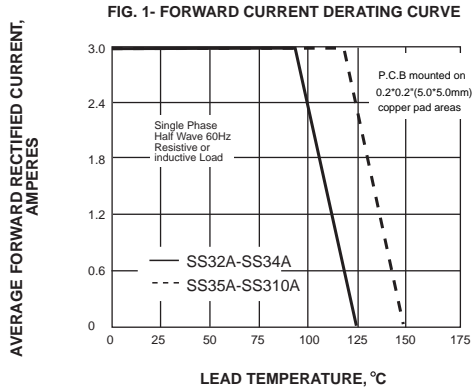
### MAXIMUM RATINGS AND ELECTRICAL CHARACTERISTICS

Ratings at 25°C ambient temperature unless otherwise specified.  
 Single phase half-wave 60Hz, resistive or inductive load, for capacitive load current derate by 20%.

	SYMBOLS	SS32A	SS33A	SS34A	SS35A	SS36A	SS38A	SS310A	UNITS
Maximum repetitive peak reverse voltage	$V_{RRM}$	20	30	40	50	60	80	100	V
Maximum RMS voltage	$V_{RMS}$	14	21	28	35	42	56	70	V
Maximum DC blocking voltage	$V_{DC}$	20	30	40	50	60	80	100	V
Maximum average forward rectified current at $T_L$ (see fig. 1)	$I_{(AV)}$	3.0							A
Peak forward surge current 8.3ms single half sine-wave superimposed on rated load	$I_{FSM}$	70.0							A
Maximum instantaneous forward voltage at 3.0A	$V_F$	0.55		0.70		0.85		V	
Maximum DC reverse current at rated DC blocking voltage	$I_R$	0.5		0.1		10		mA	
Typical junction capacitance (NOTE 1)	$C_J$	500		300				pF	
Typical thermal resistance (NOTE 2)	$R_{\theta JA}$	75.0							°C/W
Operating junction temperature range	$T_J$	-55 to +125		-55 to +150				°C	
Storage temperature range	$T_{STG}$	-55 to +150							°C

**Note:** 1. Measured at 1MHz and applied reverse voltage of 4.0V D.C.  
 2. P.C.B. mounted with 0.2x0.2" (5.0x5.0mm) copper pad areas

# RATINGS AND CHARACTERISTIC CURVES SS32A THRU SS310A



单击下面可查看定价，库存，交付和生命周期等信息

[>>STAR SEA\(星海\)](#)