

SMD Power Inductor

CD60D28MB



特点

- Ferrite core construction
- Low profile resin-shielded
- L×W×H: 6.3×6.3×3.1mm Max.
- Product weight: 0.41g(Ref.)
- Moisture Sensitivity Level: 1



环境规格

- Operating temperature range: -40°C~+105°C (including coil's self temperature rise)
- Storage temperature range: -40°C~+105°C

包装

- Carrier tape and reel packaging
- 2000pcs per reel

用途

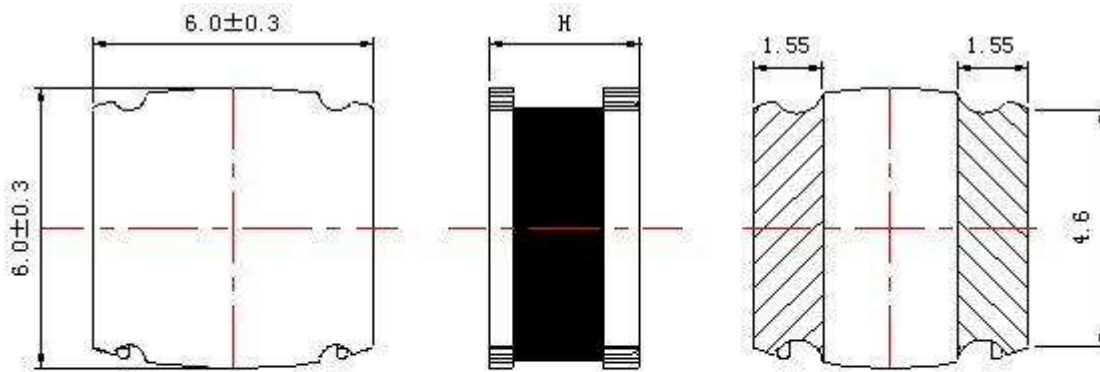
- DC/DC converter for CPU in notebook PC, smart phone, LCD displays, HDDs, DVDs, SSDs, DVCs, DSCs, PDAs etc.

SMD Power Inductor

CD60D28MB



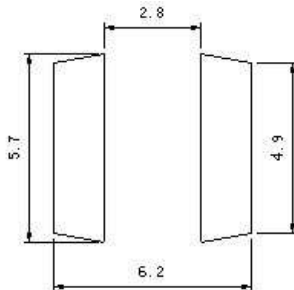
外形尺寸 - [mm]



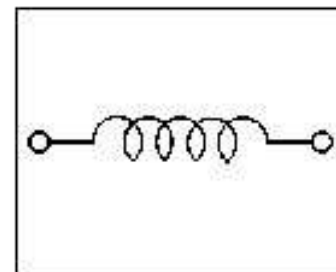
* Dimension without tolerance is reference value.

INDUCTANCE	H(mm)
0.80 μ H ~ 22 μ H	3.1 Max.
33 μ H ~ 120 μ H	3.0 Max.

推荐焊盘尺寸 - [mm]



接线图 (底面)



SMD Power Inductor

CD60D28MB



电气特性规格

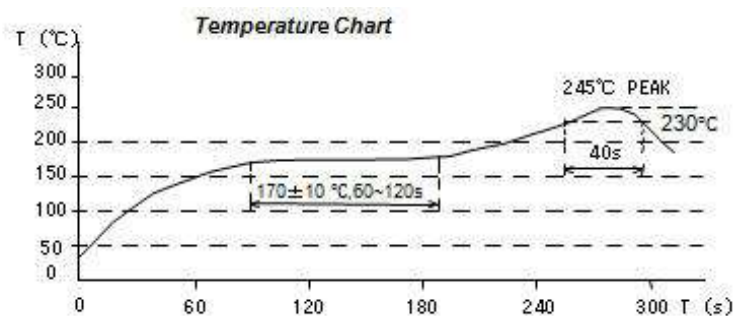
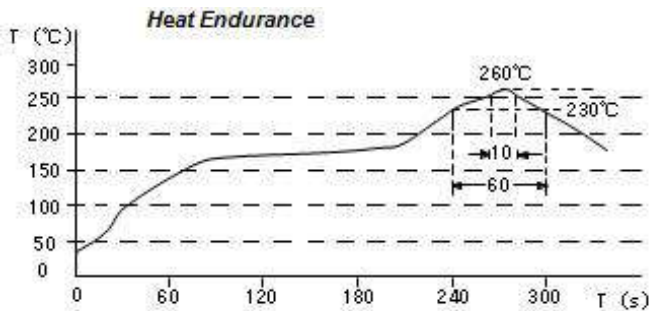
品名	电感值 [within] (μ H) ※1	直流电阻 (20℃) Max. (Typ.) (m Ω)	饱和电流 (A) Max. (Typ.) ※2	温度上升电流 (A) Max. (Typ.) ※3
CD60D28MBHF-R80NC	0.80 \pm 30%	(12.00)	8.60 (10.80)	(6.60)
CD60D28MBHF-1R2NC	1.20 \pm 30%	(15.00)	7.20 (9.00)	(5.70)
CD60D28MBHF-2R2NC	2.20 \pm 30%	(23.00)	5.80 (7.30)	(5.00)
CD60D28MBHF-3R3NC	3.30 \pm 30%	(26.00)	4.60 (5.80)	(4.30)
CD60D28MBHF-4R7NC	4.70 \pm 30%	(33.00)	4.00 (5.00)	(3.80)
CD60D28MBHF-6R8NC	6.80 \pm 30%	(48.00)	3.40 (4.20)	(3.10)
CD60D28MBHF-100MC	10.00 \pm 20%	(70.00)	2.60 (3.20)	(2.50)
CD60D28MBHF-150MC	15.00 \pm 20%	(110)	2.20 (2.70)	(2.10)
CD60D28MBHF-220MC	22.00 \pm 20%	(150)	1.70 (2.20)	(1.70)
CD60D28MBHF-330MC	33.00 \pm 20%	(220)	1.40 (1.80)	(1.40)
CD60D28MBHF-470MC	47.00 \pm 20%	(290)	1.30 (1.60)	(1.20)
CD60D28MBHF-680MC	68.00 \pm 20%	(414)	1.00 (1.30)	(1.10)
CD60D28MBHF-101MC	100 \pm 20%	(579)	0.88 (1.10)	(0.93)
CD60D28MBHF-121MC	120 \pm 20%	(740)	0.72 (0.90)	(0.82)

※1 Measuring frequency inductance at 100kHz, 1V.

※2 Saturation current: This indicates the value of D.C. current when the inductance becomes 35% lower than its initial value.

※3 Temperature rise current: The value of D.C. current when temperature of coil increased $\Delta T=40^{\circ}\text{C}$ ($T_a=20^{\circ}\text{C}$).

回流焊耐热与推荐温度曲线图



SMD Power Inductor

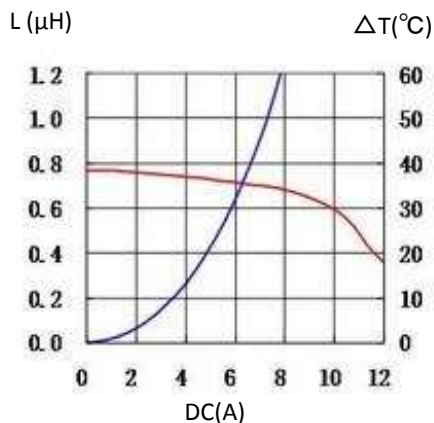
CD60D28MB



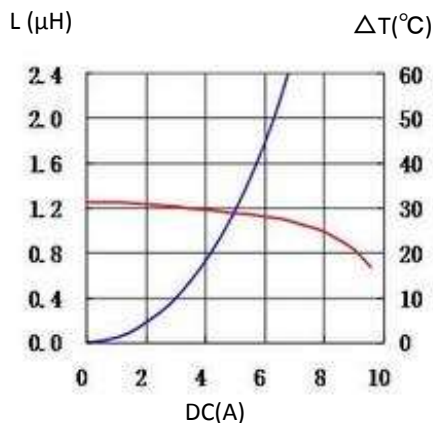
直流饱和电流&温度上升曲线图

— L (20°C) — ΔT

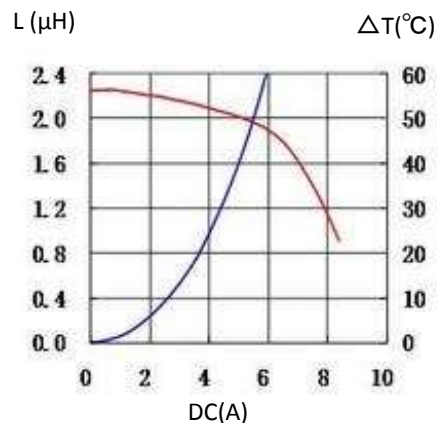
1. CD60D28MBHF-R80NC



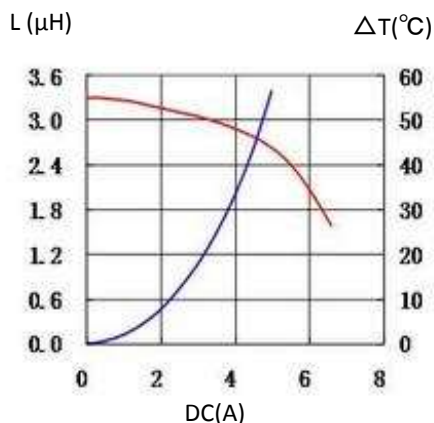
2. CD60D28MBHF-1R2NC



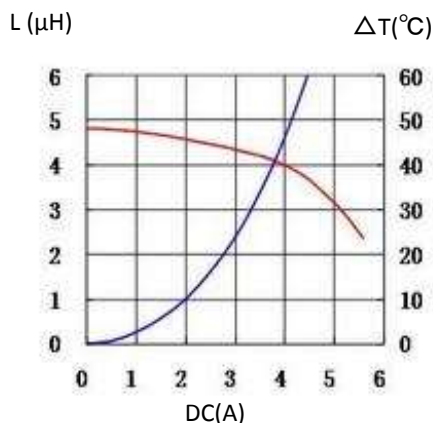
3. CD60D28MBHF-2R2NC



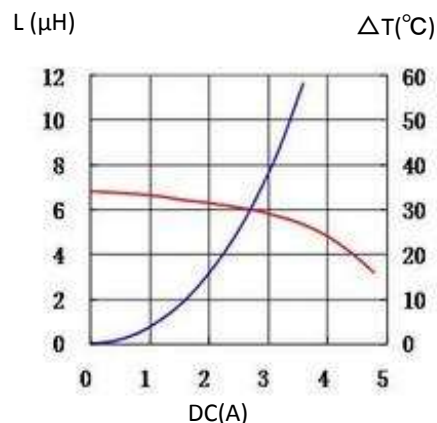
4. CD60D28MBHF-3R3NC



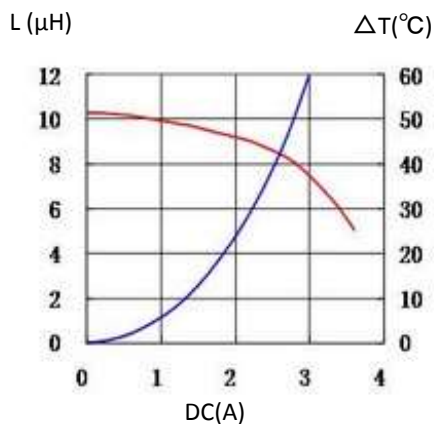
5. CD60D28MBHF-4R7NC



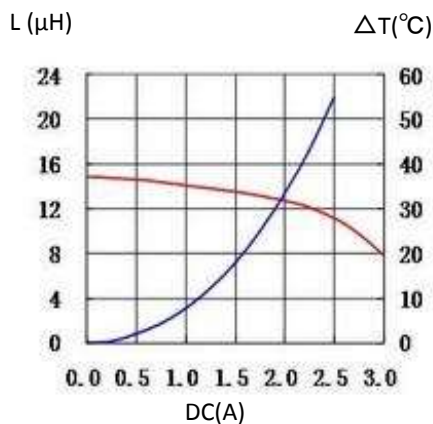
6. CD60D28MBHF-6R8NC



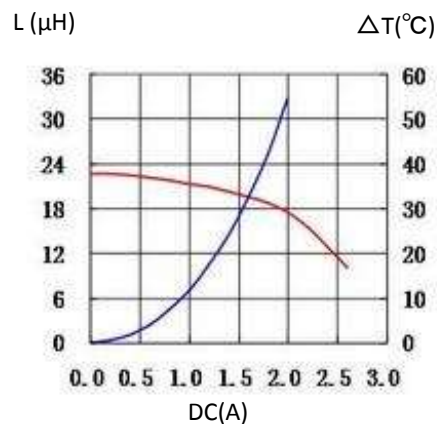
7. CD60D28MBHF-100MC



8. CD60D28MBHF-150MC



9. CD60D28MBHF-220MC

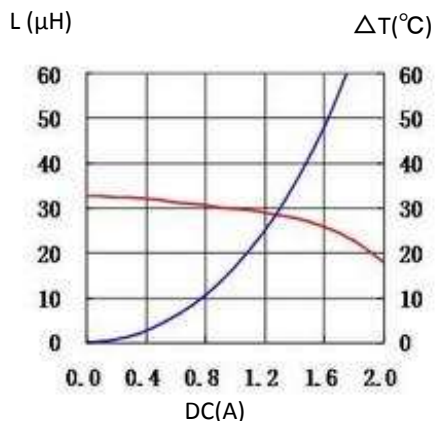


SMD Power Inductor

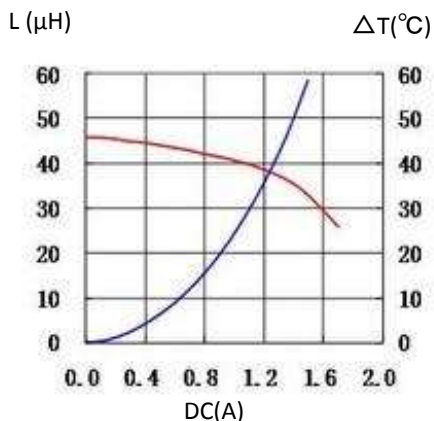
CD60D28MB



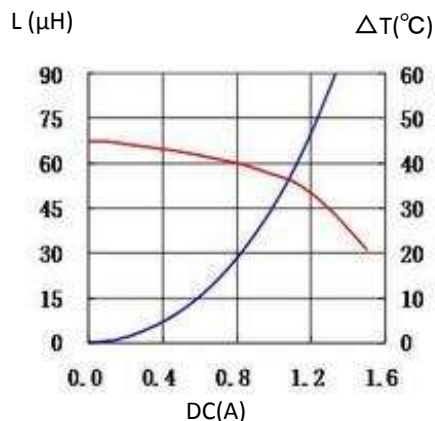
10. CD60D28MBHF-330MC



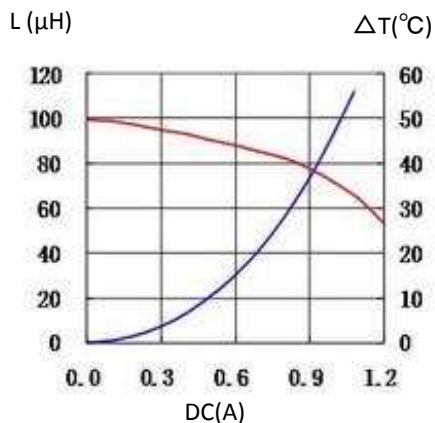
11. CD60D28MBHF-470MC



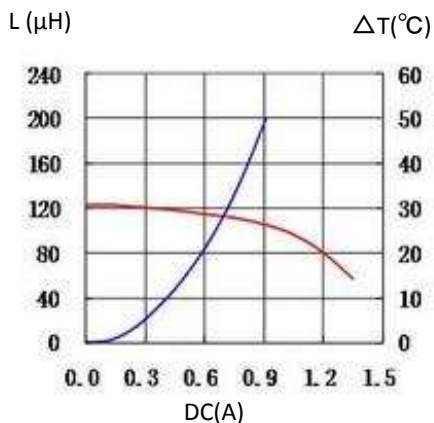
12. CD60D28MBHF-680MC



13. CD60D28MBHF-101MC



14. CD60D28MBHF-121MC



有关销售办事处的信息，请 [点击这里](#)。

单击下面可查看定价，库存，交付和生命周期等信息

[>>Sumida Corporation\(胜美达\)](#)