

SMD Power Inductor CDRH8D38



Halogen Free



Description

- Ferrite drum core construction.
- Magnetically shielded.
- L × W × H: 8.3 × 8.3 × 4.0 mm Max.
- Product weight: 0.9 g (Ref.)
- Moisture Sensitivity Level: 1
- RoHS compliance.
- Halogen Free available.

Environmental Data

- Operating temperature range: -40°C ~ +100°C (including coil's self temperature rise)
- Storage temperature range: -40°C ~ +100°C
- Solder reflow temperature: 260 °C peak.

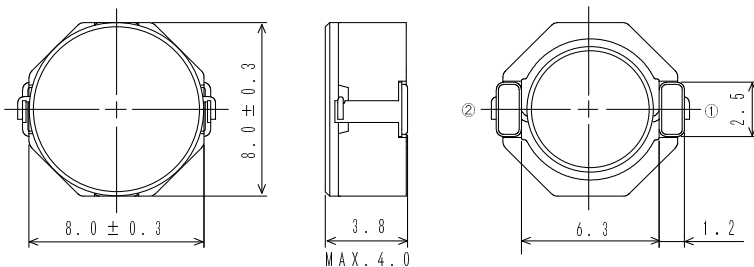
Packaging

- Carrier tape and reel packaging
- 13.0" diameter reel
- 1000 pcs per reel

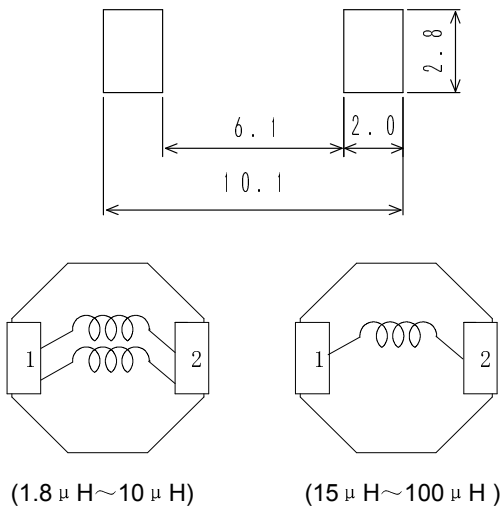
Applications

- Ideally used in PDA, HDD, DSC/DVC, etc as DC-DC converter inductors.

Dimension - [mm]



Land pattern and Schematics - [mm]



SMD Power Inductor CDRH8D38



Electrical Characteristics

Part Name	Stamp	Inductance (μ H) [within] ※1	D.C.R. (m Ω) Max. (Typ.) (at 20°C)	Saturation Current (A) ※2		Temperature Rise Current (A) ※3
				(at 20°C)	(at 105°C)	
CDRH8D38NP-1R8NC	1R8	1.8 μ H \pm 30%	15.6(12.5)	7.00	6.20	6.80
CDRH8D38NP-2R5NC	2R5	2.5 μ H \pm 30%	17.5(14)	6.50	5.50	6.00
CDRH8D38NP-3R5NC	3R5	3.5 μ H \pm 30%	24(19)	5.00	4.40	5.20
CDRH8D38NP-4R7NC	4R7	4.7 μ H \pm 30%	29(23)	4.60	4.00	4.40
CDRH8D38NP-6R0NC	6R0	6.0 μ H \pm 30%	32(25)	4.20	3.50	4.00
CDRH8D38NP-100NC	100	10 μ H \pm 30%	48(38)	3.00	2.60	3.20
CDRH8D38NP-150NC	150	15 μ H \pm 30%	67(53)	2.75	2.30	2.50
CDRH8D38NP-220NC	220	22 μ H \pm 30%	105(84)	2.30	1.88	2.00
CDRH8D38NP-330NC	330	33 μ H \pm 30%	157(125)	1.75	1.52	1.60
CDRH8D38NP-470NC	470	47 μ H \pm 30%	189(151)	1.52	1.28	1.42
CDRH8D38NP-680NC	680	68 μ H \pm 30%	290(232)	1.30	1.10	1.08
CDRH8D38NP-101NC	101	100 μ H \pm 30%	410(328)	1.05	0.88	0.88

※1. Inductance measuring condition: at 100kHz.

※2. Saturation current: The value of D.C. current when the inductance decreases to 65% of its nominal value.

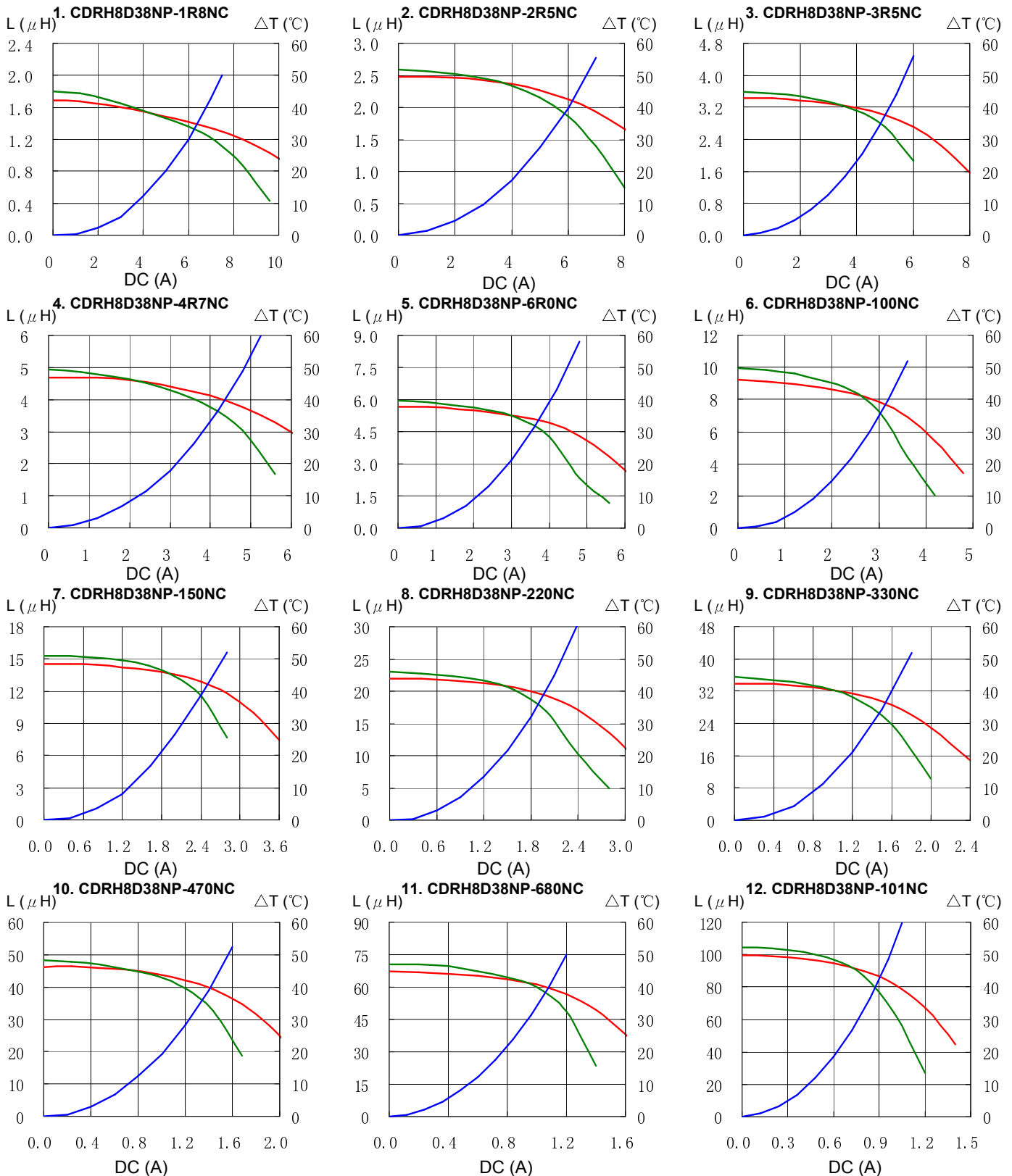
※3. Temperature rise current: The value of D.C. current when the temperature rise is $\Delta t = 40^\circ\text{C}$ ($T_a = 20^\circ\text{C}$).

SMD Power Inductor CDRH8D38



Saturation Current & Temperature Rise Graph

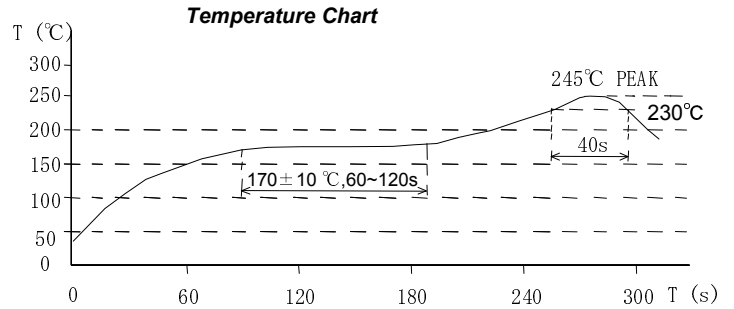
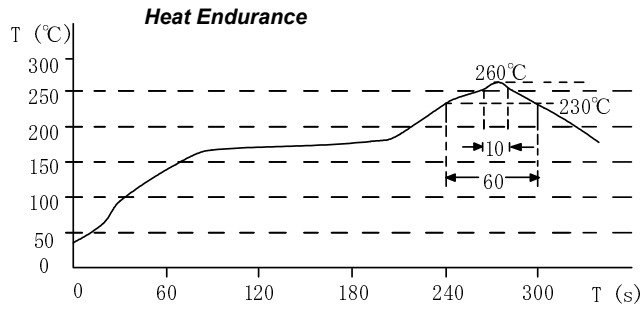
— L (20°C) — L (100°C) — ΔT



SMD Power Inductor CDRH8D38



Solder Reflow Condition



Please refer to the sales offices on our website - <http://www.sumida.com>

Hong Kong

Tel.+852-2880-6781
FAX.+852-2565-9600
sales@hk.sumida.com

Saitama(Japan)

Tel.+81-48-691-7300
FAX.+81-48-691-7340
sales@jp.sumida.com

Chicago

Tel.+1-847-545-6700
FAX. +1-847-545-6720
sales@us.sumida.com

Shanghai

Tel.+86-21-5836-3299
FAX.+86-21-5836-3266
shanghai.sales@cn.sumida.com

Seoul

Tel.+82-2-6237-0777
FAX.+82-2-6237-0778
sales@kr.sumida.com

Oberzell

Tel.+49-8591-937-0
FAX. +49-8591-937-103
contact@eu.sumida.com

Shenzhen

Tel.+86-755-8291-0228
FAX.+86-755-8291-0338
shenzhen.sales@cn.sumida.com

Singapore

Tel.+65-6296-3388
FAX.+65-6841-4426
sales@sg.sumida.com

Neumarkt

Tel.+49-9181-4509-110
FAX. +49-9181-4509-310
infocomp@eu.sumida.com

Taipei

Tel.+886-2-8751-2737
FAX.+886-2-8751-2738
sales@tw.sumida.com

San Jose

Tel.+1-408-321-9660
FAX.+1-408-321-9308
sales@us.sumida.com

单击下面可查看定价，库存，交付和生命周期等信息

[>>Sumida Corporation\(胜美达\)](#)