

SMD Power Inductor CDRH60D45B/T150



Description

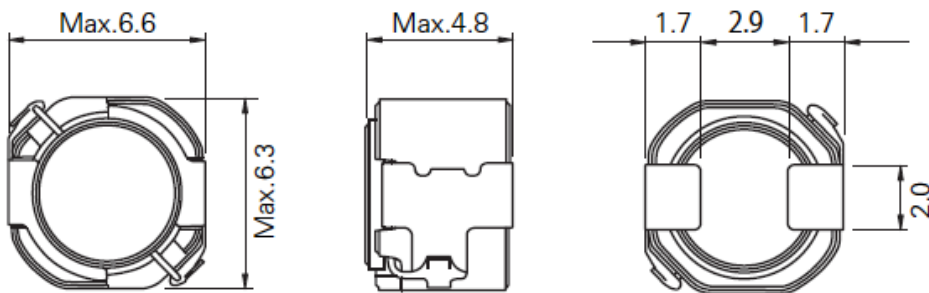
- Ferrite drum core construction
- Magnetically shielded
- Qualified AEC-Q200
- Operating Temperature: -55°C to +150°C (including self-heating)



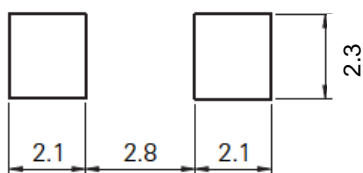
Applications

- LED Head light for Automobile
- ECU, DC/DC converter
- Automotive and other high temperature, high reliability application

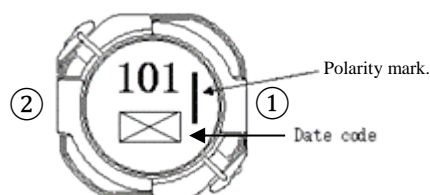
Dimension [mm]



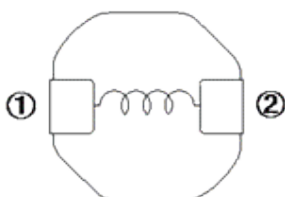
Reference Land pattern [mm]



Stamp Example



Connection (Bottom View)



Note : This specification is subject to change without notice. Please contact your nearest sales office for updated information when placing an order.

SMD Power Inductor CDRH60D45B/T150



Electrical Characteristics

Part No.	Inductance (μ H) ※1	D.C.R (Ω)	Saturation Current (A) at 20°C TYP. ※2	Temperature Rise Current (A) TYP. ※3
CDRH60D45BT150NP -1R0NC	1.0 \pm 30%	14.3m(11.0m)	8.50	4.80
CDRH60D45BT150NP -1R5NC	1.5 \pm 30%	16.9m(13.0m)	7.20	4.50
CDRH60D45BT150NP -2R2NC	2.2 \pm 30%	19.5m(15.0m)	5.70	4.10
CDRH60D45BT150NP -3R3NC	3.3 \pm 30%	23.4m(18.0m)	5.00	3.70
CDRH60D45BT150NP -4R7NC	4.7 \pm 30%	29.9m(23.0m)	4.10	3.40
CDRH60D45BT150NP -6R8NC	6.8 \pm 30%	35.1m(27.0m)	3.60	3.10
CDRH60D45BT150NP -100MC	10 \pm 20%	45.6m(38.0m)	2.80	2.60
CDRH60D45BT150NP -150MC	15 \pm 20%	76.8m(64.0m)	2.30	2.00
CDRH60D45BT150NP -220MC	22 \pm 20%	98.4m(82.0m)	1.90	1.70
CDRH60D45BT150NP -330MC	33 \pm 20%	126m(105m)	1.56	1.60
CDRH60D45BT150NP -470MC	47 \pm 20%	156m(130m)	1.28	1.40
CDRH60D45BT150NP -680MC	68 \pm 20%	252m(210m)	1.07	1.10
CDRH60D45BT150NP -101MC	100 \pm 20%	408m(340m)	0.90	0.86
CDRH60D45BT150NP -151MC	150 \pm 20%	576m(480m)	0.74	0.72
CDRH60D45BT150NP -221MC	220 \pm 20%	864m(720m)	0.62	0.57
CDRH60D45BT150NP -331MC	330 \pm 20%	1.16(970m)	0.50	0.49

※ Measuring frequency inductance at 100kHz,1V.

※ Saturation current: DC current which becomes inductance value drop by 30% from the nominal value.

※ Temperature rise current: The value of D.C. current when the temperature of coil becomes $\Delta T=40^{\circ}\text{C}$ ($T_a=20^{\circ}\text{C}$).

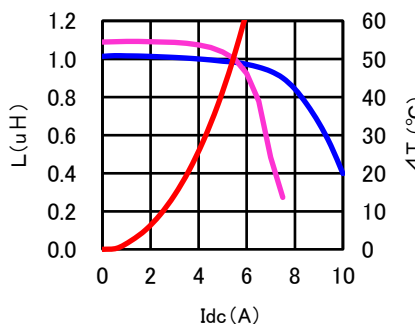
Please note that when using the product for automotive while applying current with audio-frequency (AF) signals may result in audible noises due to magnetostriction. Also, in order to avoid noise problem, operating with Non-AF signals would be recommended. The noise may amplify depending on the coil mount area on the PCB.

SMD Power Inductor CDRH60D45B/T150

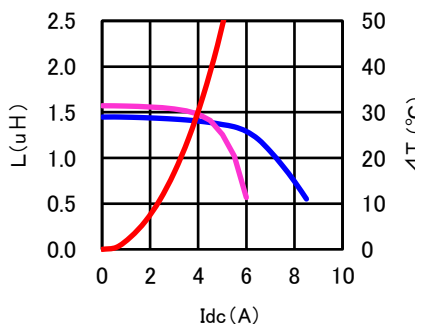


Saturation Current & Temperature Rise Graph — L (25°C) — L (150°C) — ΔT

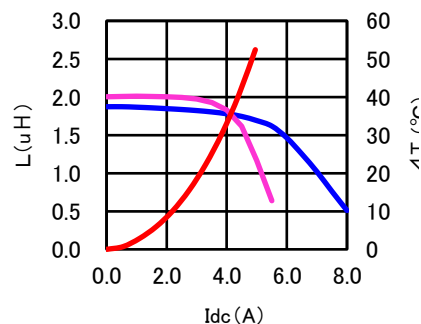
CDRH60D45BT150NP-1R0NC



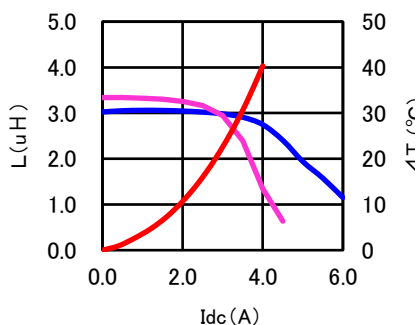
CDRH60D45BT150NP-1R5NC



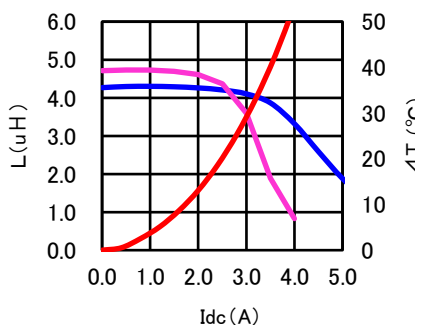
CDRH60D45BT150NP-2R2NC



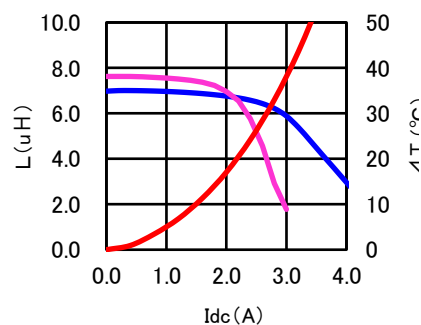
CDRH60D45BT150NP-3R3NC



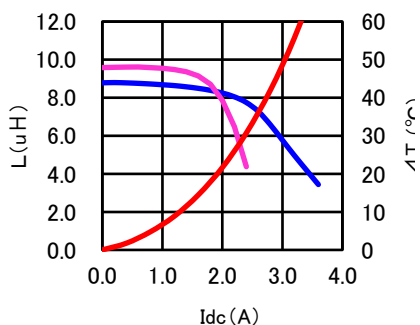
CDRH60D45BT150NP-4R7NC



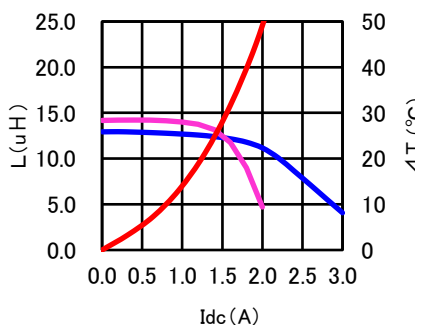
CDRH60D45BT150NP-6R8NC



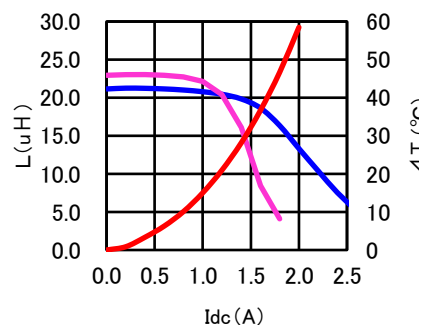
CDRH60D45BT150NP-100MC



CDRH60D45BT150NP-150MC



CDRH60D45BT150NP-220MC



Note : This specification is subject to change without notice. Please contact your nearest sales office for updated information when placing an order.

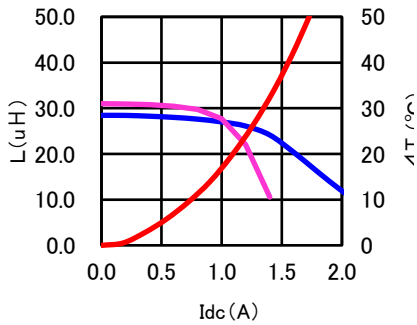
SMD Power Inductor

CDRH60D45B/T150

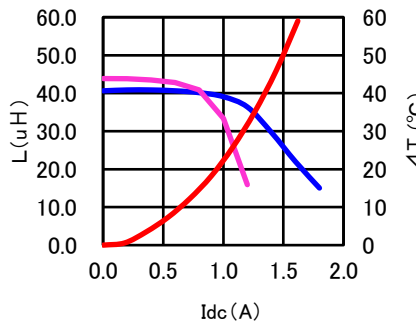


Saturation Current & Temperature Rise Graph — L (25°C) — L (150°C) — ΔT

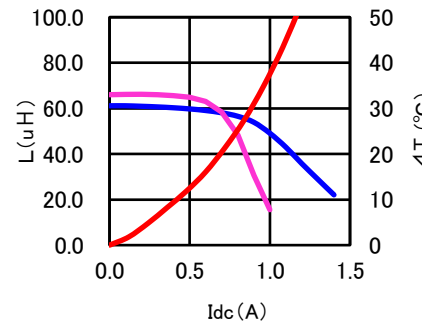
CDRH60D45BT150NP-330MC



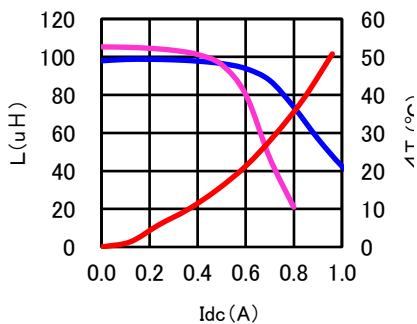
CDRH60D45BT150NP-470MC



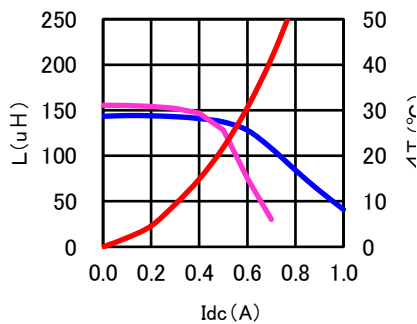
CDRH60D45BT150NP-680MC



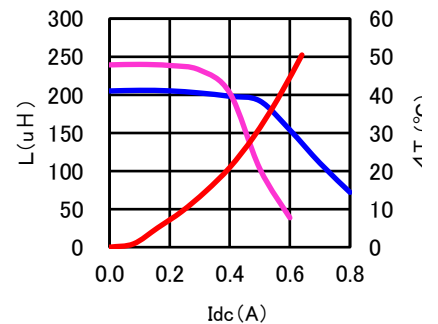
CDRH60D45BT150NP-101MC



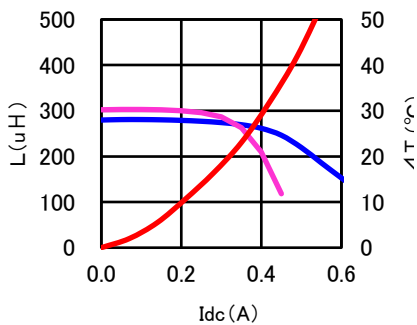
CDRH60D45BT150NP-151MC



CDRH60D45BT150NP-221MC



CDRH60D45BT150NP-331MC



For sales office information, please [click here](#) to visit our website.

Note : This specification is subject to change without notice. Please contact your nearest sales office for updated information when placing an order.

单击下面可查看定价，库存，交付和生命周期等信息

[>>Sumida Corporation\(胜美达\)](#)