


PIN Power Inductor RCR-875D



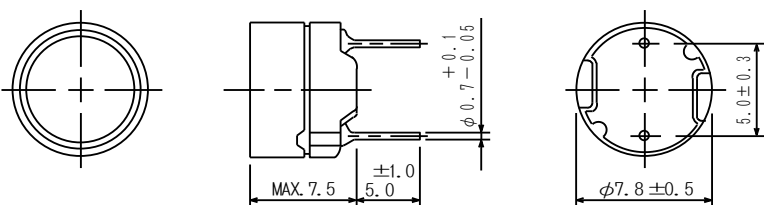
Description

- Ferrite drum core construction.
- Magnetically shielded.
- L × W × H: 8.3 × 8.3 × 7.5mm Max.
- Product weight: 1.3g(Ref.)
- Moisture Sensitivity Level: 1
- RoHS compliance.

Environmental Data

- Operating temperature range: -40°C ~ +85°C (including coil's self temperature rise)
- Storage temperature range: -40°C ~ +85°C

Dimension - [mm]



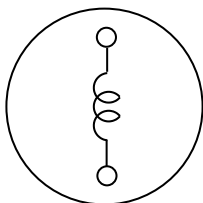
Packaging

- Box packaging.


Applications

- Ideally used in Printers, LCD TV, DVD, Copy Machine, Mainboard of the compounding machines etc. as DC-DC Converter inductors.

Schematics - [mm]



PIN Power Inductor RCR-875D




Electrical Characteristics

Part Name	Stamp	Inductance (μH) [Within] ※1	D.C.R. (Ω) [Max.] at 20°C	Rated Current (mA) ※2
RCR875DNP-1R2L RCR875DNP-1R7L RCR875DNP-2R3L RCR875DNP-3R0L	1R2L 1R7L 2R3L 3R0L	1.2 $\mu\text{H} \pm 15\%$ 1.7 $\mu\text{H} \pm 15\%$ 2.3 $\mu\text{H} \pm 15\%$ 3.0 $\mu\text{H} \pm 15\%$	18 m 22 m 25 m 28m	4140 3750 3450 3250
RCR875DNP-3R9L RCR875DNP-4R7L RCR875DNP-5R6L	3R9L 4R7L 5R6L	3.9 $\mu\text{H} \pm 15\%$ 4.7 $\mu\text{H} \pm 15\%$ 5.6 $\mu\text{H} \pm 15\%$	31m 35m 39m	3080 2940 2820
RCR875DNP-7R0L RCR875DNP-8R2L RCR875DNP-100L RCR875DNP-120L	7R0L 8R2L 100L 120L	7.0 $\mu\text{H} \pm 15\%$ 8.2 $\mu\text{H} \pm 15\%$ 10 $\mu\text{H} \pm 15\%$ 12 $\mu\text{H} \pm 15\%$	43m 47m 50m 54m	2680 2550 2400 2250
RCR875DNP-150L RCR875DNP-180L	150L 180L	15 $\mu\text{H} \pm 15\%$ 18 $\mu\text{H} \pm 15\%$	62m 71m	1950 1780
RCR875DNP-220L RCR875DNP-270L RCR875DNP-330L RCR875DNP-390L	220L 270L 330L 390L	22 $\mu\text{H} \pm 15\%$ 27 $\mu\text{H} \pm 15\%$ 33 $\mu\text{H} \pm 15\%$ 39 $\mu\text{H} \pm 15\%$	0.08 0.10 0.14 0.15	1600 1400 1300 1200
RCR875DNP-470L RCR875DNP-560K RCR875DNP-680K RCR875DNP-820K	470L 560K 680K 820K	47 $\mu\text{H} \pm 15\%$ 56 $\mu\text{H} \pm 10\%$ 68 $\mu\text{H} \pm 10\%$ 82 $\mu\text{H} \pm 10\%$	0.17 0.19 0.21 0.27	1100 990 890 810
RCR875DNP-101K RCR875DNP-121K RCR875DNP-151K RCR875DNP-181K	101K 121K 151K 181K	100 $\mu\text{H} \pm 10\%$ 120 $\mu\text{H} \pm 10\%$ 150 $\mu\text{H} \pm 10\%$ 180 $\mu\text{H} \pm 10\%$	0.32 0.36 0.51 0.57	740 670 600 550
RCR875DNP-221K RCR875DNP-271K RCR875DNP-331K RCR875DNP-391K	221K 271K 331K 391K	220 $\mu\text{H} \pm 10\%$ 270 $\mu\text{H} \pm 10\%$ 330 $\mu\text{H} \pm 10\%$ 390 $\mu\text{H} \pm 10\%$	0.76 0.86 0.97 1.28	500 450 410 370
RCR875DNP-471K RCR875DNP-561K RCR875DNP-681K RCR875DNP-821K	471K 561K 681K 821K	470 $\mu\text{H} \pm 10\%$ 560 $\mu\text{H} \pm 10\%$ 680 $\mu\text{H} \pm 10\%$ 820 $\mu\text{H} \pm 10\%$	1.44 1.61 2.07 2.33	340 310 280 260
RCR875DNP-102K RCR875DNP-122K RCR875DNP-152K RCR875DNP-182K	102K 122K 152K 182K	1.0 mH $\pm 10\%$ 1.2 mH $\pm 10\%$ 1.5 mH $\pm 10\%$ 1.8 mH $\pm 10\%$	2.72 3.98 4.50 6.81	230 210 190 170
RCR875DNP-222K RCR875DNP-272K RCR875DNP-332K RCR875DNP-392K	222K 272K 332K 392K	2.2 mH $\pm 10\%$ 2.7 mH $\pm 10\%$ 3.3 mH $\pm 10\%$ 3.9 mH $\pm 10\%$	7.56 8.54 9.74 12.9	160 140 130 120
RCR875DNP-472K RCR875DNP-562K RCR875DNP-682K RCR875DNP-822K	472K 562K 682K 822K	4.7 mH $\pm 10\%$ 5.6 mH $\pm 10\%$ 6.8 mH $\pm 10\%$ 8.2 mH $\pm 10\%$	14.7 20.4 23.0 30.6	110 99 89 81
RCR875DNP-103K	103K	10 mH $\pm 10\%$	35.0	74

※1: Inductance Measuring frequency: 100 $\mu\text{H} \sim 10 \text{ mH}$ (1kHz); 1.2 $\mu\text{H} \sim 82\mu\text{H}$ (2.52 MHz)

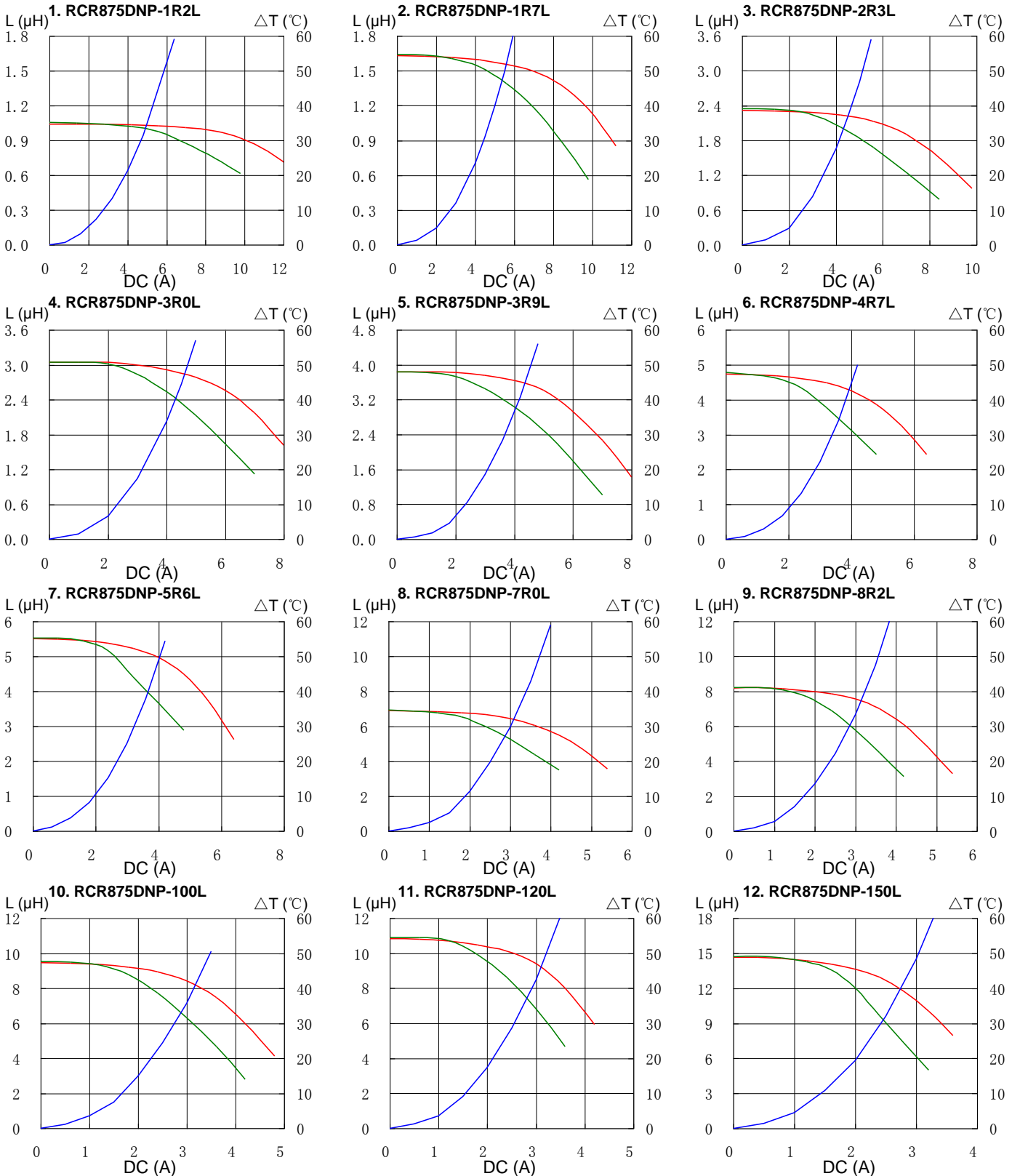
※2: Rated current: The DC current at which the inductance decreases 90% of it's initial value or when $\Delta t=40^\circ\text{C}$, whichever is lower ($T_a=20^\circ\text{C}$).

PIN Power Inductor RCR-875D



Saturation Current & Temperature Rise Graph

— L (20°C) — L (100°C) — ΔT

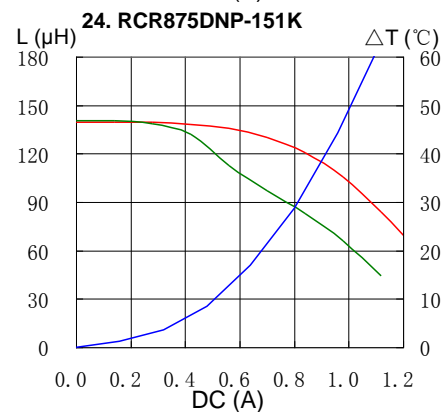
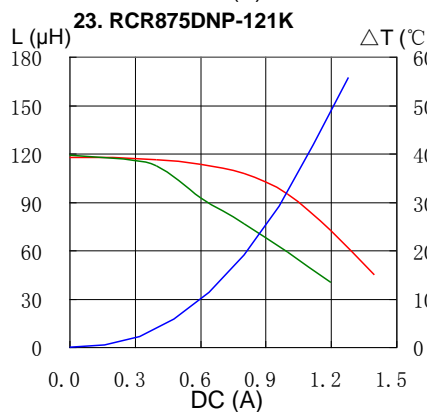
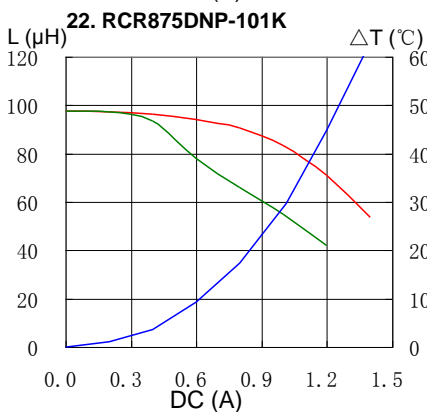
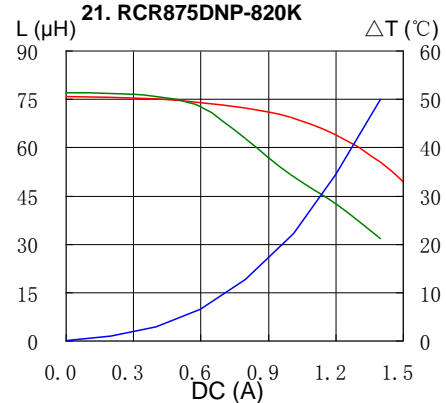
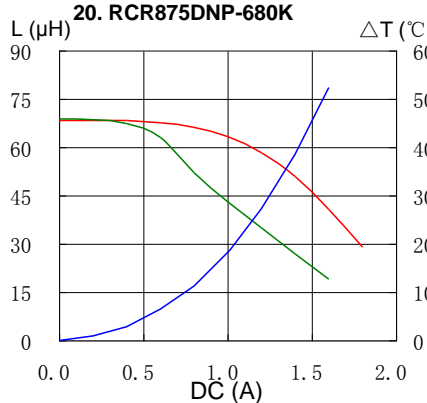
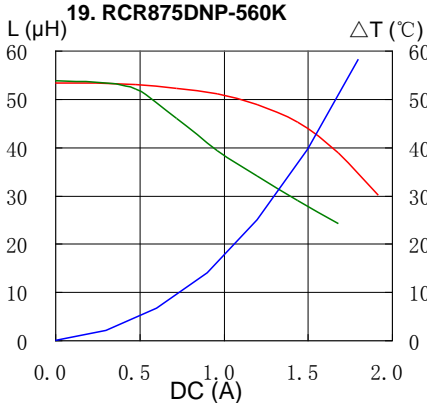
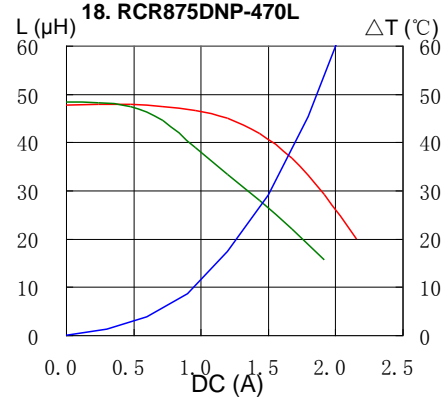
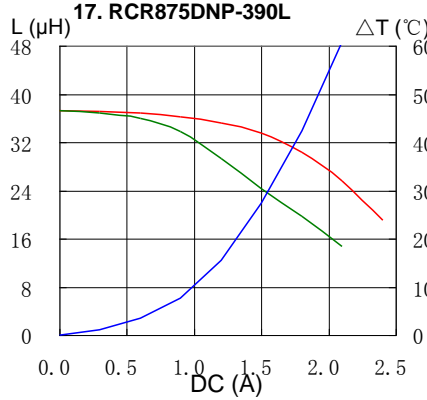
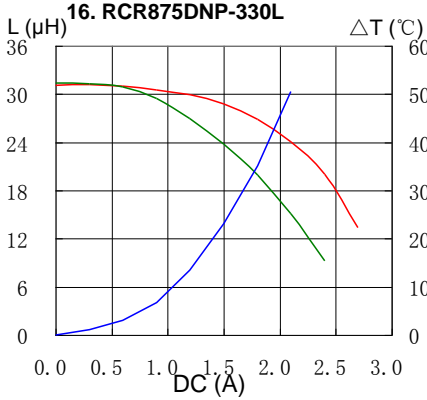
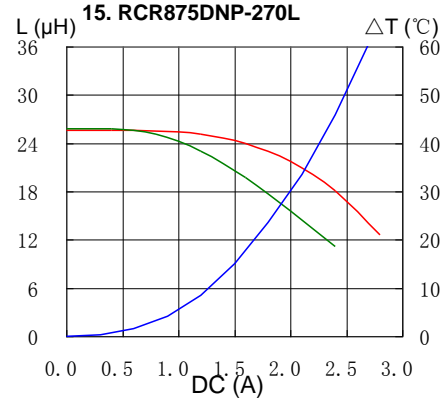
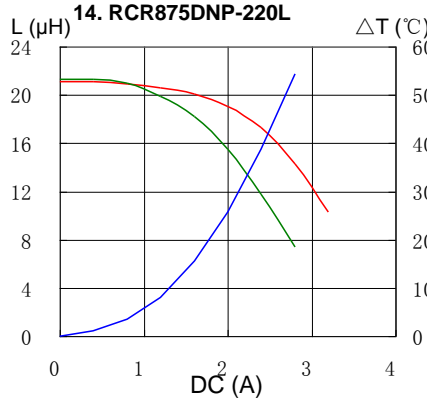
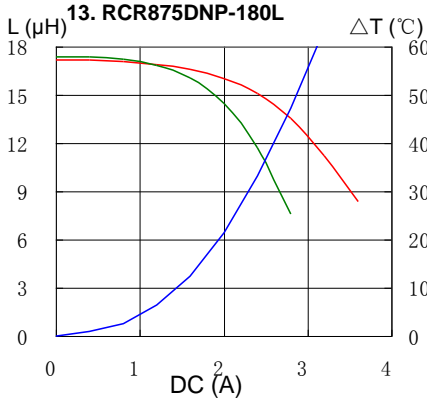


PIN Power Inductor RCR-875D




Saturation Current & Temperature Rise Graph

— L (20°C) — L (100°C) — ΔT

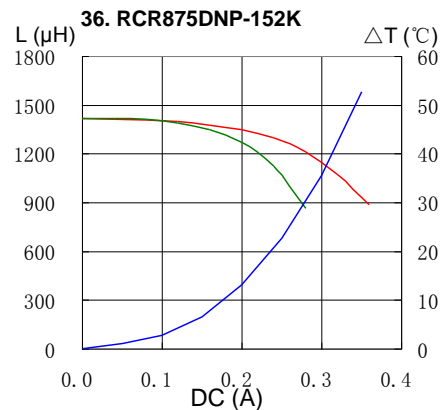
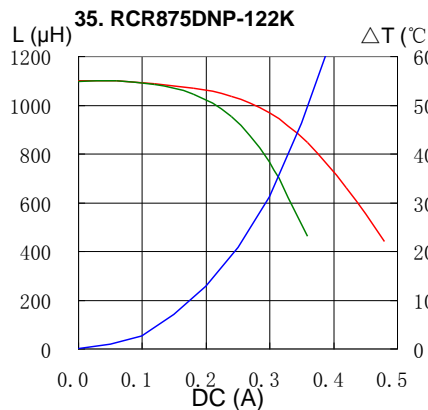
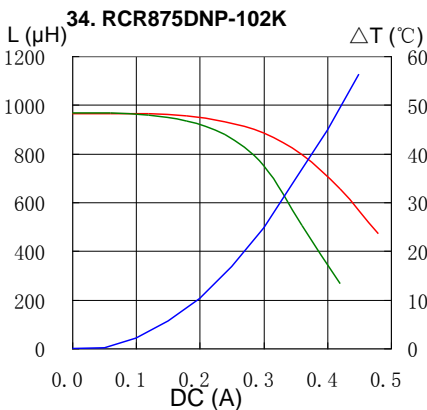
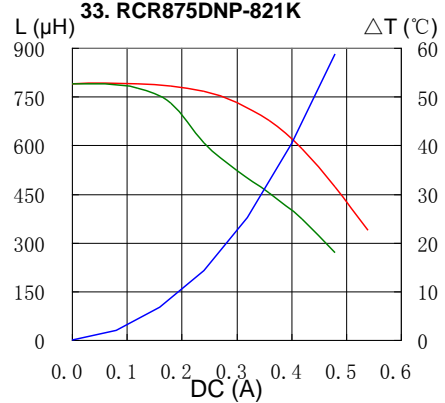
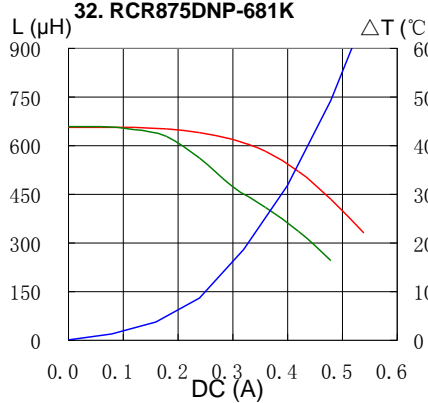
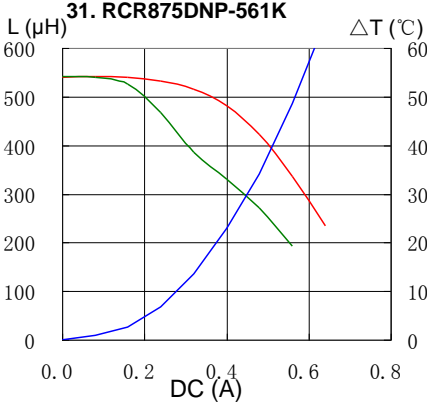
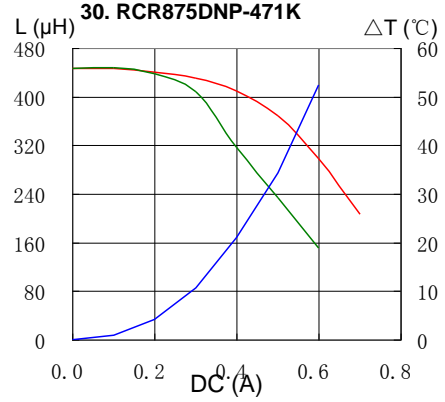
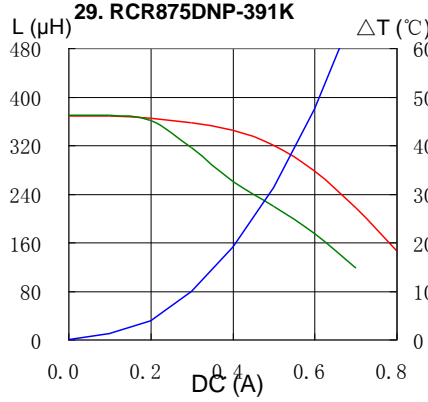
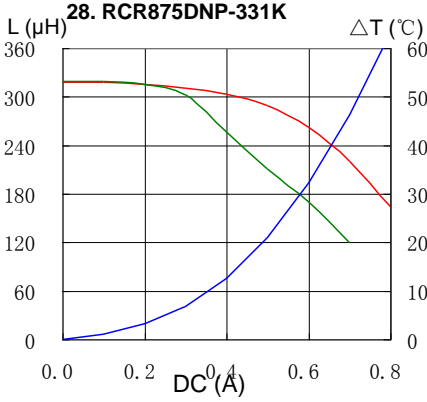
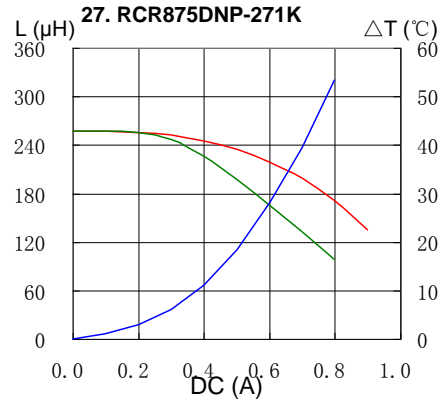
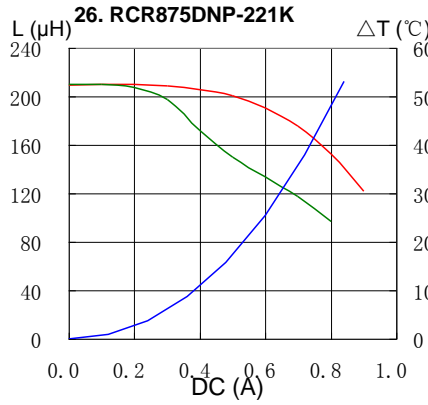
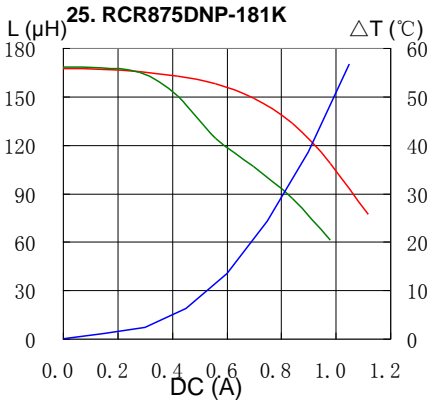


PIN Power Inductor RCR-875D




Saturation Current & Temperature Rise Graph

— L (20°C) — L (100°C) — ΔT

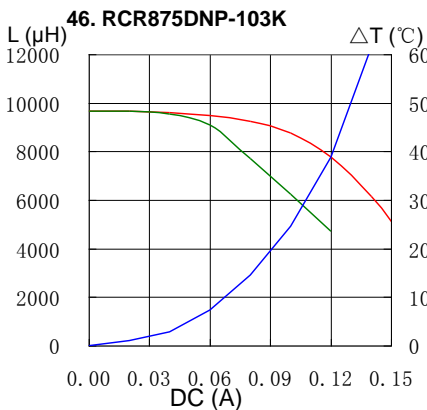
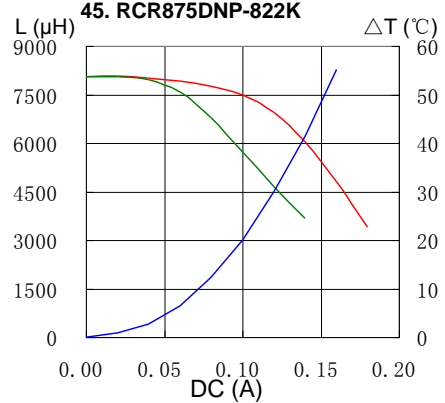
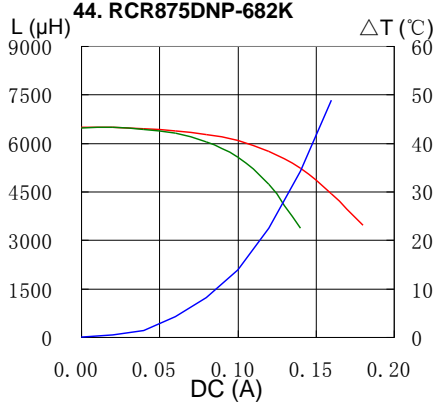
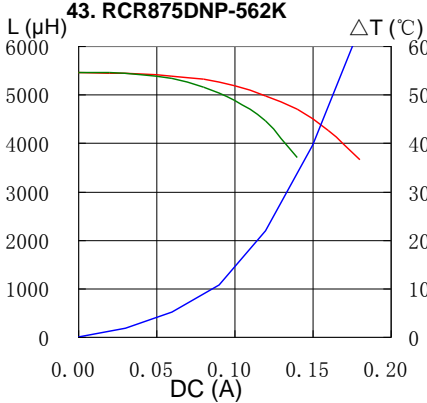
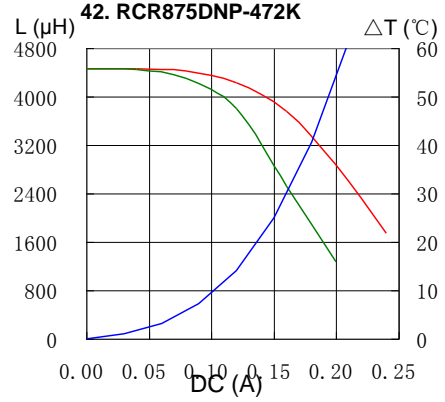
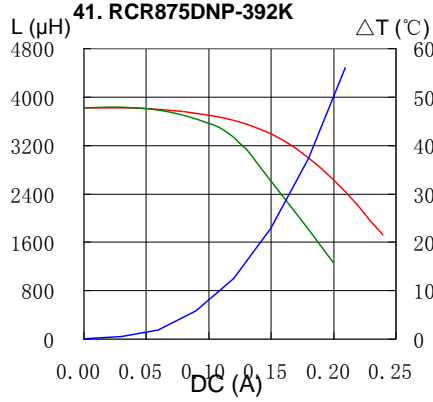
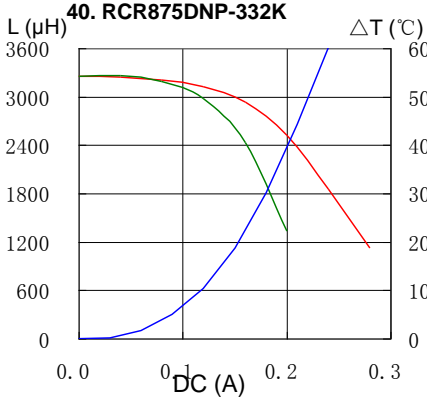
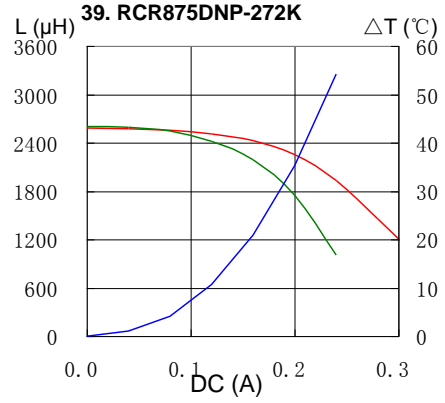
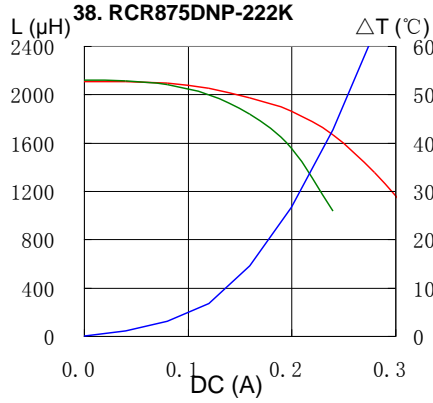
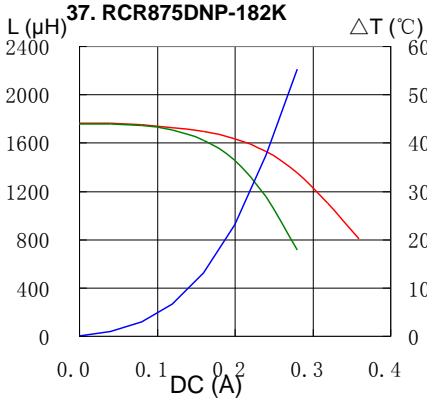


PIN Power Inductor RCR-875D




Saturation Current & Temperature Rise Graph

— L (20°C) — L (100°C) — ΔT



PIN Power Inductor RCR-875D



Please refer to the sales offices on our website - <http://www.sumida.com>

Hong Kong

Tel.+852-2880-6781
FAX.+852-2565-9600
sales@hk.sumida.com

Saitama(Japan)

Tel.+81-48-691-7300
FAX.+81-48-691-7340
sales@jp.sumida.com

Chicago

Tel.+1-847-545-6700
FAX. +1-847-545-6720
sales@us.sumida.com

Shanghai

Tel.+86-21-5836-3299
FAX.+86-21-5836-3266
shanghai.sales@cn.sumida.com

Seoul

Tel.+82-2-6237-0777
FAX.+82-2-6237-0778
sales@kr.sumida.com

Obernzell

Tel.+49-8591-937-0
FAX. +49-8591-937-103
contact@eu.sumida.com

Shenzhen

Tel.+86-755-8291-0228
FAX.+86-755-8291-0338
shenzhen.sales@cn.sumida.com

Singapore

Tel.+65-6296-3388
FAX.+65-6841-4426
sales@sg.sumida.com

Neumarkt

Tel.+49-9181-4509-110
FAX. +49-9181-4509-310
infocomp@eu.sumida.com

Taipei

Tel.+886-2-8751-2737
FAX.+886-2-8751-2738
sales@tw.sumida.com

San Jose

Tel.+1-408-321-9660
FAX.+1-408-321-9308
sales@us.sumida.com

单击下面可查看定价，库存，交付和生命周期等信息

[>>Sumida Corporation\(胜美达\)](#)