

# DATA SHEET

**SUNGMUN CODE :** TDR-16S

**DESCRIPTION :** ROTARY DIP SWITCH

## **SUNGMUN ELECTRONICS CO., LTD.**

Address 301-302, Bucheon Technopark 345, Seokcheon-ro, Ojeong-gu  
Bucheon-si, Gyeonggi-do, Korea

TEL. +82-32-328-1941~4

FAX +82-32-328-1945

E-mail [sungmun@sungmun.co.kr](mailto:sungmun@sungmun.co.kr)

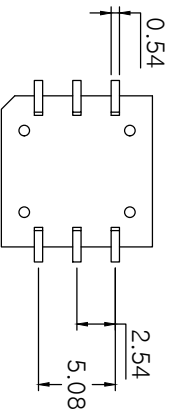
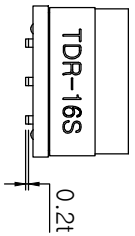
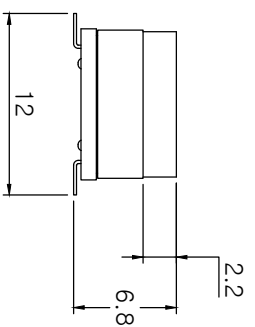
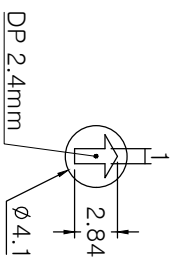
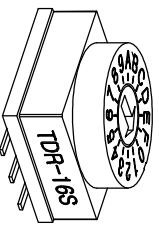
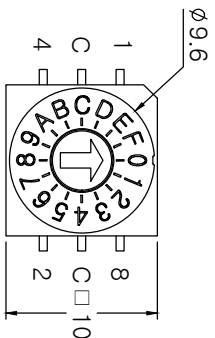
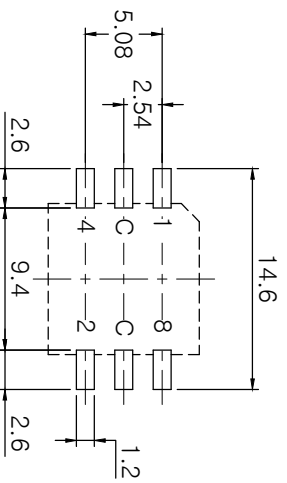
Website [www.sungmun.com](http://www.sungmun.com)



MRK.	DATE	REVISION	SIGN
△			

## SPECIFICATION

1. Rating : 150mA, DC 42V (Switching)  
200mA, DC 42V (None-Switching)
2. Contact Resistance : 80mΩ Max
3. Insulation Resistance : 100MΩ Min
4. Operating Force : 700gf Max
5. Life cycle : 10,000 steps
6. Sealing : IP67 (Dust & Water proof)
7. Packing : 50pcs Tube / 600pcs Reel Packing



Real Coded							
	C	1	2	4	8		
0	●					0	
1	●	●				1	
2	●		●			2	
3	●	●	●			3	
4	●			●		4	
5	●	●		●		5	
6	●		●	●		6	
7	●	●	●	●		7	
8	●				●	8	
9	●	●			●	9	
10	●				●	A	
11	●	●			●	B	
12	●			●	●	C	
13	●	●		●	●	D	
14	●		●	●	●	E	
15	●	●	●	●	●	F	

DRAW/DESIGNED	CHECKED	APPROVED	G.TOL	TITLE
Y.S KIM	B.S KANG	K.I LEE	±0.3	ROTARY DIP SWITCH
2021-07-23	2021-07-23	2021-07-27	UNIT	MODEL NO.
			mm	TDR-16S
			SCALE	DRAW NO.
			2:1	TDR-16S-03
			SIZE	REV.
			A4	03



**1. Description:**

This specification describes "10X10 size of Rotary Dip Switches" which are T, S, Q and F, E series.

1-1 Operating / Storage Temperature Range : -60°C ~ +125°C

**2. Rating:**

2-1 None-Switching : 200 mA, DC 42V

2-2 Switching : 150 mA, DC 42V

**3. Type of Actuation** : Rotating

**4. Electrical Characteristics**

ITEM	DESCRIPTION	TEST CONDITIONS	REQUIREMENTS
4-1	Visual Examination	By visual examination check without any out pressure & testing.	There shall be no defects that affect the serviceability of the product.
4-2	Contact Resistance	① To be measured between the two terminals associated with each switch pole. ② Measurements shall be made with a 1kHz shall current contact resistance meter.	80mΩ max.
4-3	Insulation Resistance	250V DC, 1minute ±5seconds	100 MΩ min.
4-4	Dielectric withstanding Voltage	250V AC(50Hz or 60Hz)shall be applied between all the adjacent terminal and between the terminal and the frame for 1 minute.	There shall be no breakdown or flashover.

**5. Mechanical Characteristics**

ITEM	DESCRIPTION	TEST CONDITIONS	REQUIREMENTS
5-1	Operation Force	Operating direction shall be clockwise or counter clockwise direction	700gf·cm max
5-2	Operation Life	Measurements shall be made following the test set forth below: 1)150mA, 42V DC resistive load 2)Rate of operation: 15~20 cycles/ minute 3)Step of operation: 10,000 steps	1)As shown in item 4-3, 4-4 2)Contact Resistance: 200mΩ max

**6. Environmental Characteristics**

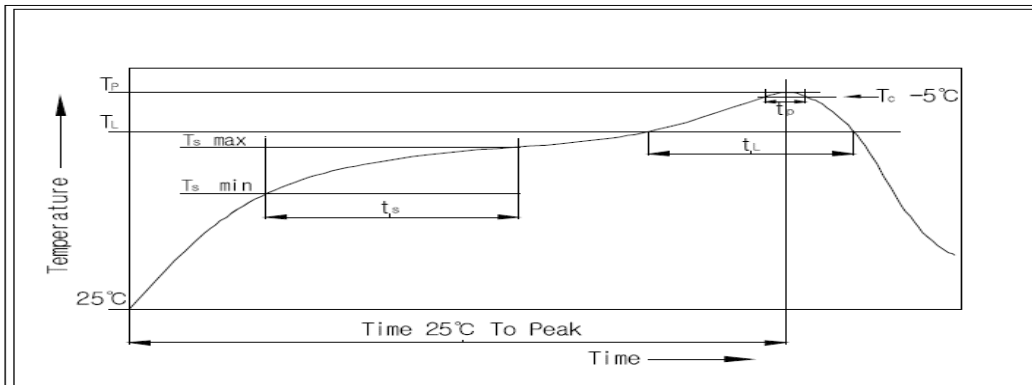
ITEM	DESCRIPTION	TEST CONDITIONS	REQUIREMENTS
6-1	Resistance Low Temperature	Following the test set forth below the sample shall be left in normal temperature and humidity conditions for an hour before measurements are made: 1)Temperature: -60°C ±3°C 2)Time: 96 hours	1)As shown in item 4-3, 4-4, 5-1 2)Contact Resistance: 200mΩ max
6-2	Resistance High Temperature	Following the test set forth below the sample shall be left in normal temperature and humidity conditions for an hour before measurements are made: 1)Temperature: 125°C ±2°C 2)Time: 96 hours	1)As shown in item 4-3, 4-4, 5-1 2)Contact Resistance: 200mΩ max
6-3	Resistance Humidity	Following the test set forth below the sample shall be left in normal temperature and humidity conditions for an hour before measurements are made: 1)Temperature: 40°C ±2°C 2)Relative humidity: 90~95% 3)Time: 96 hours	1)As shown in item 4-4, 5-1 2)Contact Resistance: 200mΩ max 3)Insulation Resistance: 10 MΩ min

7. This item is "RoHS" Compliant

8. Manual Soldering : Max 350°C, 3 sec.

9. Wave Soldering : Max 280°C, 5 sec.

10. Reflow Soldering Conditions: (SMD type only)



**10-1 Condition for Soldering**

Profile Feature	Pb-Free Assembly
Average Ramp-UP Rate(Ts max to TP)	3°C/second max
Preheat	
- Temperature Min(Ts min)	150°C
- Temperature Max(Ts max)	200°C
- Time (ts min to ts max)	60-180seconds
Time maintained above:	
- Temperature (TL)	217°C
- Time (tL)	60-150seconds
Peak/Classification Temperature(TP)	260°C +0°C/ -5°C
Time within 5°C of actual Peak Temperature(TP)	5~10 seconds
Ramp-Down Rate	6°C/sec max
Time 25°C to Peak Temperature	8 minutes max

单击下面可查看定价，库存，交付和生命周期等信息

[>>SUNGMUN\(韩国星纹电子\)](#)