


# Multilayer Chip LC Diplexer – SLFD Series

Operating Temp. : -40°C~+85°C



## FEATURES

- Small and low profile enables high density mounting
- Low insertion loss & high attenuation
- Excellent solderability


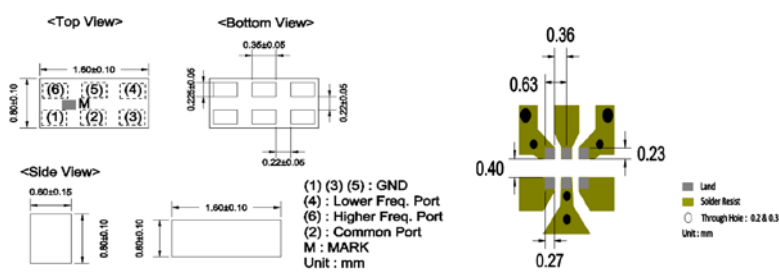

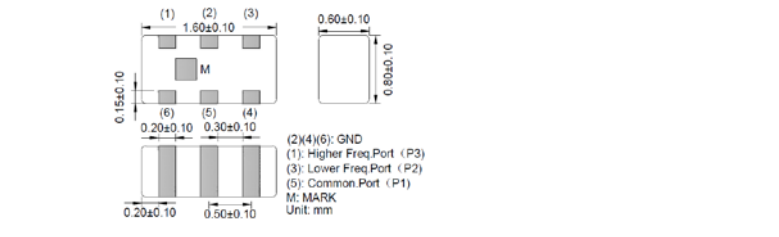
## APPLICATIONS

- Mobile communication system, such as GSM, DCS, PCS, etc.
- Bluetooth, WIFI, WLAN, LNB, etc.


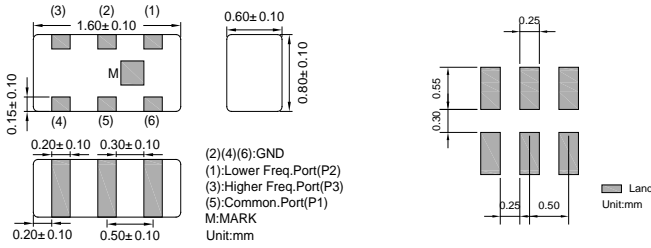

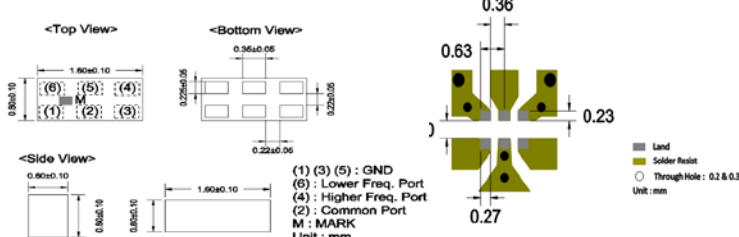
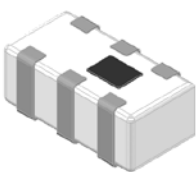
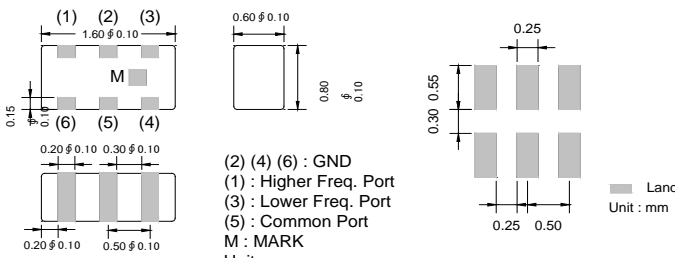
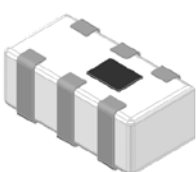
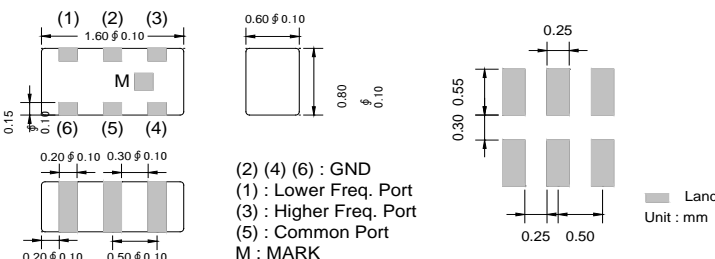
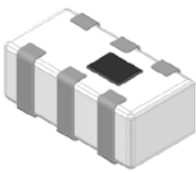
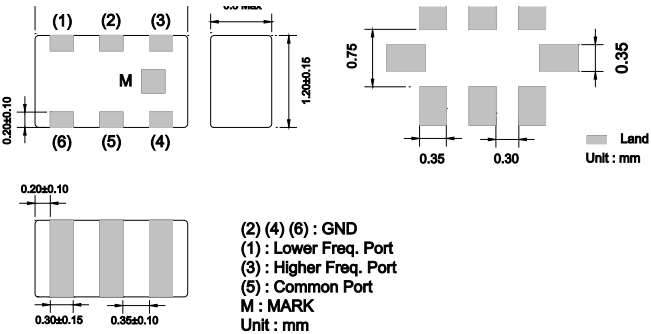
## PRODUCT IDENTIFICATION

<u><b>SLFD</b></u> ①	<u><b>21</b></u> ②	<u><b>-2R450G</b></u> ③	<u><b>-02</b></u> ④	<u><b>T</b></u> ⑤																	
<table border="1"> <tr><td colspan="2" style="text-align: center;">Type</td></tr> <tr><td>SLFD</td><td>LC Diplexer</td></tr> </table>		Type		SLFD	LC Diplexer	<table border="1"> <tr><td colspan="2" style="text-align: center;">External Dimensions (LxW) (mm)</td></tr> <tr><td>18 [0603]</td><td>1.6x0.8</td></tr> <tr><td>21 [0805]</td><td>2.0x1.2</td></tr> </table>		External Dimensions (LxW) (mm)		18 [0603]	1.6x0.8	21 [0805]	2.0x1.2	<table border="1"> <tr><td colspan="2" style="text-align: center;">Center Frequency</td></tr> <tr><td>Example</td><td>Nominal Value</td></tr> <tr><td>2R450G</td><td>2450.0MHz</td></tr> </table>		Center Frequency		Example	Nominal Value	2R450G	2450.0MHz
Type																					
SLFD	LC Diplexer																				
External Dimensions (LxW) (mm)																					
18 [0603]	1.6x0.8																				
21 [0805]	2.0x1.2																				
Center Frequency																					
Example	Nominal Value																				
2R450G	2450.0MHz																				
<table border="1"> <tr><td colspan="2" style="text-align: center;">Series Code</td></tr> <tr><td colspan="2">01, 02, etc</td></tr> </table>		Series Code		01, 02, etc		<table border="1"> <tr><td colspan="3" style="text-align: center;">Packing</td></tr> <tr><td>T</td><td colspan="2">Tape Carrier Package</td></tr> </table>			Packing			T	Tape Carrier Package								
Series Code																					
01, 02, etc																					
Packing																					
T	Tape Carrier Package																				


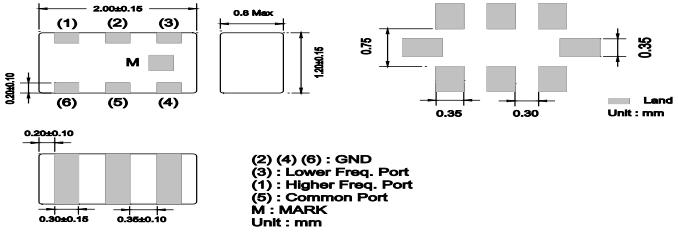

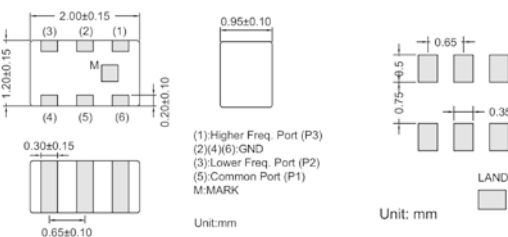
## SHAPE AND DIMENSIONS

Type: SLFD18-2R200G-01T 	Dimensions and Land Patterns 
Type: SLFD18-2R450G-05T 	Dimensions and Land Patterns 

# SHAPE AND DIMENSIONS

<p>Type: SLFD18-2R450G-12/13/22/23T</p> 	<p>Dimensions and Land Patterns</p>  <p>(2)(4)(6):GND            (1):Lower Freq.Port(P2)            (3):Higher Freq.Port(P3)            (5):Common.Port(P1)            M:MARK            Unit:mm</p>
<p>Type: SLFD18-2R600G-01T</p> 	<p>Dimensions and Land Patterns</p>  <p>(1) (3) (5) : GND            (6) : Lower Freq. Port            (4) : Higher Freq. Port            (2) : Common Port            M : MARK            Unit : mm</p>
<p>Type: SLFD18-5R950G-01/04T</p> 	<p>Dimensions and Land Patterns</p>  <p>(2) (4) (6) : GND            (1) : Higher Freq. Port            (3) : Lower Freq. Port            (5) : Common Port            M : MARK            Unit : mm</p>
<p>Type: SLFD18-5R950G-02/03T</p> 	<p>Dimensions and Land Patterns</p>  <p>(2) (4) (6) : GND            (1) : Lower Freq. Port            (3) : Higher Freq. Port            (5) : Common Port            M : MARK            Unit : mm</p>
<p>Type: SLFD21-2R200G-01T</p> 	<p>Dimensions and Land Patterns</p>  <p>(2) (4) (6) : GND            (1) : Lower Freq. Port            (3) : Higher Freq. Port            (5) : Common Port            M : MARK            Unit : mm</p>

## SHAPE AND DIMENSIONS

Type: SLFD21-2R200G-02T	Dimensions and Land Patterns
	 <p>(2) (4) (6) : GND            (3) : Lower Freq. Port            (1) : Higher Freq. Port            (5) : Common Port            M : MARK            Unit : mm</p>
Type: SLFD21-2R450G-02T	Dimensions and Land Patterns
	 <p>(1) Higher Freq. Port (P3)            (2)(4)(6) GND            (3) Lower Freq. Port (P2)            (5) Common Port (P1)            M: MARK            Unit: mm</p>

## SPECIFICATIONS

### SLFD18 TYPE

Part Number	Characteristic Impedance	Frequency Range	Frequency	Max. IL in BW (@ 25°C)	Ripple in BW (@ 25°C)	Max. VSWR in BW (@ 25°C)	Min. Attenuation (@ 25°C)	
Units	$\Omega$	-	MHz	dB	dB	-	dB	
SLFD18-2R200G-01T	50	Low Band	698~960	0.8	-	-	20dB Min. @ 698~960MHz	
		High Band	1710~2700	0.7			25dB Min. @ 1710~2700MHz	
SLFD18-2R450G-05T	50	Low Frequency	1570~1610	0.75	-	2.0	-	
			2400~2500	-	-	-	12	
			4900~6000	-	-	-	12	
		High Frequency	1570~1610	-	-	-	-	20
			2400~2500	0.8	-	2.0	-	
			4900~6000	0.5	-	2.0	-	
SLFD18-2R450G-12T	50	Low Frequency	2400~2500	0.5	-	2.0	-	
			4800~5000	-	-	-	21	
			5000~5950	-	-	-	21	
			7200~7500	-	-	-	25	
		High Frequency	4900~5950	0.6	-	2.0	-	
			824~2170	-	-	-	27	
			2400~2500	-	-	-	30	
			9800~1180	-	-	-	20	
SLFD18-2R450G-13T	50	Low Frequency	2400~2500	0.5	-	2.0	-	
			4800~5000	-	-	-	21	
			5000~5950	-	-	-	21	
			7200~7500	-	-	-	25	
		High Frequency	4900~5950	0.6	-	2.0	-	
			824~2170	-	-	-	27	
			2400~2500	-	-	-	30	
			9800~1180	-	-	-	20	

# SPECIFICATIONS

## SLFD18 TYPE

Part Number	Characteristic Impedance	Frequency Range	Frequency	Max. IL in BW (@ 25°C)	Ripple in BW (@ 25°C)	Max. VSWR in BW (@25°C)	Min. Attenuation (@25°C)
Units	$\Omega$	-	MHz	dB	dB	-	dB
SLFD18-2R 450G-22T	50	Low Band	1570~1610	0.45	-	-	22
		High Band	2400~2500	0.5			20
SLFD18-2R 450G-23T	50	Low Band	1570~1610	0.45	-	-	22
		High Band	2400~2500	0.5			20
SLFD18-2R 600G-01T	50	Low Band	1710~1920	0.9	-	-	15
		High Band	2500~2690	0.9			
SLFD18-5R 950G-01T	50	Low Band	2400~2500	0.5	-	2.0	25dB Min. at 30~2100MHz
							30dB Min. at 2400~2700MHz
							35dB Min. at 4800~5000MHz
		25dB Min. at 7200~7500MHz					
		20dB Min. at 8100MHz					
		High Band	4900~5950	0.65			20dB Min. at 9800~11900 MHz
15dB Min. at 14700~17850 MHz							
SLFD18-5R 950G-02T	50	Low Band	2400~2500	0.5	-	2.0	25dB Min. at 30~2100MHz
							30dB Min. at 2400~2700MHz
							35dB Min. at 4800~5000MHz
		25dB Min. at 7200~7500MHz					
		20dB Min. at 8100MHz					
		High Band	4900~5950	0.65			20dB Min. at 9800~11900 MHz
15dB Min. at 14700~17850 MHz							

# SPECIFICATIONS

## SLFD18 TYPE

Part Number	Characteristic Impedance	Frequency Range	Frequency	Max. IL in BW (@ 25°C)	Ripple in BW (@ 25°C)	Max. VSWR in BW (@25°C)	Min. Attenuation (@25°C)
Units	$\Omega$	-	MHz	dB	dB	-	dB
SLFD18-5R9 50G-03T	50	Low Band	2400~2500	0.5	-	2.0	25dB Min. at 300~2100MHz
							32dB Min. at 2400~2700MHz
							35dB Min. at 4800~5000MHz
		High Band	4900~5950	0.9	-	2.0	10dB Min. at 7200MHz
							25dB Min. at 7200~7500MHz
							20dB Min. at 9800~11950 MHz
15dB Min. at 14700~17850 MHz							
SLFD18-5R9 50G-04T	50	Low Band	2400~2500	0.5	-	2.0	25dB Min. at 300~2100MHz
							32dB Min. at 2400~2700MHz
							35dB Min. at 4800~5000MHz
		High Band	4900~5950	0.9	-	2.0	10dB Min. at 7200MHz
							25dB Min. at 7200~7500MHz
							20dB Min. at 9800~11950 MHz
15dB Min. at 14700~17850 MHz							
SLFD18-5R9 50G-07T	Complex Conjugate to IC chipset	Low Band	2400~2500	0.4	-	1.5	21dB Min. at 4800~5000MHz
							23dB Min. at 5000~5950MHz
	50	High Band	4900~5950	0.6	-	1.8	25dB Min. at 7200~7500MHz
							26dB Min. at 824~2170MHz
30dB Min. at 2400~2700MHz							
20dB Min. at 9800~11900 MHz							

## SPECIFICATIONS

### SLFD18 TYPE

Part Number	Characteristic Impedance	Frequency Range	Frequency	Max. IL in BW (@ 25°C)	Ripple in BW (@ 25°C)	Max. VSWR in BW (@25°C)	Min. Attenuation (@25°C)
Units	$\Omega$	-	MHz	dB	dB	-	dB
SLFD18-5R9 50G-08T	Complex Conjugate to IC chipset	Low Band	2400~2500	0.4	-	1.5	21dB Min. at 4800~5000MHz
							23dB Min. at 5000~5950MHz
							25dB Min. at 7200~7500MHz
	50	High Band	4900~5950	0.6	-	1.8	26dB Min. at 824~2170MHz
							30dB Min. at 2400~2700MHz
							20dB Min. at 9800~11900 MHz

### SLFD21 TYPE

Part Number	Characteristic Impedance	Frequency Range	Frequency	Max. IL in BW (@ 25°C)	Ripple in BW (@ 25°C)	Max. VSWR in BW (@25°C)	Min. Attenuation (@25°C)
Units	$\Omega$	-	MHz	dB	dB	-	dB
SLFD21-2R2 00G-01T	50	Low Band	698~746MHz	0.4	-	-	25dB Min. at 698~960MHz
			746~960MHz	0.5			30dB Min. at 1710~2170MHz
		High Band	1710~2400MHz	0.7			30dB Min. at 2170~2400MHz
							30dB Min. at 2400~2700MHz
SLFD21-2R2 00G-02T	50	Low Band	698~746MHz	0.4	-	-	25dB Min. at 698~960MHz
			746~960MHz	0.5			30dB Min. at 1710~2170MHz
		High Band	1710~2400MHz	0.7			30dB Min. at 2170~2400MHz
							30dB Min. at 2400~2700MHz
SLFD21-2R4 50G-02T	50	Low Frequency	2400~2500	0.5	-	2.0	-
			3400~3800	-	-	-	18
			4800~5000	-	-	-	30
			7200~7500	-	-	-	30
		High Frequency	2400~2500	-	-	-	25
			3400~3800	-	-	-	17
			5150~5850	0.7	-	2.0	-
			10000~12000	-	-	-	20
15000~18000	-	-	-	10			

单击下面可查看定价，库存，交付和生命周期等信息

[>>Sunlord\(顺络\)](#)