


# Multilayer Chip Balun – SLBL Series

Operating Temp. : -40°C~+85°C



## FEATURES

- Small size, enable high density mounting
- Low insertion loss, excellent amplitude and phase balance
- Surface mount type, high reliability

## APPLICATIONS

- Mobile communication equipment for LTE, 5G systems, etc.
- Bluetooth, Wi-Fi, WLAN etc.


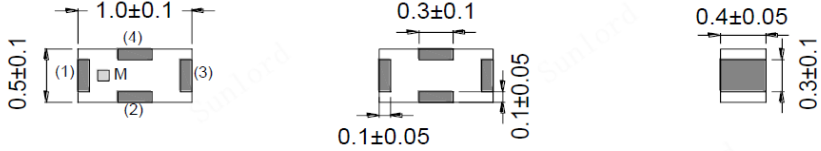

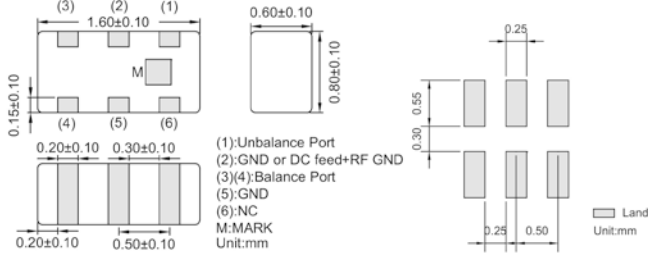

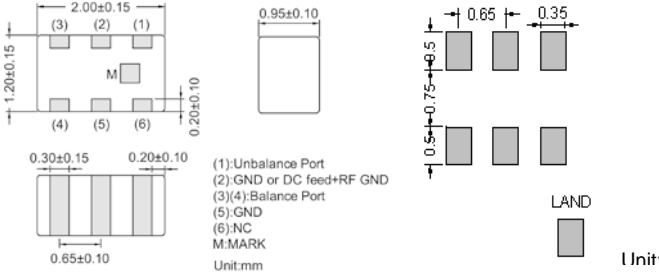
## PRODUCT IDENTIFICATION

SLBL	18	-2R450G	-05	-31	T																							
①	②	③	④	⑤	⑥																							
<table border="1"> <tr><th colspan="2">Type</th></tr> <tr><td>SLBL</td><td>Balun</td></tr> </table>		Type		SLBL	Balun	<table border="1"> <tr><th colspan="2">External Dimensions (LxW) (mm)</th></tr> <tr><td>06 [0202]</td><td>0.6x0.5</td></tr> <tr><td>15 [0402]</td><td>1.0x0.5</td></tr> <tr><td>18 [0603]</td><td>1.6x0.8</td></tr> <tr><td>21 [0805]</td><td>2.0x1.2</td></tr> </table>		External Dimensions (LxW) (mm)		06 [0202]	0.6x0.5	15 [0402]	1.0x0.5	18 [0603]	1.6x0.8	21 [0805]	2.0x1.2	<table border="1"> <tr><th colspan="2">Center Frequency</th></tr> <tr><th>Example</th><th>Nominal Value</th></tr> <tr><td>2R450G</td><td>2450.0MHz</td></tr> <tr><td>5R400G</td><td>5400.0MHz</td></tr> </table>			Center Frequency		Example	Nominal Value	2R450G	2450.0MHz	5R400G	5400.0MHz
Type																												
SLBL	Balun																											
External Dimensions (LxW) (mm)																												
06 [0202]	0.6x0.5																											
15 [0402]	1.0x0.5																											
18 [0603]	1.6x0.8																											
21 [0805]	2.0x1.2																											
Center Frequency																												
Example	Nominal Value																											
2R450G	2450.0MHz																											
5R400G	5400.0MHz																											
<table border="1"> <tr><th colspan="2">Balance Impedance</th></tr> <tr><td>05</td><td>50Ω</td></tr> <tr><td>10</td><td>100Ω</td></tr> </table>		Balance Impedance		05	50Ω	10	100Ω	<table border="1"> <tr><th colspan="2">Series Code</th></tr> <tr><td colspan="2">01,31 etc.</td></tr> </table>		Series Code		01,31 etc.		<table border="1"> <tr><th colspan="2">Packing</th></tr> <tr><td>T</td><td>Tape Carrier Package</td></tr> </table>		Packing		T	Tape Carrier Package									
Balance Impedance																												
05	50Ω																											
10	100Ω																											
Series Code																												
01,31 etc.																												
Packing																												
T	Tape Carrier Package																											

## SHAPE AND DIMENSIONS

Type: SLBL06 Series	Dimensions and Land Patterns
	<p><b>&lt;Top View&gt;</b></p> <p><b>&lt;Side View&gt;</b></p> <p>(1) :GND (2) : Unbalanced Port (3) (4) : Balanced Port M : MARK Unit : mm</p>
SLBL06-1R900G-10-03T	Dimensions and Land Patterns
	<p><b>&lt;Top View&gt;</b></p> <p><b>&lt;Side View&gt;</b></p> <p><b>&lt;Bottom View&gt;</b></p> <p>(1) :GND (2) : Unbalanced Port (3) (4) : Balanced Port M : MARK Unit : mm</p>

## SHAPE AND DIMENSIONS

Type: SLBL15 Series	Dimensions and Land Patterns
	<p>&lt;Top View&gt;                      &lt;Bottom View&gt;                      &lt;Side View&gt;</p>  <p>(1) : Balanced Port (2) : Unbalanced Port (3) : Balanced Port (4) : GND M : MARK Unit : mm</p>
Type: SLBL18 Series	Dimensions and Land Patterns
	 <p>(1):Unbalance Port (2):GND or DC feed+RF GND (3)(4):Balance Port (5):GND (6):NC M:MARK Unit:mm</p> <p>Land Unit:mm</p>
Type: SLBL21 Series	Dimensions and Land Patterns
	 <p>(1):Unbalance Port (2):GND or DC feed+RF GND (3)(4):Balance Port (5):GND (6):NC M:MARK Unit:mm</p> <p>LAND Unit:mm</p>

## SPECIFICATIONS

### SLBL06 TYPE

Part Number	Unbalance Port Impedance	Balance Port Impedance	Frequency Range	Insertion Loss	Balance Port VSWR	Amplitude Difference	Phase Difference	Power Capacity
Units	Ω	Ω	MHz	dB	-	dB	Deg.	mW
SLBL06-0R770G-10-01T	50	100	698~960	0.6 Max. at 25°C	2.0 Max.	3.0 Max.	180±10	500
SLBL06-1R900G-10-03T	50	100	1710~2200	0.6 Max. at 25°C	2.0 Max.	3.0 Max.	180±15	500
SLBL06-2R500G-10-01T	50	100	2300~2700	0.55 Max. at 25°C	2.0 Max.	2.5 Max.	180±10	500

### SLBL15 TYPE

Part Number	Unbalance Port Impedance	Balance Port Impedance	Frequency Range	Insertion Loss	Balance Port VSWR	Amplitude Difference	Phase Difference	Power Capacity
Units	Ω	Ω	MHz	dB	-	dB	Deg.	mW
SLBL15-0R770G-10-31T	50	100	758~821	0.6 Max. at 25 °C	1.5 Max.	2.0 Max.	180±10	500
SLBL15-1R900G-10-31T	50	100	1805~2025	0.6 dB Max. at 25 °C	1.5 Max.	2.5 Max.	180±10	500

## SPECIFICATIONS

### SLBL18 TYPE

Part Number	Unbalance Port Impedance	Balance Port Impedance	Frequency Range	Insertion Loss	Balance Port VSWR	Amplitude Difference	Phase Difference	Power Capacity
Units	$\Omega$	$\Omega$	MHz	dB	-	dB	Deg.	mW
SLBL18-1R500G-05-31T	50	50	699~960	1.4dB Max. at 25°C	2.0 Max.	$\pm 1.2$ dB	180 $\pm$ 10	3.0 W Max.
			1710~1995	1.3dB Max. at 25°C				
			2000~2700	1.5dB Max. at 25°C				
SLBL18-1R500G-10-32T	50	100	673~2700	1.7dB Max. at 25°C	2.45 Max.	$\pm 1.5$ dB	180 $\pm$ 15	3.0 W Max.
SLBL18-2R450G-05-02T	50	50	2450 $\pm$ 50	0.9 Max. at 25°C 1.0 Max. at -40 to +85°C	2.0 Max.	2.0 Max.	180 $\pm$ 10	500
SLBL18-2R500G-05-31T	50	50	2300~2700	1.2 dB Max. at 25°C	2.0 Max.	$\pm 1.5$ dB	180 $\pm$ 10	3.0 W Max.
SLBL18-2R500G-10-31T	50	100	2300~2700	1.2 dB Max. at 25°C	2.0 Max.	$\pm 1.5$ dB	180 $\pm$ 10	3.0 W Max.
SLBL18-3R600G-05-31T	50	50	3300~3900	1.2 dB Max. at 25°C	2.0 Max.	$\pm 1.5$ dB	180 $\pm$ 15	2.0 W Max.
SLBL18-3R600G-10-31T	50	100	3300~3900	1.0 dB Max. at 25°C	2.0 Max.	$\pm 1.2$ dB	180 $\pm$ 15	2.0 W Max.
SLBL18-4R500G-05-31T	50	50	3200~4000	1.1 dB Max. at 25°C	2.1 Max.	$\pm 1.2$ dB	180 $\pm$ 12	3.0 W Max.
			4000~5000	1.0 dB Max. at 25°C	2.0 Max.			
			5000~6000	1.0 dB Max. at 25°C	2.0 Max.			
SLBL18-4R500G-10-31T	50	100	3200~4000	1.1 dB Max. at 25°C	2.1 Max.	$\pm 1.2$ dB	180 $\pm$ 12	3.0 W Max.
			4000~5000	1.0 dB Max. at 25°C	2.0 Max.			
			5000~6000	1.0 dB Max. at 25°C	2.0 Max.			

### SLBL21 TYPE

Part Number	Unbalance Port Impedance	Balance Port Impedance	Frequency Range	Insertion Loss	Balance Port VSWR	Amplitude Difference	Phase Difference	Power Capacity
Units	$\Omega$	$\Omega$	MHz	dB	-	dB	Deg.	mW
SLBL21-2R400G-05-01T	50	50	2400 $\pm$ 100	0.8 Max. at 25°C	2.0 Max.	2.0 Max.	180 $\pm$ 10	500
				0.9 Max. at -40 to +85°C				
SLBL21-2R400G-10-01T	50	100	2400 $\pm$ 100	0.9 Max. at 25°C	2.0 Max.	2.0 Max.	180 $\pm$ 10	500
				1.0 Max. at -40 to +85°C				
SLBL21-5R400G-10-31T	50	100	4900~5900	1.0 dB Max. at 25°C	2.0 Max.	$\pm 2.0$ dB	180 $\pm$ 10	3.0 W Max.
SLBL21-5R500G-10-33T	50	100	3000~8000	1.5 dB Max. at 25°C	2.3 Max.	$\pm 2.5$ dB	180 $\pm$ 20	3.0 W Max.

单击下面可查看定价，库存，交付和生命周期等信息

[>>Sunlord\(顺络\)](#)