

High Current Chip Ferrite Bead

◆ Features

- 1、 Internal silver printed layers and magnetic shielded structures to minimize crosstalk
- 2、 Large withstand current
- 3、 Can be used in a wide range of frequency to suppress EMI
- 4、 Three types material and wide range of impedance values for various applications
- 5、 RoHS Compliant.



◆ Application

- 1、 High current DC power lines.
- 2、 Noise suppression for power line or large current signal of electric equipments such as computers and peripheral devices, DVD cameras, LCD TVs, communication equipments, OA equipments, etc.

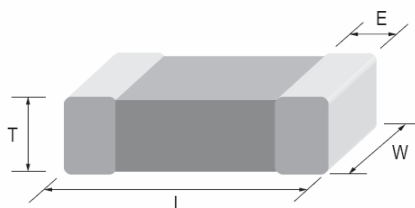
◆ PRODUCT IDENTIFICATION

SBH 2012 S 600 R S P
(1) (2) (3) (4) (5) (6) (7)

- (1) Series Type
- (2) Chip Size (mm) :Length X Width
- (3) Material Code
- (4) Nominal Impedance:600=60Ω;601=600Ω;
102=1000Ω
- (5) Rated Current: E=300mA;F=500mA;J=800mA
L =1000mA; M=1500mA;
N=2000mA; P=2500mA;
Q=3000mA; R=4000mA;
U=5000mA W=6000mA.
- (6) Company Code
- (7) Packaging:P–Embossed paper tape, 7" reel
E- Embossed plastic tape, 7" reel

◆ Dimensions Unit: mm

| Size(EIA) | L | W | T | E |
|------------|-----------|-----------|-----------|-----------|
| 2012(0805) | 2.00±0.20 | 1.25±0.20 | 0.90±0.20 | 0.50±0.30 |



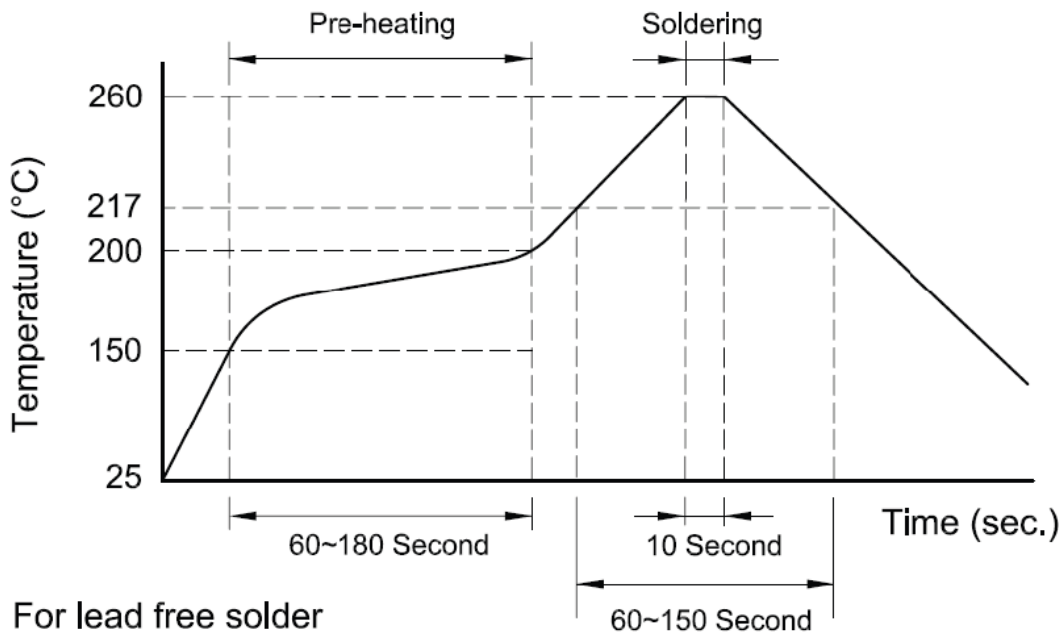
◆ Specifications

| Part Number | Impedance (Ω) | Test Freq. (MHz) | DCR Max. (Ω) | Rated Current (mA) |
|-----------------------|---------------|------------------|--------------|--------------------|
| SBH2012 Series | | | | |
| SBH2012S110USP | 11±25% | 100 | 0.015 | 5000 |
| SBH2012S300USP | 30±25% | 100 | 0.030 | 5000 |
| SBH2012S600RSP | 60±25% | 100 | 0.035 | 4000 |
| SBH2012S900QSP | 90±25% | 100 | 0.040 | 3000 |
| SBH2012S101QSP | 100±25% | 100 | 0.042 | 3000 |
| SBH2012S121QSP | 120±25% | 100 | 0.055 | 3000 |
| SBH2012S151QSP | 150±25% | 100 | 0.057 | 3000 |
| SBH2012S181QSP | 180±25% | 100 | 0.060 | 3000 |
| SBH2012S221QSP | 220±25% | 100 | 0.075 | 3000 |
| SBH2012S301NSP | 300±25% | 100 | 0.080 | 2000 |
| SBH2012S331NSP | 330±25% | 100 | 0.085 | 2000 |
| SBH2012S601NSP | 600±25% | 100 | 0.090 | 2000 |
| SBH2012S102LSP | 1000±25% | 100 | 0.120 | 1000 |

◆ General Technical Data

| | |
|------------------------------------|---------------------------|
| Operating Temperature Range | -55°C ~ +125°C |
| Storage Condition | Less than 40°C and 70% RH |
| Soldering Method | Reflow or Wave Soldering |

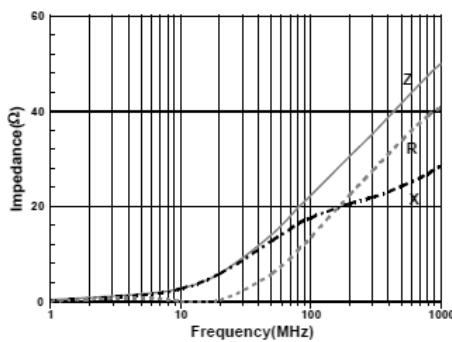
◆ Recommended Soldering Conditions



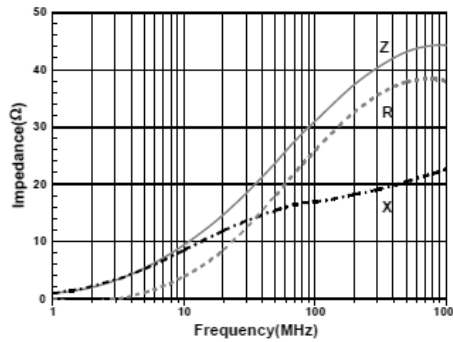
◆ Characteristics

SBH2012 TYPE

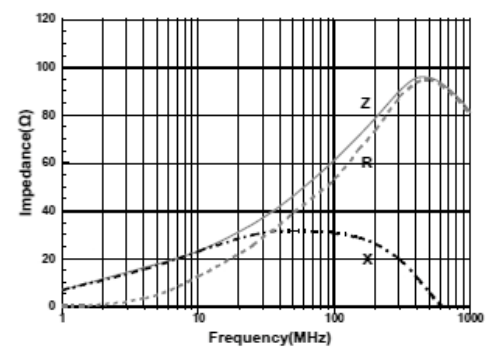
SBH2012S110USP



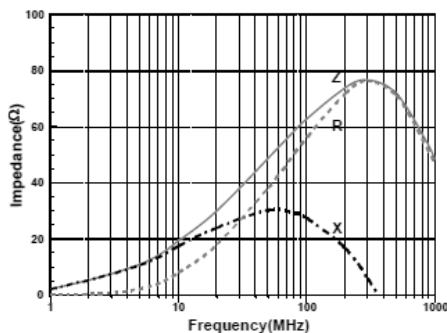
SBH2012S300USP



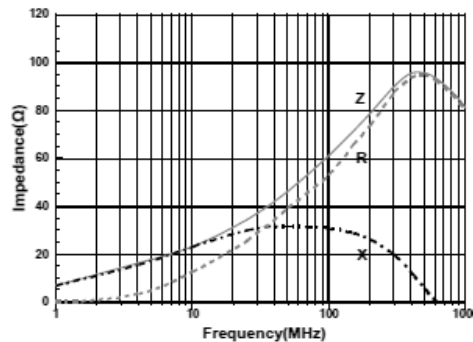
SBH2012S400RSP



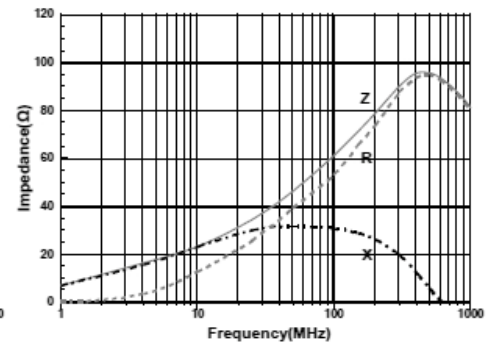
SBH2012S600RSP



SBH2012S800QSP

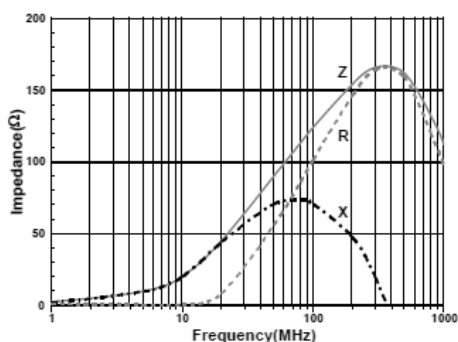


SBH2012S900QSP

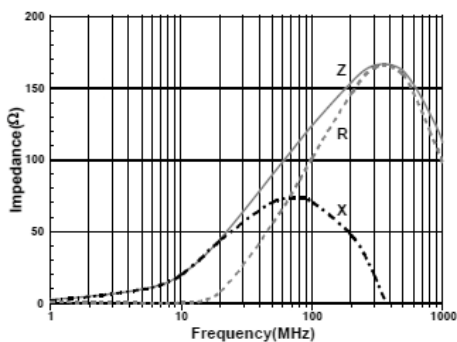


SBH2012S TYPE

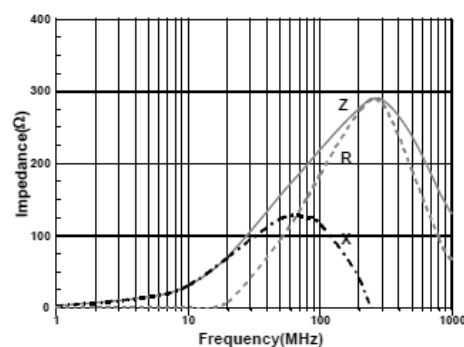
SBH2012S101QSP



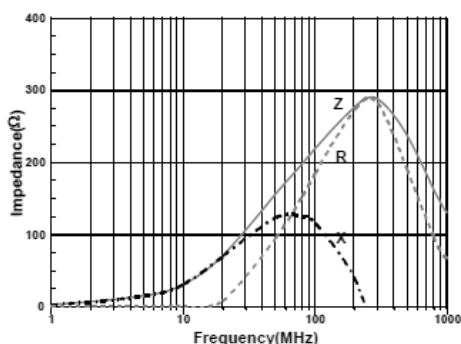
SBH2012S121QSP



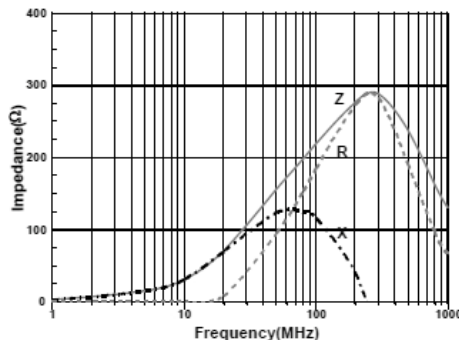
SBH2012S151QSP



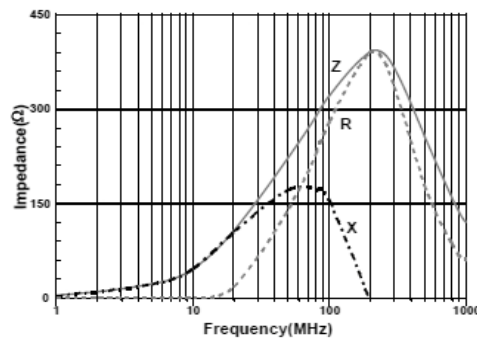
SBH2012S181QSP



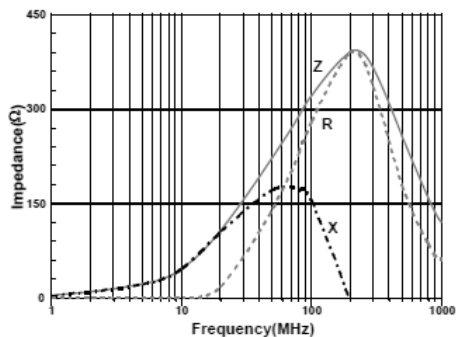
SBH2012S221QSP



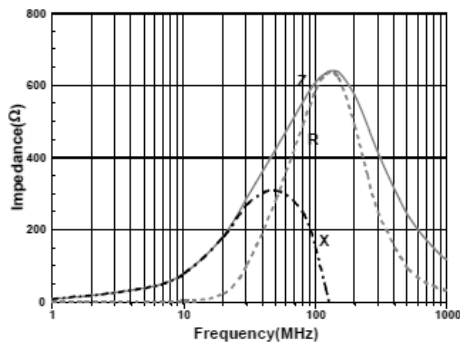
SBH2012S301MSP



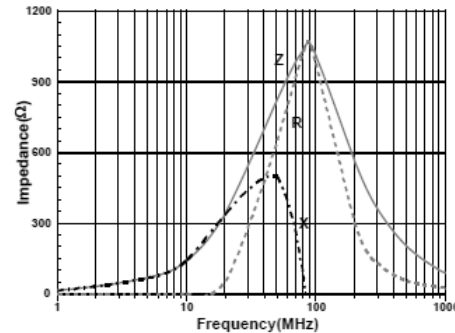
SBH2012S331PSP



SBH2012S601LSP



SBH2012S102JSP



◆ Package

| Size EIA (EIA) | 1005 (0402) | 1608 (0603) | 2012 (0805) | 3216 (1206) | 4532 (1812) |
|---|----------------|----------------|----------------|----------------|----------------|
| Standard Packing Quantity (pcs / reel) | 10,000 | 4,000 | 4,000 | 4,000 | 1,000 |

单击下面可查看定价，库存，交付和生命周期等信息

[>>Sunltech\(韩国顺磁\)](#)