

SMD Type Shielded Power Inductors

◆ Features

1. Magnetically shielded Version.
2. High inductance /High Power Inductor.
3. The products contain no lead and also support lead-free soldering.

◆ Applications

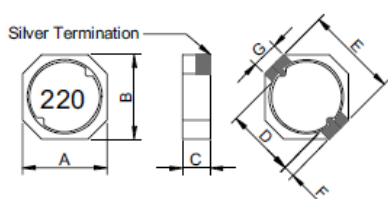
Excellent as VTR, OA equipment, LCD television sets, notebook PC, portable communication equipments, DC/DC converters, etc.

◆ Lead Free Part Numbering

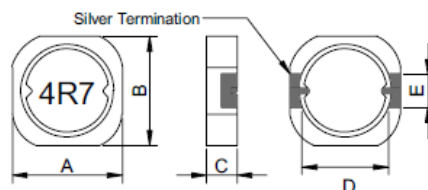
SLD 10D40 S 100 M T T
 (1) (2) (3) (4) (5) (6) (7)

- (1) Series Type
- (2) Dimension: A X C
- (3) Material Code
- (4) Inductance: 2R2=2.2μH ;
100=10μH; 101=100μH
- (5) Inductance Tolerance: M=±20%, Y=±30%
- (6) Company Code
- (7) Packaging : packed in embossed carrier

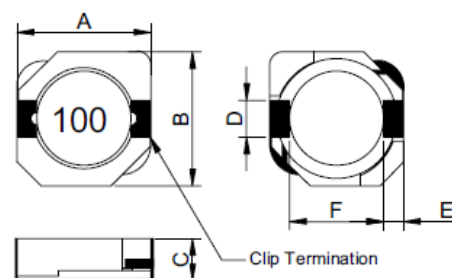
◆ Dimensions




SLD0420S/0530 Series



SLD0620/0625/0630/0635 Series



SLD10D30/10D40/10D50 Series



Series	A(mm)	B(mm)	C(mm)	D(mm)	E(mm)	F(mm)	G(mm)
SLD0420	4.3 max.	4.3 max.	2.0 max.	2.7 ref.	4.4 ref.	0.5 ref.	2.0 ref.
SLD0530	5.3 max.	5.3 max.	3.0 max.	4.2 ref.	5.8 ref.	0.6 ref.	2.0 ref.
SLD0620	6.3 max.	6.3 max.	2.0 max.	4.8 ref.	2.0 ref.	-	-
SLD0625	6.3 max.	6.3 max.	2.5 max.	4.8 ref.	2.0 ref.	-	-
SLD0630	6.3 max.	6.3 max.	3.0 max.	4.8 ref.	2.0 ref.	-	-
SLD0635	6.3 max.	6.3 max.	3.5 max.	4.8 ref.	2.0 ref.	-	-
SLD10D30	10.5 max.	10.3 max.	3.0max.	3.0±0.1	1.2±0.15	7.7±0.3	-
SLD10D40	10.5 max.	10.3 max.	4.0max.	3.0±0.1	1.2±0.15	7.7±0.3	-
SLD10D50	10.5 max.	10.3 max.	5.0max.	3.0±0.1	1.2±0.15	7.7±0.3	-

◆ Specification

Part Number	Inductance (μ H)	Test Frequency (Hz)	DCR (Ω) max.	IDC (A) max.
SLD0420 Series				
SLD0420S1R0MTT	1.0±20%	1V/100K	0.028	2.00
SLD0420S1R2MTT	1.2±20%	1V/100K	0.040	1.70
SLD0420S2R2MTT	2.2±20%	1V/100K	0.073	1.50
SLD0420S3R5MTT	3.5±20%	1V/100K	0.120	1.30
SLD0420S4R7MTT	4.7±20%	1V/100K	0.160	1.10
SLD0420S6R8MTT	6.8±20%	1V/100K	0.210	0.90
SLD0420S100MTT	10±20%	1V/100K	0.450	0.70
SLD0420S150MTT	15±20%	1V/100K	0.481	0.61
SLD0420S220MTT	22±20%	1V/100K	0.720	0.52
SLD0420S330MTT	33±20%	1V/100K	1.010	0.43
SLD0420S470MTT	47±20%	1V/100K	1.780	0.34
SLD0420S680MTT	68±20%	1V/100K	2.770	0.25
SLD0420S101MTT	100±20%	1V/100K	3.440	0.19

◆ Specification

Part Number	Inductance (μ H)	Test Frequency (Hz)	DCR (Ω) max.	IDC (A) max.
SLD0530 Series				
SLD0530S1R1MTT	1.1 \pm 20%	1V/100K	0.020	3.87
SLD0530S2R0MTT	2.0 \pm 20%	1V/100K	0.027	2.92
SLD0530S3R3MTT	3.3 \pm 20%	1V/100K	0.034	2.36
SLD0530S4R7MTT	4.7 \pm 20%	1V/100K	0.045	1.87
SLD0530S6R8MTT	6.8 \pm 20%	1V/100K	0.068	1.51
SLD0530S100MTT	10 \pm 20%	1V/100K	0.090	1.33
SLD0530S150MTT	15 \pm 20%	1V/100K	0.142	1.05
SLD0530S220MTT	22 \pm 20%	1V/100K	0.208	0.86
SLD0530S330MTT	33 \pm 20%	1V/100K	0.257	0.72
SLD0530S470MTT	47 \pm 20%	1V/100K	0.352	0.62
SLD0530S680MTT	68 \pm 20%	1V/100K	0.525	0.51
SLD0530S101MTT	100 \pm 20%	1V/100K	0.801	0.43

◆ Specification

Part Number	Inductance (μ H)	Test Frequency (Hz)	DCR (Ω) max.	IDC (A) max.
SLD0620 Series				
SLD0620S1R0MTT	1.0 \pm 20%	1V/100K	0.016	3.50
SLD0620S1R5MTT	1.5 \pm 20%	1V/100K	0.021	2.94
SLD0620S2R0MTT	2.0 \pm 20%	1V/100K	0.028	2.47
SLD0620S3R3MTT	3.3 \pm 20%	1V/100K	0.047	1.99
SLD0620S4R7MTT	4.7 \pm 20%	1V/100K	0.065	1.59
SLD0620S6R2MTT	6.2 \pm 20%	1V/100K	0.074	1.49
SLD0620S8R2MTT	8.2 \pm 20%	1V/100K	0.102	1.25
SLD0620S100MTT	10 \pm 20%	1V/100K	0.118	1.22
SLD0620S120MTT	12 \pm 20%	1V/100K	0.153	0.99
SLD0620S150MTT	15 \pm 20%	1V/100K	0.197	0.94
SLD0620S180MTT	18 \pm 20%	1V/100K	0.207	0.83
SLD0620S220MTT	22 \pm 20%	1V/100K	0.253	0.80
SLD0620S270MTT	27 \pm 20%	1V/100K	0.33	0.65
SLD0620S330MTT	33 \pm 20%	1V/100K	0.368	0.63
SLD0620S390MTT	39 \pm 20%	1V/100K	0.473	0.55
SLD0620S470MTT	47 \pm 20%	1V/100K	0.542	0.50

◆ Specification

Part Number	Inductance (μ H)	Test Frequency (Hz)	DCR (Ω) max.	IDC (A) max.
SLD0625 Series				
SLD0625S1R0MTT	1.0 \pm 20%	1V/100K	0.014	3.48
SLD0625S1R5MTT	1.5 \pm 20%	1V/100K	0.018	2.83
SLD0625S2R0MTT	2.0 \pm 20%	1V/100K	0.020	2.44
SLD0625S3R3MTT	3.3 \pm 20%	1V/100K	0.030	1.89
SLD0625S4R3MTT	4.3 \pm 20%	1V/100K	0.039	1.65
SLD0625S6R2MTT	6.2 \pm 20%	1V/100K	0.054	1.37
SLD0625S100MTT	10 \pm 20%	1V/100K	0.080	1.07
SLD0625S120MTT	12 \pm 20%	1V/100K	0.094	0.97
SLD0625S150MTT	15 \pm 20%	1V/100K	0.109	0.87
SLD0625S180MTT	18 \pm 20%	1V/100K	0.138	0.79
SLD0625S220MTT	22 \pm 20%	1V/100K	0.163	0.71
SLD0625S270MTT	27 \pm 20%	1V/100K	0.212	0.64
SLD0625S330MTT	33 \pm 20%	1V/100K	0.244	0.58
SLD0625S390MTT	39 \pm 20%	1V/100K	0.306	0.53
SLD0625S470MTT	47 \pm 20%	1V/100K	0.363	0.48
SLD0625S560MTT	56 \pm 20%	1V/100K	0.431	0.44
SLD0625S680MTT	68 \pm 20%	1V/100K	0.500	0.40
SLD0625S820MTT	82 \pm 20%	1V/100K	0.580	0.36
SLD0625S101MTT	100 \pm 20%	1V/100K	0.820	0.33

◆ Specification

Part Number	Inductance (μ H)	Test Frequency (Hz)	DCR (Ω) max.	IDC (A) max.
SLD0630 Series				
SLD0630S1R0MTT	1.0 \pm 20%	1V/100K	0.014	3.59
SLD0630S1R5MTT	1.5 \pm 20%	1V/100K	0.016	2.93
SLD0630S2R2MTT	2.2 \pm 20%	1V/100K	0.020	2.42
SLD0630S3R6MTT	3.6 \pm 20%	1V/100K	0.026	1.89
SLD0630S4R7MTT	4.7 \pm 20%	1V/100K	0.034	1.66
SLD0630S6R2MTT	6.2 \pm 20%	1V/100K	0.040	1.45
SLD0630S100MTT	10 \pm 20%	1V/100K	0.061	1.14
SLD0630S120MTT	12 \pm 20%	1V/100K	0.065	1.04
SLD0630S150MTT	15 \pm 20%	1V/100K	0.078	0.93
SLD0630S180MTT	18 \pm 20%	1V/100K	0.093	0.85
SLD0630S220MTT	22 \pm 20%	1V/100K	0.119	0.77
SLD0630S270MTT	27 \pm 20%	1V/100K	0.150	0.70
SLD0630S330MTT	33 \pm 20%	1V/100K	0.175	0.63
SLD0630S390MTT	39 \pm 20%	1V/100K	0.188	0.58
SLD0630S470MTT	47 \pm 20%	1V/100K	0.231	0.53
SLD0630S560MTT	56 \pm 20%	1V/100K	0.275	0.48
SLD0630S680MTT	68 \pm 20%	1V/100K	0.338	0.44
SLD0630S820MTT	82 \pm 20%	1V/100K	0.413	0.40
SLD0630S101MTT	100 \pm 20%	1V/100K	0.519	0.36
SLD0630S151MTT	150 \pm 20%	1V/100K	0.769	0.31

◆ Specification

Part Number	Inductance (μ H)	Test Frequency (Hz)	DCR (Ω) max.	IDC (A) max.
SLD0635 Series				
SLD0635S2R0MTT	2.0 \pm 20%	1V/100K	0.020	2.997
SLD0635S2R7MTT	2.7 \pm 20%	1V/100K	0.023	2.691
SLD0635S3R3MTT	3.3 \pm 20%	1V/100K	0.027	2.573
SLD0635S4R7MTT	4.7 \pm 20%	1V/100K	0.033	2.084
SLD0635S6R2MTT	6.2 \pm 20%	1V/100K	0.036	1.835
SLD0635S8R2MTT	8.2 \pm 20%	1V/100K	0.045	1.542
SLD0635S100MTT	10 \pm 20%	1V/100K	0.052	1.491
SLD0635S120MTT	12 \pm 20%	1V/100K	0.065	1.282
SLD0635S150MTT	15 \pm 20%	1V/100K	0.080	1.103
SLD0635S180MTT	18 \pm 20%	1V/100K	0.085	1.046
SLD0635S220MTT	22 \pm 20%	1V/100K	0.111	0.968
SLD0635S270MTT	27 \pm 20%	1V/100K	0.146	0.821
SLD0635S330MTT	33 \pm 20%	1V/100K	0.169	0.755
SLD0635S390MTT	39 \pm 20%	1V/100K	0.199	0.700
SLD0635S470MTT	47 \pm 20%	1V/100K	0.218	0.677
SLD0635S560MTT	56 \pm 20%	1V/100K	0.268	0.602
SLD0635S680MTT	68 \pm 20%	1V/100K	0.333	0.556
SLD0635S820MTT	82 \pm 20%	1V/100K	0.436	0.468
SLD0635S101MTT	100 \pm 20%	1V/100K	0.496	0.449
SLD0635S151MTT	150 \pm 20%	1V/100K	0.691	0.367

◆ Specification

Part Number	Inductance (μ H)	Test Frequency (Hz)	DCR (m Ω) max.	IDC (A) max.
SLD10D30 Series				
SLD10D30SR80YTT	0.8 \pm 30%	0.1V/100K	5.7	11.20
SLD10D30S1R5MTT	1.5 \pm 20%	0.1V/100K	11	8.00
SLD10D30S2R2MTT	2.2 \pm 20%	0.1V/100K	16.9	6.70
SLD10D30S3R3MTT	3.3 \pm 20%	0.1V/100K	21	5.56
SLD10D30S4R7MTT	4.7 \pm 20%	0.1V/100K	30	4.65
SLD10D30S6R8MTT	6.8 \pm 20%	0.1V/100K	35	3.84
SLD10D30S8R2MTT	8.2 \pm 20%	0.1V/100K	50	3.54
SLD10D30S100MTT	10 \pm 20%	0.1V/100K	59	3.18
SLD10D30S150MTT	15 \pm 20%	0.1V/100K	91	2.60
SLD10D30S220MTT	22 \pm 20%	0.1V/100K	143	2.16
SLD10D30S330MTT	33 \pm 20%	0.1V/100K	202	1.74
SLD10D30S470MTT	47 \pm 20%	0.1V/100K	299	1.43
SLD10D30S560MTT	56 \pm 20%	0.1V/100K	325	1.36
SLD10D30S680MTT	68 \pm 20%	0.1V/100K	429	1.22
SLD10D30S820MTT	82 \pm 20%	0.1V/100K	494	1.14
SLD10D30S101MTT	100 \pm 20%	0.1V/100K	683	1.02
SLD10D30S121MTT	120 \pm 20%	0.1V/100K	754	0.89
SLD10D30S151MTT	150 \pm 20%	0.1V/100K	871	0.84

◆ Specification

Part Number	Inductance (μ H)	Test Frequency (Hz)	DCR (m Ω) max.	IDC (A) max.
SLD10D40 Series				
SLD10D40S1R5MTT	1.50 \pm 20%	0.1V/100K	8.1	10.00
SLD10D40S2R5MTT	2.50 \pm 20%	0.1V/100K	10.5	7.50
SLD10D40S3R8MTT	3.80 \pm 20%	0.1V/100K	13	6.00
SLD10D40S5R2MTT	5.20 \pm 20%	0.1V/100K	22	5.50
SLD10D40S7R0MTT	7.00 \pm 20%	0.1V/100K	27	4.80
SLD10D40S100MTT	10.0 \pm 20%	0.1V/100K	35	4.40
SLD10D40S150MTT	15.0 \pm 20%	0.1V/100K	50	3.60
SLD10D40S220MTT	22.0 \pm 20%	0.1V/100K	73	2.90
SLD10D40S330MTT	33.0 \pm 20%	0.1V/100K	93	2.30
SLD10D40S470MTT	47.0 \pm 20%	0.1V/100K	128	2.10
SLD10D40S680MTT	68.0 \pm 20%	0.1V/100K	213	1.50
SLD10D40S101MTT	100.0 \pm 20%	0.1V/100K	304	1.35
SLD10D40S151MTT	150.0 \pm 20%	0.1V/100K	506	1.15
SLD10D40S221MTT	220.0 \pm 20%	0.1V/100K	756	0.92
SLD10D40S331MTT	330.0 \pm 20%	0.1V/100K	1090	0.70

◆ Specification

Part Number	Inductance (μ H)	Test Frequency (Hz)	DCR (m Ω) max.	IDC (A) max.
SLD10D50 Series				
SLD10D50SR80YTT	0.8 \pm 30%	0.1V/100K	4.3	9.50
SLD10D50S1R5MTT	1.5 \pm 20%	0.1V/100K	5.8	8.30
SLD10D50S2R2MTT	2.2 \pm 20%	0.1V/100K	7.2	7.50
SLD10D50S3R3MTT	3.3 \pm 20%	0.1V/100K	10.4	6.50
SLD10D50S4R7MTT	4.7 \pm 20%	0.1V/100K	12.3	6.10
SLD10D50S6R8MTT	6.8 \pm 20%	0.1V/100K	18	5.40
SLD10D50S8R2MTT	8.2 \pm 20%	0.1V/100K	20	5.00
SLD10D50S100MTT	10 \pm 20%	0.1V/100K	26	4.50
SLD10D50S120MTT	12 \pm 20%	0.1V/100K	33	3.80
SLD10D50S150MTT	15 \pm 20%	0.1V/100K	41	3.40
SLD10D50S180MTT	18 \pm 20%	0.1V/100K	46	3.10
SLD10D50S220MTT	22 \pm 20%	0.1V/100K	61	2.90
SLD10D50S270MTT	27 \pm 20%	0.1V/100K	69	2.60
SLD10D50S330MTT	33 \pm 20%	0.1V/100K	84	2.50
SLD10D50S390MTT	39 \pm 20%	0.1V/100K	106	2.25
SLD10D50S470MTT	47 \pm 20%	0.1V/100K	130	2.00
SLD10D50S560MTT	56 \pm 20%	0.1V/100K	149	1.90
SLD10D50S680MTT	68 \pm 20%	0.1V/100K	201	1.60
SLD10D50S820MTT	82 \pm 20%	0.1V/100K	227	1.45
SLD10D50S101MTT	100 \pm 20%	0.1V/100K	253	1.35
SLD10D50S121MTT	120 \pm 20%	0.1V/100K	303	1.18
SLD10D50S151MTT	150 \pm 20%	0.1V/100K	370	1.10
SLD10D50S181MTT	180 \pm 20%	0.1V/100K	419	1.00
SLD10D50S221MTT	220 \pm 20%	0.1V/100K	500	0.94
SLD10D50S271MTT	270 \pm 20%	0.1V/100K	672	0.80
SLD10D50S331MTT	330 \pm 20%	0.1V/100K	812	0.73
SLD10D50S391MTT	390 \pm 20%	0.1V/100K	953	0.70
SLD10D50S471MTT	470 \pm 20%	0.1V/100K	1289	0.54
SLD10D50S561MTT	560 \pm 20%	0.1V/100K	1430	0.52
SLD10D50S681MTT	680 \pm 20%	0.1V/100K	1599	0.51
SLD10D50S821MTT	820 \pm 20%	0.1V/100K	1768	0.48
SLD10D50S102MTT	1000 \pm 20%	0.1V/100K	1989	0.42

◆ Note

1. Inductance measured by LCR Meter HP 4284A or equivalent.
2. DCR measured by Milliohm meter HP 4338B or equivalent.
3. Rated current is measured by LCR-meter 3260B (WK) & DC Bias 3265B(WK).
4. Maximum allowable DC current is that which causes a 25% inductance reduction from the initial value, or coil temperature to rise by 40°C, whichever is smaller. (Reference ambient temperature 25°C).

单击下面可查看定价，库存，交付和生命周期等信息

[>>Sunltech\(韩国顺磁\)](#)