

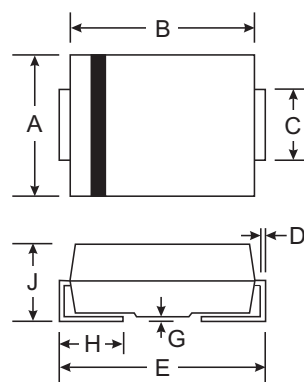

VOLTAGE RANGE: 3.3 - 200V
POWER: 5.0Watts

Features

- Complete Voltage Range 3.3 to 200 Volts
- High peak reverse power dissipation
- High reliability
- Low leakage current

Mechanical Data

- Case: SMC ,DO-214AB
- Case Material: Molded Plastic. UL Flammability Classification Rating 94V-0
- Terminals: Lead Free Plating (Matte Tin Finish). Solderable per MIL-STD-202, Method 208
- Weight: 0.21 grams (approximate)



SMC/DO-214AB		
Dim	Min	Max
A	5.59	6.22
B	6.60	7.11
C	2.75	3.18
D	0.15	0.31
E	7.75	8.13
G	0.10	0.20
H	0.76	1.52
J	2.00	2.62
All Dimensions in mm		

Maximum Ratings @ T_A = 25°C unless otherwise specified

Rating	Symbol	Value	Unit
Power Dissipation at T _L = 25 °C	P _D	5	W
Maximum Forward Voltage at I _F = 1.0 A	V _F	1.2	V
Thermal Resistance, Junction to Ambient (Note 1)	R _{θJA}	90	°C/W
Thermal Resistance, Junction to Lead (Note 1)	R _{θJL}	25	°C/W
Operating and Storage Temperature Range	T _J , T _{STG}	- 65 to + 150	°C

Note :

- (1) When mounted on FR4 PC board (1 oz Cu) with recommended footprint.



ELECTRICAL CHARACTERISTICS (Rating at 25 °C ambient temperature unless otherwise specified)

TYPE	Regulator Voltage		Maximum Zener Impedance			Maximum Reverse Leakage Current		Maximum Zener Current	Maximum Surge Current	Maximum Voltage Regulator
	$V_Z @ I_{ZT}$ (V)	I_{ZT} (mA)	$Z_{ZT} @ I_{ZT}$ (Ω)	$Z_{ZK} @ I_{ZK}$ (Ω)	I_{ZK} (mA)	$I_R @ V_R$ (μA)	V_R (V)	I_{ZM} (mA)	I_{ZSM} (A)	ΔV_Z
1SMC5333B	3.3	380	3.0	400	1.0	300	1.0	1440	20.0	0.85
1SMC5334B	3.6	350	2.5	500	1.0	150	1.0	1320	18.7	0.80
1SMC5335B	3.9	320	2.0	500	1.0	50	1.0	1220	17.6	0.54
1SMC5336B	4.3	290	2.0	500	1.0	10	1.0	1100	16.4	0.49
1SMC5337B	4.7	260	2.0	450	1.0	5.0	1.0	1010	15.3	0.44
1SMC5338B	5.1	240	1.5	400	1.0	1.0	1.0	930	14.4	0.39
1SMC5339B	5.6	220	1.0	400	1.0	1.0	2.0	856	13.4	0.25
1SMC5340B	6.0	200	1.0	300	1.0	1.0	3.0	790	12.7	0.19
1SMC5341B	6.2	200	1.0	200	1.0	1.0	3.0	765	12.4	0.10
1SMC5342B	6.8	175	1.0	200	1.0	10	5.2	700	11.5	0.15
1SMC5343B	7.5	175	1.5	200	1.0	10	5.7	630	10.7	0.15
1SMC5344B	8.2	150	1.5	200	1.0	10	6.2	580	10.0	0.20
1SMC5345B	8.7	150	2.0	200	1.0	10	6.6	545	9.5	0.20
1SMC5346B	9.1	150	2.0	150	1.0	7.5	6.9	520	9.2	0.22
1SMC5347B	10	125	2.0	125	1.0	5.0	7.6	475	8.6	0.22
1SMC5348B	11	125	2.5	125	1.0	5.0	8.4	430	8.0	0.25
1SMC5349B	12	100	2.5	125	1.0	2.0	9.1	395	7.5	0.25
1SMC5350B	13	100	2.5	100	1.0	1.0	9.9	365	7.0	0.25
1SMC5351B	14	100	2.5	75	1.0	1.0	10.6	340	6.7	0.25
1SMC5352B	15	75	2.5	75	1.0	1.0	11.5	315	6.3	0.25
1SMC5353B	16	75	2.5	75	1.0	1.0	12.2	295	6.0	0.30
1SMC5354B	17	70	2.5	75	1.0	0.5	12.9	280	5.8	0.35
1SMC5355B	18	65	2.5	75	1.0	0.5	13.7	265	5.5	0.40
1SMC5356B	19	65	3.0	75	1.0	0.5	14.4	250	5.3	0.40
1SMC5357B	20	65	3.0	75	1.0	0.5	15.2	237	5.1	0.40
1SMC5358B	22	50	3.5	75	1.0	0.5	16.7	216	4.7	0.45
1SMC5359B	24	50	3.5	100	1.0	0.5	18.2	198	4.4	0.55
1SMC5360B	25	50	4.0	110	1.0	0.5	19.0	190	4.3	0.55
1SMC5361B	27	50	5.0	120	1.0	0.5	20.6	176	4.1	0.60
1SMC5362B	28	50	6.0	130	1.0	0.5	21.2	170	3.9	0.60
1SMC5363B	30	40	8.0	140	1.0	0.5	22.8	158	3.7	0.60
1SMC5364B	33	40	10	150	1.0	0.5	25.1	144	3.5	0.60
1SMC5365B	36	30	11	160	1.0	0.5	27.4	132	3.3	0.65
1SMC5366B	39	30	14	170	1.0	0.5	29.7	122	3.1	0.65
1SMC5367B	43	30	20	190	1.0	0.5	32.7	110	2.8	0.70
1SMC5368B	47	25	25	210	1.0	0.5	35.8	100	2.7	0.80
1SMC5369B	51	25	27	230	1.0	0.5	38.8	93.0	2.5	0.90
1SMC5370B	56	20	35	280	1.0	0.5	42.6	86.0	2.3	1.00
1SMC5371B	60	20	40	350	1.0	0.5	45.5	79.0	2.2	1.20
1SMC5372B	62	20	42	400	1.0	0.5	47.1	76.0	2.1	1.35
1SMC5373B	68	20	44	500	1.0	0.5	51.7	70.0	2.0	1.50
1SMC5374B	75	20	45	620	1.0	0.5	56.0	63.0	1.9	1.60
1SMC5375B	82	15	65	720	1.0	0.5	62.2	58.0	1.8	1.80
1SMC5376B	87	15	75	760	1.0	0.5	66.0	54.5	1.7	2.00
1SMC5377B	91	15	75	760	1.0	0.5	69.2	52.5	1.6	2.20
1SMC5378B	100	12	90	800	1.0	0.5	76.0	47.5	1.5	2.30
1SMC5379B	110	12	125	1000	1.0	0.5	83.6	43.0	1.4	2.50
1SMC5380B	120	10	170	1150	1.0	0.5	91.2	39.5	1.3	2.50
1SMC5381B	130	10	190	1250	1.0	0.5	98.8	36.6	1.2	2.50
1SMC5382B	140	8.0	230	1500	1.0	0.5	106	34.0	1.2	2.50
1SMC5383B	150	8.0	330	1500	1.0	0.5	114	31.6	1.1	3.00
1SMC5384B	160	8.0	350	1650	1.0	0.5	122	29.4	1.1	3.00
1SMC5385B	170	8.0	380	1750	1.0	0.5	129	28.0	1.0	3.00
1SMC5386B	180	5.0	430	1750	1.0	0.5	137	26.4	1.0	4.00
1SMC5387B	190	5.0	450	1850	1.0	0.5	144	25.0	0.9	5.00
1SMC5388B	200	5.0	480	1850	1.0	0.5	152	23.6	0.9	5.00

RATING AND CHARACTERISTIC CURVES (1SMC5333B - 1SMC5388B)

Fig. 1 POWER DERATING CURVE

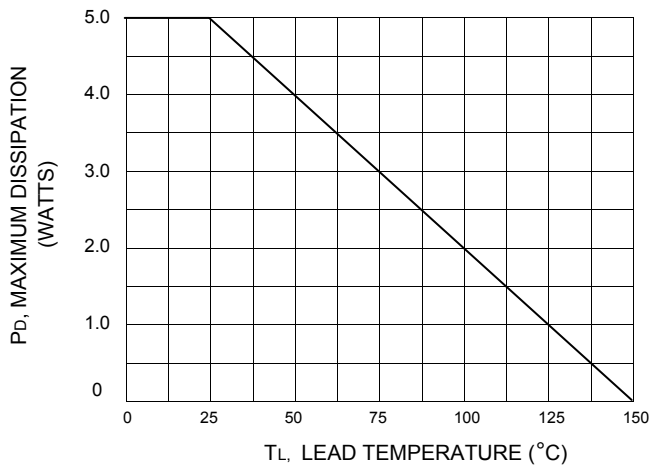
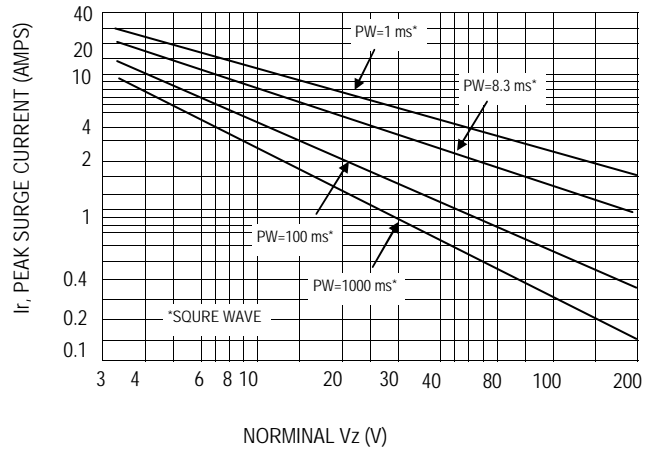


Fig.2 Maximum Non-Repetitive Surg Current versus Nominal Zener Voltage



单击下面可查看定价，库存，交付和生命周期等信息

[>>SUNMATE\(森美特\)](#)