


VOLTAGE RANGE: 20 - 100V
CURRENT: 3.0 A

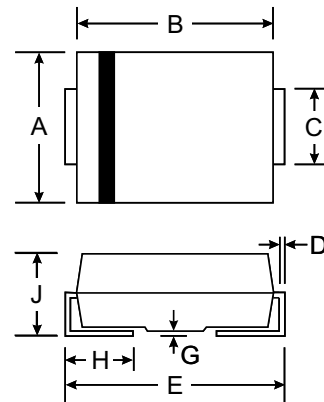


Features

- For Surface Mounted Applications
- High Temperature Metallurgically Bonded Contacts
- Plastic Material - UL Flammability Classification 94V-0
- High Reliability
- High Current Capability and Low VF
- Submersible Temperature of 265°C for 10 Seconds in Solder Bath

Mechanical Data

- Case: SMB/DO-214AA, Molded Plastic
- Terminals: Solder Plated, Solderable per MIL-STD-750, Method 2026
- Polarity: Cathode Band or Cathode Notch
- Marking: Type Number
- Weight: 0.093 grams (approx.)



SMB(DO-214AA)		
Dim	Min	Max
A	3.30	3.94
B	4.06	4.70
C	1.91	2.21
D	0.15	0.31
E	5.00	5.59
G	0.10	0.20
H	0.76	1.52
J	2.00	2.62
All Dimensions in mm		

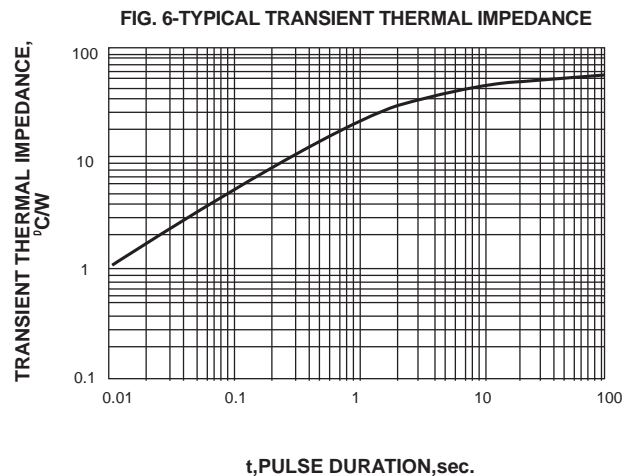
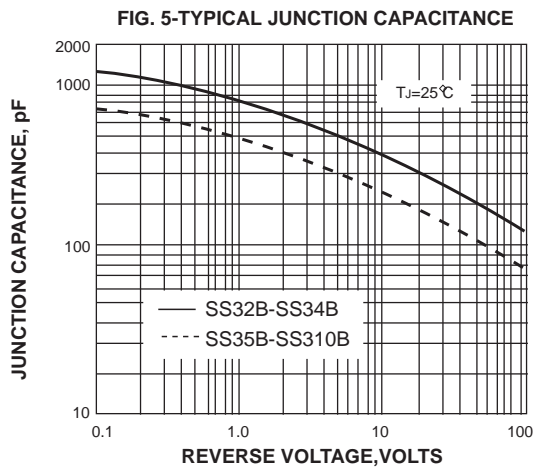
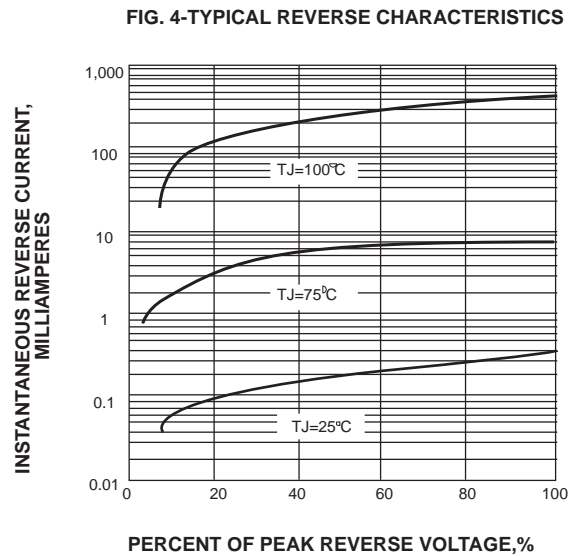
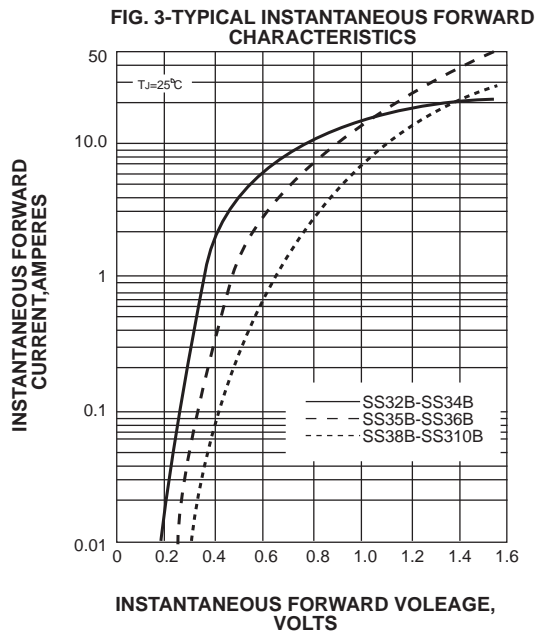
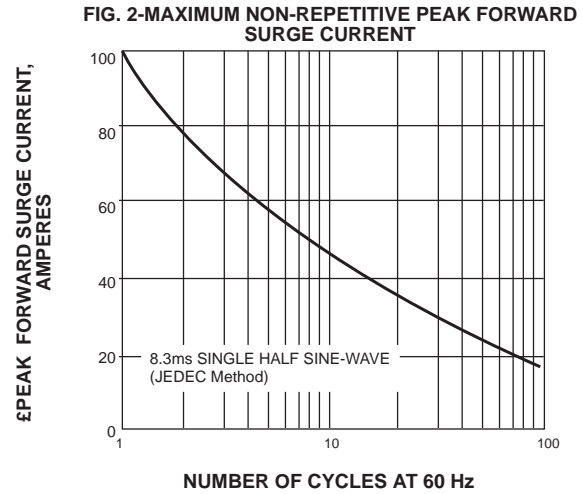
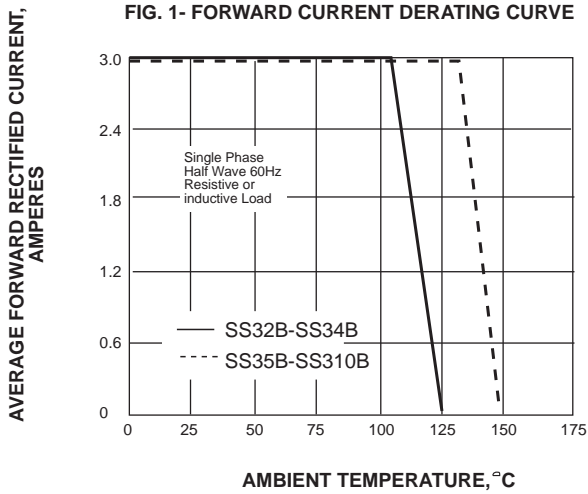
Maximum Ratings and Electrical Characteristics T_A = 25°C unless otherwise specified

Single phase, half wave, 60Hz, resistive or inductive load. For capacitive load, derate current by 20%.

Characteristic	Symbol	SS32B	SS33B	SS34B	SS35B	SS36B	SS38B	SS310B	Unit
Maximum repetitive peak reverse voltage	V _{RRM}	20	30	40	50	60	80	100	V
Maximum RMS voltage	V _{RMS}	14	21	28	35	42	56	70	V
Maximum DC blocking voltage	V _{DC}	20	30	40	50	60	80	100	V
Maximum average forward rectified current at T _L (see fig.1)	I _(AV)	3.0							A
Peak forward surge current 8.3ms single half sine-wave superimposed on rated load (JEDEC Method)	I _{FSM}	100.0							A
Maximum instantaneous forward voltage at 3.0A	V _F	0.55		0.70		0.85		V	
Maximum DC reverse current at rated DC blocking voltage <small>T_A=25°C</small> <small>T_A=100°C</small>	I _R	0.5							mA
		20		10					
Typical junction capacitance (NOTE 1)	C _J	500		300		pF			
Typical thermal resistance (NOTE 2)	R _{θJA}	55.0							°C/W
Operating junction temperature range	T _J	-65 to +125			-65 to +150			°C	
Storage temperature range	T _{STG}	-65 to +150							°C

Note: 1. Measured at 1MHz and applied reverse voltage of 4.0V D.C.
 2. P.C.B. mounted with 0.2x0.2" (5.0x5.0mm) copper pad areas

RATINGS AND CHARACTERISTIC CURVES SS32B THRU SS310B



单击下面可查看定价，库存，交付和生命周期等信息

[>>SUNMATE\(森美特\)](#)