

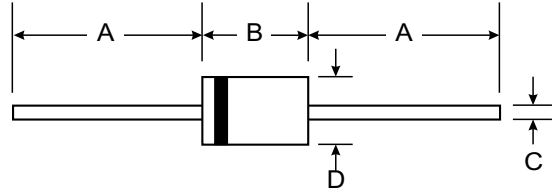

**VOLTAGE RANGE: 5.1 - 200V**  
**POWER: 5.0Watts**

### Features

- Complete Voltage Range 5.1 to 200 Volts
- High peak reverse power dissipation
- High reliability
- Low leakage current

### Mechanical Data

- Case: DO-201AD, Molded Plastic
- Terminals: Plated Leads Solderable per MIL-STD-202, Method 208
- Polarity: Cathode Band
- Weight: 1.2 grams (approx.)
- Mounting Position: Any
- Marking: Type Number



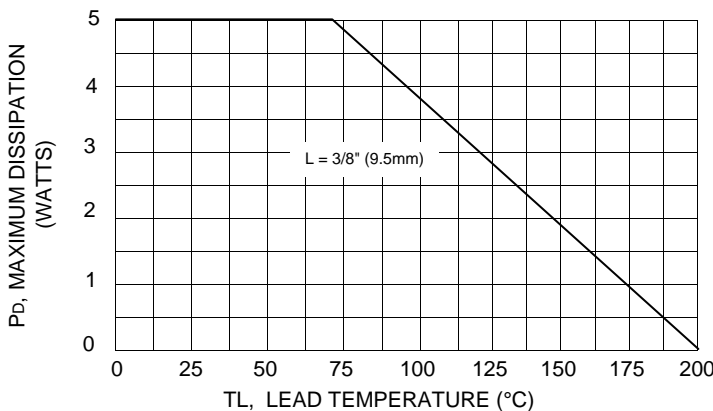
DO-201AD		
Dim	Min	Max
A	25.40	—
B	7.20	9.50
C	1.20	1.30
D	4.80	5.30
All Dimensions in mm		

### Maximum Ratings and Electrical Characteristics @ T<sub>A</sub> = 25°C unless otherwise specified

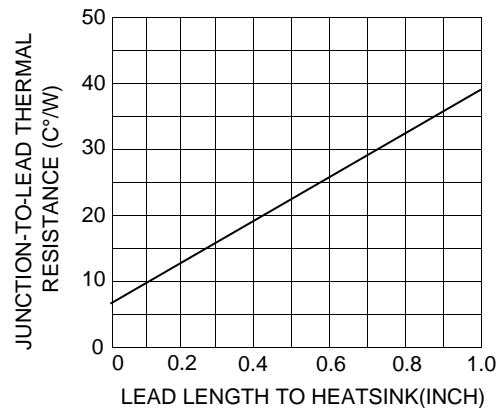
Rating	Symbol	Value	Unit
DC Power Dissipation at T <sub>L</sub> = 75°C	P <sub>D</sub>	5.0	W
Maximum Forward Voltage at I <sub>F</sub> = 1 A	V <sub>F</sub>	1.2	
Maximum Thermal Resistance Junction to Ambient Air	R <sub>θJA</sub>	45	K / W
Junction Temperature Range	T <sub>J</sub>	- 65 to + 200	°C
Storage Temperature Range	T <sub>s</sub>	- 65 to + 200	°C

**Note :** (1) T<sub>L</sub> = Lead temperature at 3/8 " (9.5mm) from body

**Fig. 1 POWER TEMPERATURE DERATING CURVE**



**Fig. 2 TYPICAL THERMAL RESISTANCE**



TYPE	Nominal Zener Voltage		Maximum Zener Impedance			Maximum Reverse Leakage Current		Maximum DC Zener Current
	Vz @ IzT	IzT	ZzT @ IzT	Zzk @ Izk	Izk	IR @ VR		IzM
	(V)	(mA)	(Ω)	(Ω)	(mA)	(μA)	(V)	(mA)
1N5338BL	5.1	240	1.5	400	1.0	1.0	1.0	930
1N5339BL	5.6	220	1.0	400	1.0	1.0	2.0	856
1N5340BL	6.0	200	1.0	300	1.0	1.0	3.0	790
1N5341BL	6.2	200	1.0	200	1.0	1.0	3.0	765
1N5342BL	6.8	175	1.0	200	1.0	10	5.2	700
1N5343BL	7.5	175	1.5	200	1.0	10	5.7	630
1N5344BL	8.2	150	1.5	200	1.0	10	6.2	580
1N5345BL	8.7	150	2.0	200	1.0	10	6.6	545
1N5346BL	9.1	150	2.0	150	1.0	7.5	6.9	520
1N5347BL	10	125	2.0	125	1.0	5.0	7.6	475
1N5348BL	11	125	2.5	125	1.0	5.0	8.4	430
1N5349BL	12	100	2.5	125	1.0	2.0	9.1	395
1N5350BL	13	100	2.5	100	1.0	1.0	9.9	365
1N5351BL	14	100	2.5	75	1.0	1.0	10.6	340
1N5352BL	15	75	2.5	75	1.0	1.0	11.5	315
1N5353BL	16	75	2.5	75	1.0	1.0	12.2	295
1N5354BL	17	70	2.5	75	1.0	0.5	12.9	280
1N5355BL	18	65	2.5	75	1.0	0.5	13.7	265
1N5356BL	19	65	3.0	75	1.0	0.5	14.4	250
1N5357BL	20	65	3.0	75	1.0	0.5	15.2	237
1N5358BL	22	50	3.5	75	1.0	0.5	16.7	216
1N5359BL	24	50	3.5	100	1.0	0.5	18.2	198
1N5360BL	25	50	4.0	110	1.0	0.5	19.0	190
1N5361BL	27	50	5.0	120	1.0	0.5	20.6	176
1N5362BL	28	50	6.0	130	1.0	0.5	21.2	170
1N5363BL	30	40	8.0	140	1.0	0.5	22.8	158
1N5364BL	33	40	10	150	1.0	0.5	25.1	144
1N5365BL	36	30	11	160	1.0	0.5	27.4	132
1N5366BL	39	30	14	170	1.0	0.5	29.7	122
1N5367BL	43	30	20	190	1.0	0.5	32.7	110
1N5368BL	47	25	25	210	1.0	0.5	35.8	100
1N5369BL	51	25	27	230	1.0	0.5	38.8	93.0
1N5370BL	56	20	35	280	1.0	0.5	42.6	86.0
1N5371BL	60	20	40	350	1.0	0.5	45.5	79.0
1N5372BL	62	20	42	400	1.0	0.5	47.1	76.0
1N5373BL	68	20	44	500	1.0	0.5	51.7	70.0
1N5374BL	75	20	45	620	1.0	0.5	56.0	63.0
1N5375BL	82	15	65	720	1.0	0.5	62.2	58.0
1N5376BL	87	15	75	760	1.0	0.5	66.0	54.5
1N5377BL	91	15	75	760	1.0	0.5	69.2	52.5
1N5378BL	100	12	90	800	1.0	0.5	76.0	47.5
1N5379BL	110	12	125	1000	1.0	0.5	83.6	43.0
1N5380BL	120	10	170	1150	1.0	0.5	91.2	39.5
1N5381BL	130	10	190	1250	1.0	0.5	98.8	36.6
1N5382BL	140	8.0	230	1500	1.0	0.5	106	34.0
1N5383BL	150	8.0	330	1500	1.0	0.5	114	31.6
1N5384BL	160	8.0	350	1650	1.0	0.5	122	29.4
1N5385BL	170	8.0	380	1750	1.0	0.5	129	28.0
1N5386BL	180	5.0	430	1750	1.0	0.5	137	26.4
1N5387BL	190	5.0	450	1850	1.0	0.5	144	25.0
1N5388BL	200	5.0	480	1850	1.0	0.5	152	23.6

单击下面可查看定价，库存，交付和生命周期等信息

[>>SUNMATE\(森美特\)](#)