

VOLTAGE RANGE: 50 - 1000V

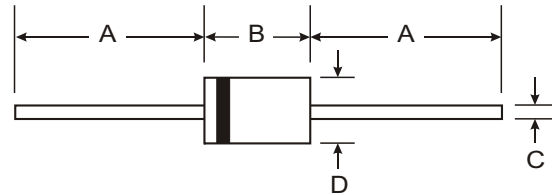

CURRENT: 3.0 A

Features

- Diffused Junction
- Low Forward Voltage Drop
- High Current Capability
- High Reliability
- High Surge Current Capability

Mechanical Data

- Case: DO-201AD, Molded Plastic
- Terminals: Plated Leads Solderable per MIL-STD-202, Method 208
- Polarity: Cathode Band
- Weight: 1.2 grams (approx.)
- Mounting Position: Any
- Marking: Type Number



DO-201AD		
Dim	Min	Max
A	25.40	—
B	8.50	9.53
C	0.96	1.06
D	4.80	5.21
All Dimensions in mm		

Maximum Ratings and Electrical Characteristics T_A = 25°C unless otherwise specified

Single phase, half wave, 60Hz, resistive or inductive load. For capacitive load, derate current by 20%.

RATING	SYMBOL	HER 301	HER 302	HER 303	HER 304	HER 305	HER 306	HER 307	HER 308	UNIT
Maximum Recurrent Peak Reverse Voltage	V _{RRM}	50	100	200	300	400	600	800	1000	V
Maximum RMS Voltage	V _{RMS}	35	70	140	210	280	420	560	700	V
Maximum DC Blocking Voltage	V _{DC}	50	100	200	300	400	600	800	1000	V
Maximum Average Forward Current 0.375"(9.5mm) Lead Length T _a = 55 °C	I _{F(AV)}	3.0								A
Maximum Peak Forward Surge Current, 8.3ms Single half sine wave superimposed on rated load (JEDEC Method)	I _{FSM}	150								A
Maximum Forward Voltage at I _F = 3.0 A	V _F	1.1				1.7				V
Maximum DC Reverse Current T _a = 25 °C at Rated DC Blocking Voltage T _a = 100 °C	I _R	10								μA
	I _{R(H)}	50								μA
Maximum Reverse Recovery Time (Note 1)	T _{rr}	50				75				ns
Typical Junction Capacitance (Note 2)	C _J	50								pf
Junction Temperature Range	T _J	- 65 to + 150								°C
Storage Temperature Range	T _{STG}	- 65 to + 150								°C

Notes :

(1) Reverse Recovery Test Conditions : I_F = 0.5 A, I_R = 1.0 A, I_{rr} = 0.25 A.

(2) Measured at 1.0 MHz and applied reverse voltage of 4.0 V_{dc}

RATING AND CHARACTERISTIC CURVES (HER301 - HER308)

FIG.1 - REVERSE RECOVERY TIME CHARACTERISTIC AND TEST CIRCUIT DIAGRAM

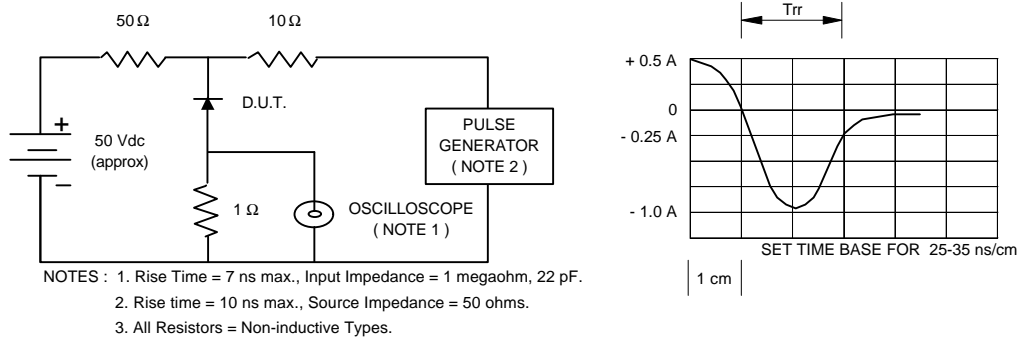


FIG.2 - DERATING CURVE FOR OUTPUT RECTIFIED CURRENT

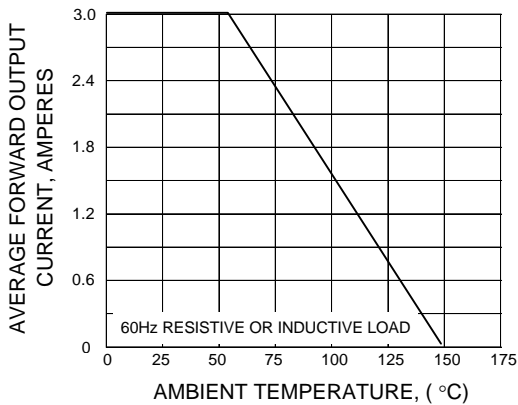


FIG.3 - MAXIMUM NON-REPETITIVE PEAK FORWARD SURGE CURRENT

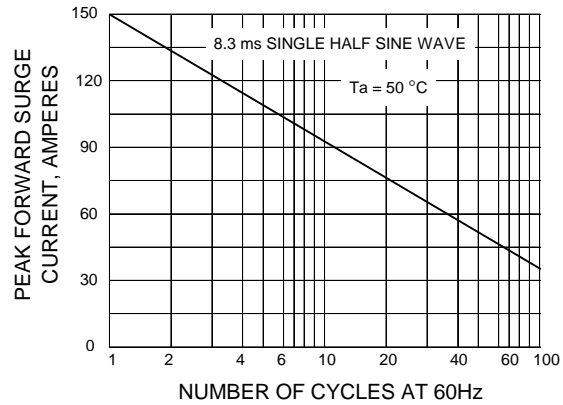


FIG.4 - TYPICAL FORWARD CHARACTERISTICS

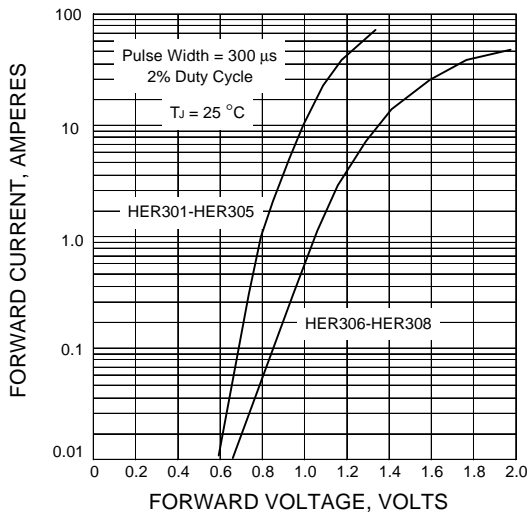
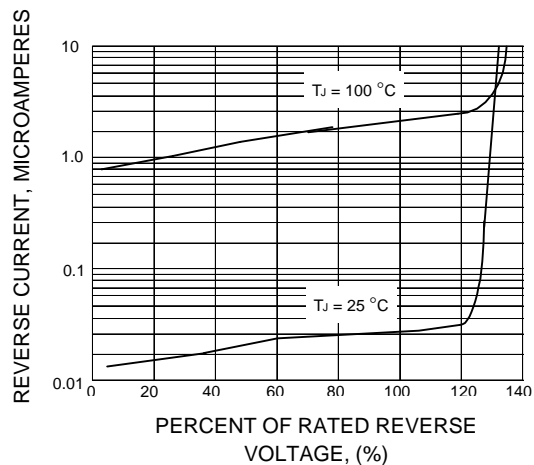


FIG.5 - TYPICAL REVERSE CHARACTERISTICS



单击下面可查看定价，库存，交付和生命周期等信息

[>>SUNMATE\(森美特\)](#)