



SK3520

GPS+GLONASS+Compass, RF SAW Filter
Revision 0: December 2016

MSL 3 Device



- Electrical Characteristics
 - Package Dimensions
 - Testing Environment
 - Frequency Characteristics
-

□ Electrical Characteristics

Maximum Ratings

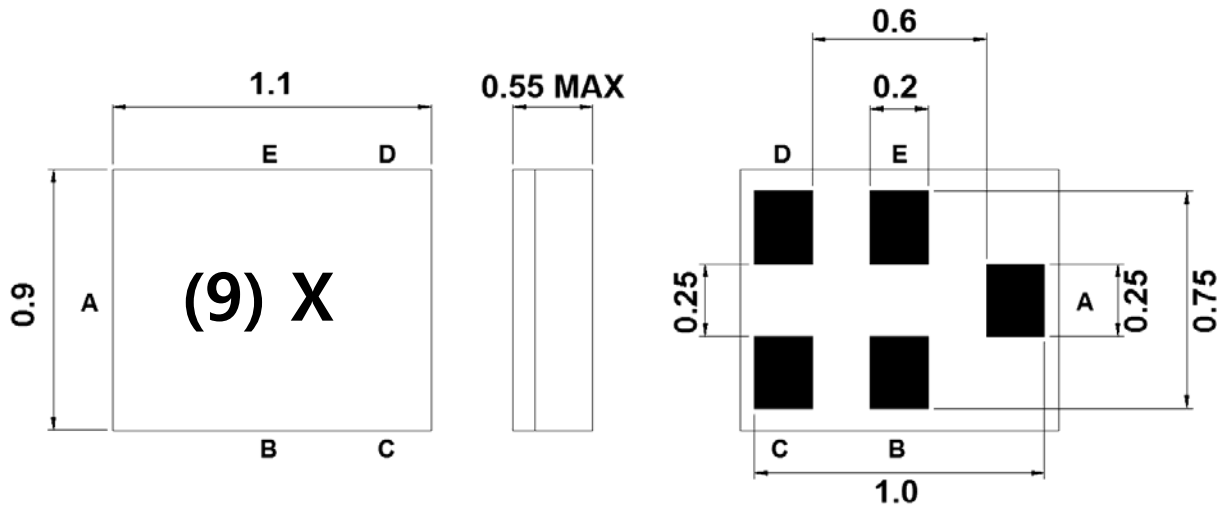
Parameters Description	Unit	Minimum	Typical	Maximum
Operating Temperature Range	°C	-30	-	+85
Storage Temperature Range	°C	-40	-	+85
Maximum DC Voltage	V	-	-	-
Maximum Input Power	dBm	-	-	15
Source Impedance (unbalanced) ⁽¹⁾	Ω	-	50	-
Load Impedance (unbalanced) ⁽¹⁾	Ω	-	50	-
Package type & size	C14			
Length x Width	mm ²	-	1.1 x 0.9	-
Height	mm	-	-	0.55

Electrical Specification

Parameters Description	Unit	Minimum	Typical	Maximum
Center Frequency (Fo)	MHz	-	1582.47	-
Insertion Loss within 1574.42 ~ 1576.42 MHz	dB	-	1.2	1.7
within 1597.55 ~ 1605.89 MHz	dB	-	2.0	2.5
within 1559.05 ~ 1563.14 MHz	dB	-	1.7	2.5
Amplitude Ripple within 1574.42 ~ 1576.42 MHz	dB _{p-p}	-	0.1	0.8
within 1597.55 ~ 1605.89 MHz	dB _{p-p}	-	0.55	1.4
within 1559.05 ~ 1563.14 MHz	dB _{p-p}	-	0.2	1.2
Group Delay Ripple within 1574.42 ~ 1576.42 MHz	nsec	-	1.0	6.0
within 1597.55 ~ 1605.89 MHz	nsec	-	6.0	12.5
within 1559.05 ~ 1563.14 MHz	nsec	-	5.0	16.0
VSWR(Input) within 1574.42 ~ 1576.42 MHz	-	-	1.5	2.1
within 1597.55 ~ 1605.89 MHz	-	-	1.4	2.0
within 1559.05 ~ 1563.14 MHz	-	-	1.5	2.0
VSWR(Output) within 1574.42 ~ 1576.42 MHz	-	-	1.5	2.1
within 1597.55 ~ 1605.89 MHz	-	-	1.4	2.0
within 1559.05 ~ 1563.14 MHz	-	-	1.5	2.0
Absolute Attenuation:				
699.0 ~ 716.0	dB	37	42	-
777.0 ~ 787.0	dB	37	42	-
814.0 ~ 849.0	dB	37	42	-
880.0 ~ 915.0	dB	37	42	-
1427.9 ~ 1446.9	dB	43	48	-
1447.9 ~ 1462.9	dB	45	50	-
1710.0 ~ 1785.0	dB	40	47	-
1850.0 ~ 1915.0	dB	40	46	-
1920.0 ~ 1980.0	dB	40	46	-
2400.0 ~ 2500.0	dB	37	42	-
2500.0 ~ 2570.0	dB	37	42	-

Notes : (1) No Matching Network.

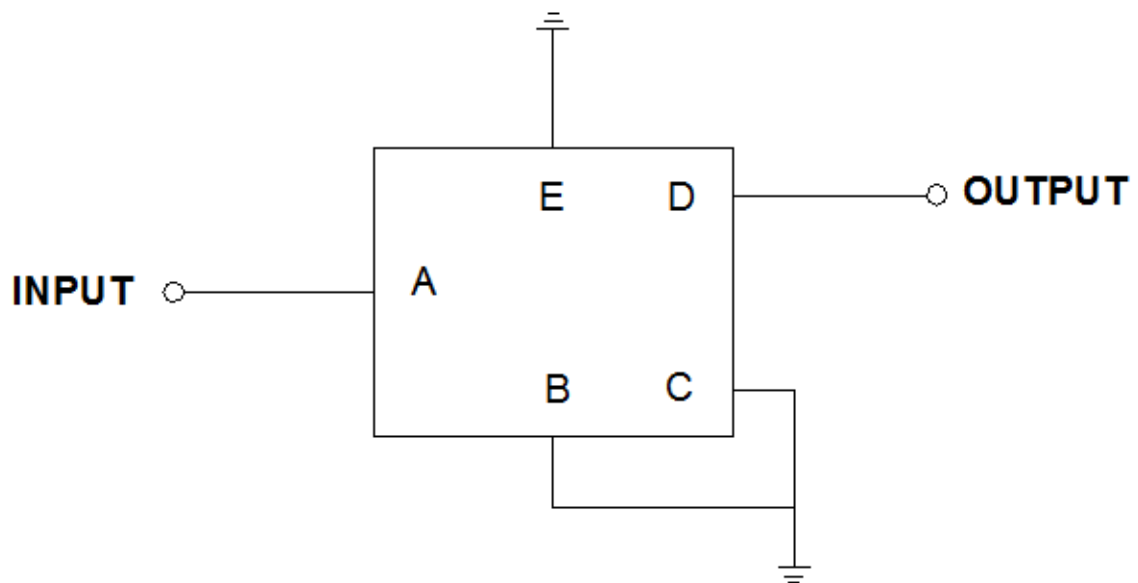
□ Package Dimensions



Marking Descriptions	
(9)	Series Number
X	Date Code(Year+Month)

Pin Description	
B, C, E	Ground
A	Input
D	Output

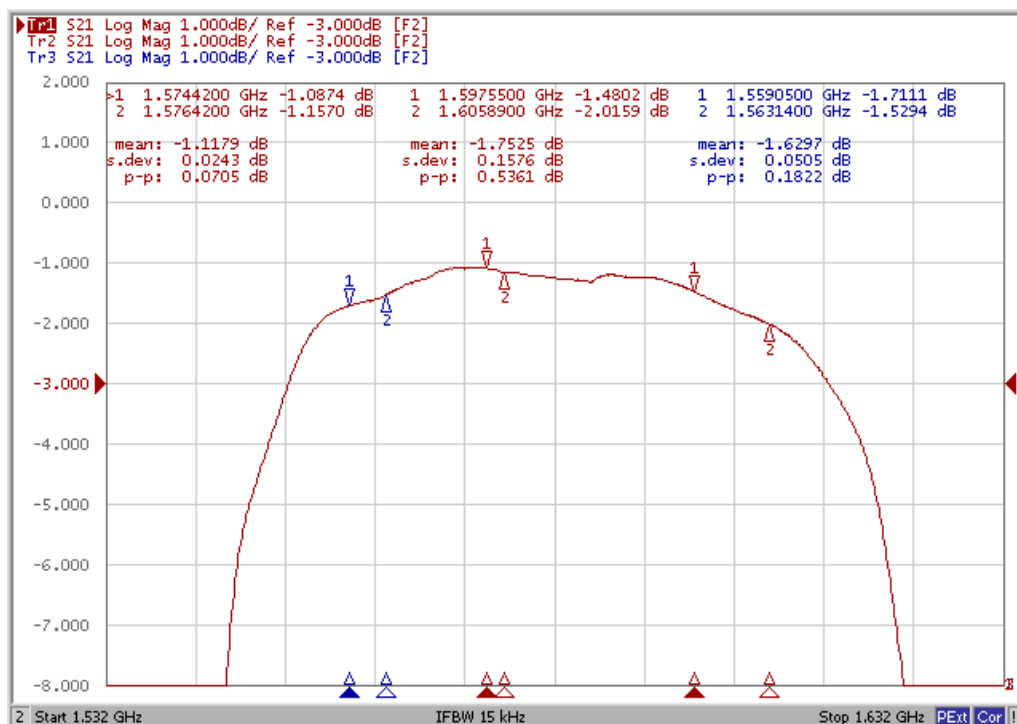
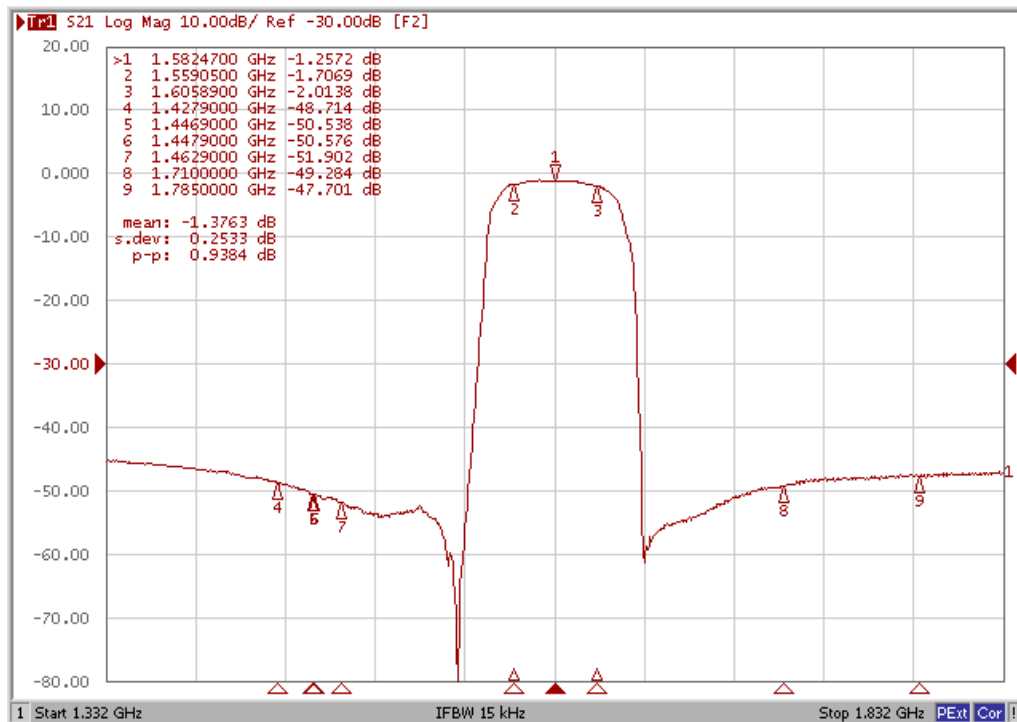
□ Testing Environment

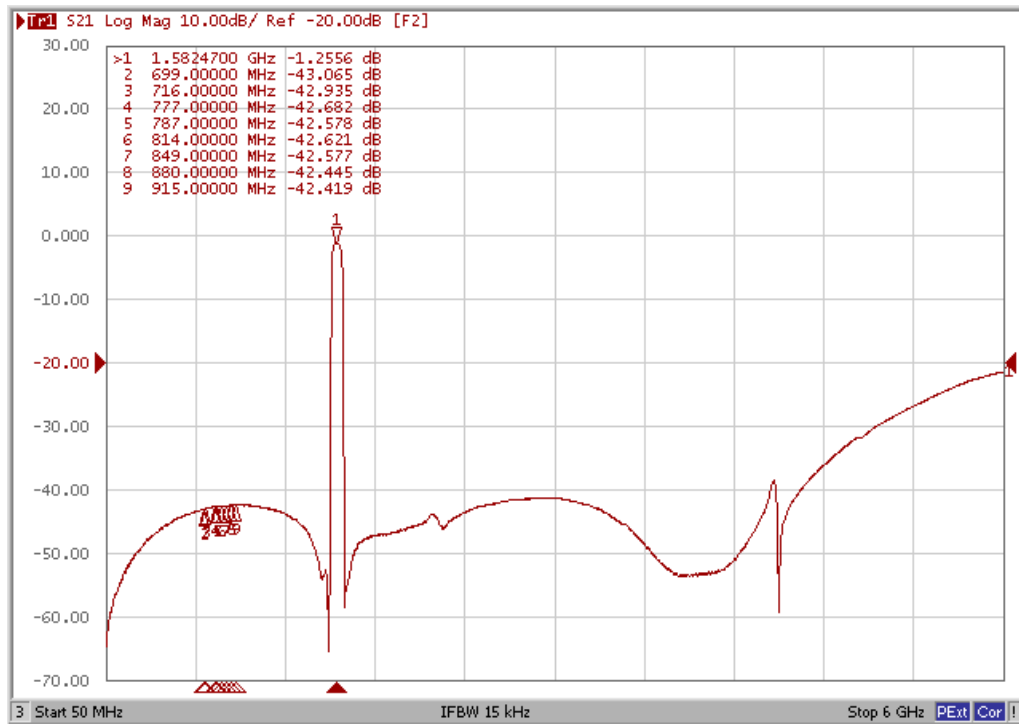


Source & Load Impedance: 50 Ω

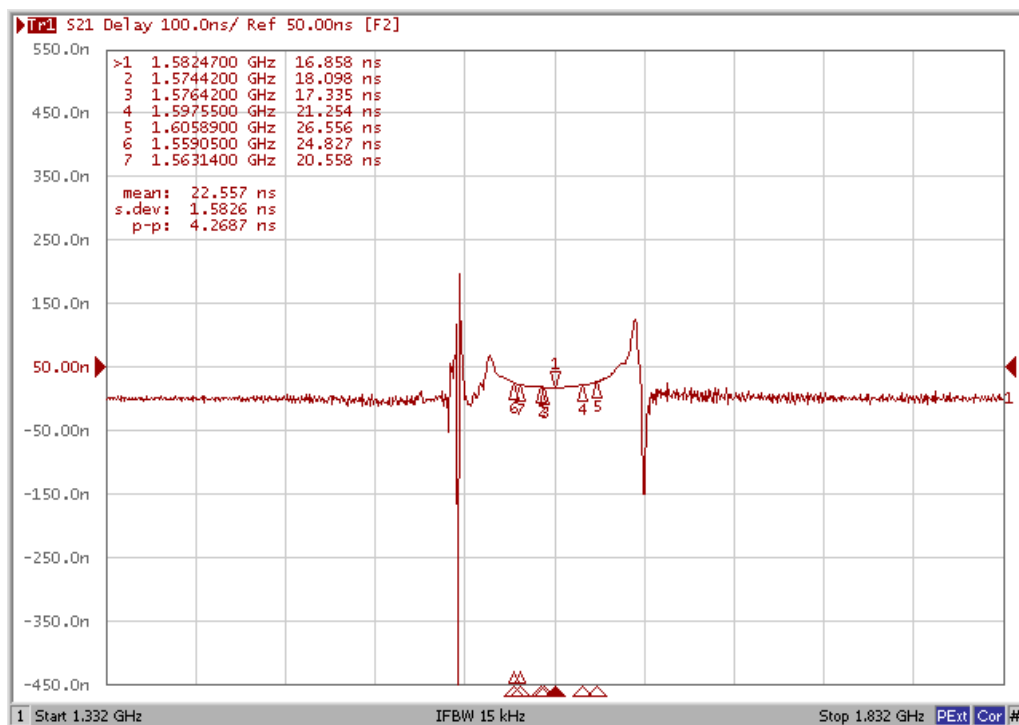
□ Frequency Characteristics

Frequency Response

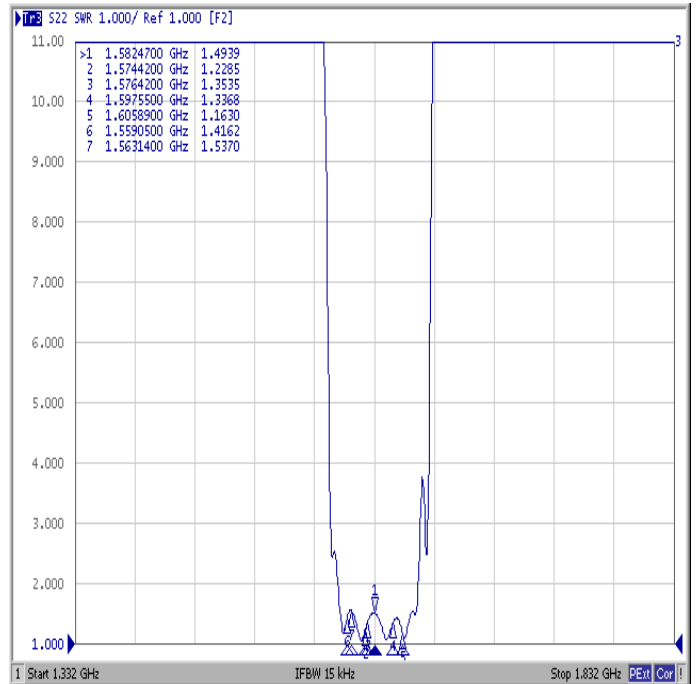
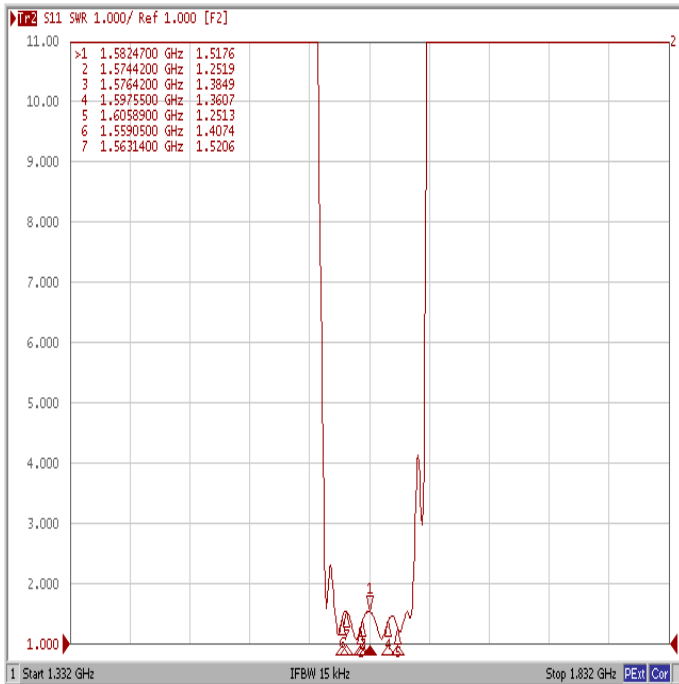




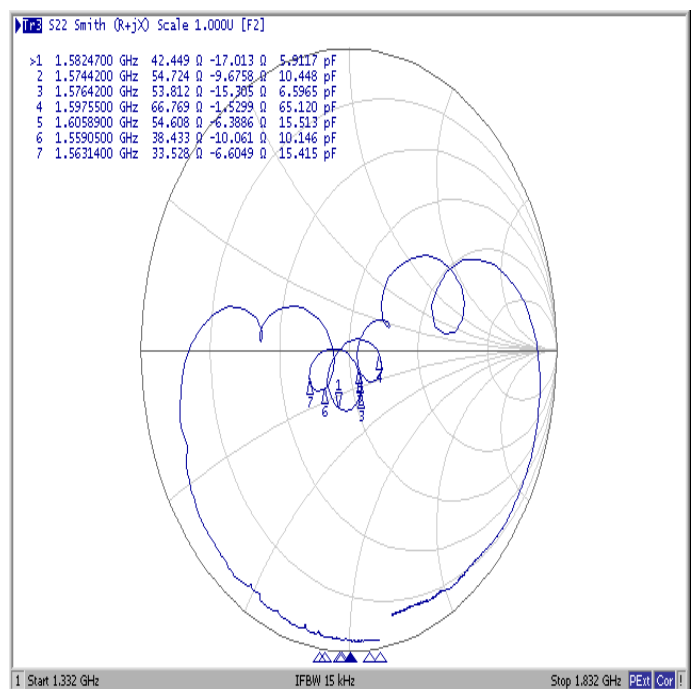
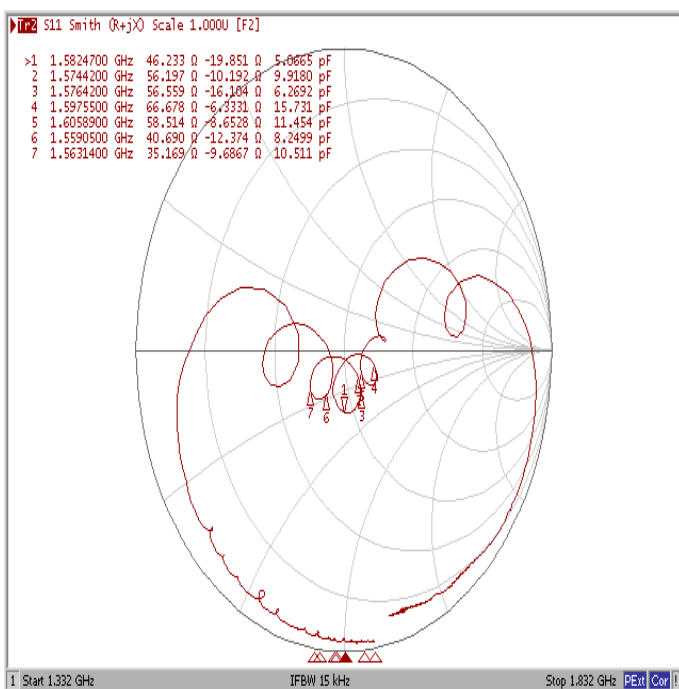
Group Delay Ripple



VSWR



Smith Chart



单击下面可查看定价，库存，交付和生命周期等信息

[>>SUNTEK](#)