



Features

- Low driver power requirements (TTL/CMOS Compatible)
- No moving parts
- High reliability
- Arc-Free with no snubbing circuits
- 3750Vrms Input/Output isolation

Applications

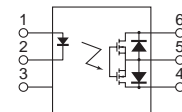
- Telecommunications (PC, Electronic notepad)
- Measuring and Testing equipment
- Industrial control
- Security equipments
- High speed inspection machine Arc-Free with no snubbing circuits



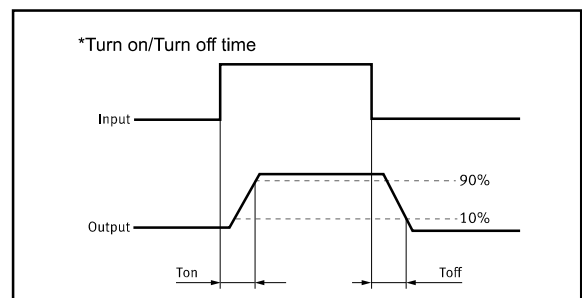
SMD-6



DIP-6



1. LED Anode
2. LED Cathode
4. Drain (MOS FET)
5. Source (MOS FET)
6. Drain (MOS FET)



TYPES

Category	Output rating		Package	Part No.	Packing quantity
	Load voltage	Load current			
AC/DC	60V	1100mA	DIP6	GAQV212G1E	50pcs/tube
			SMD6	GAQV212G1EH	1000pcs/reel

Absolute Maximum Ratings (Ambient Temperature: 25 °C)

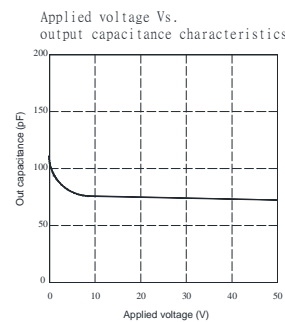
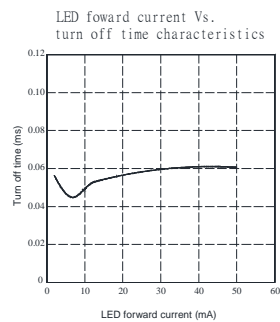
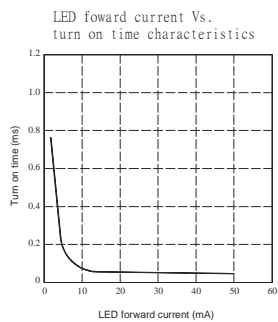
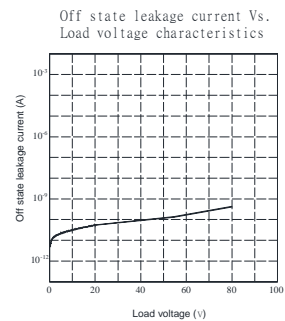
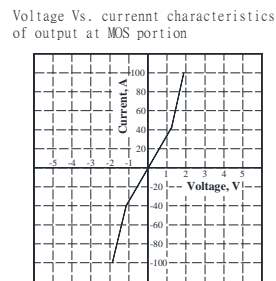
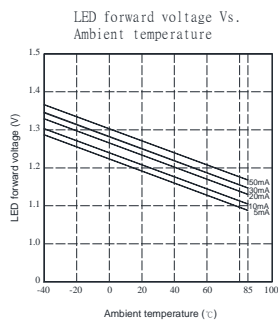
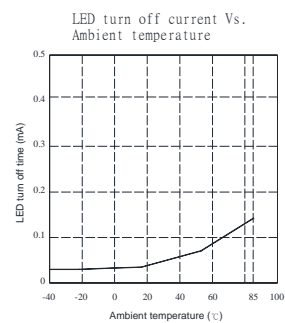
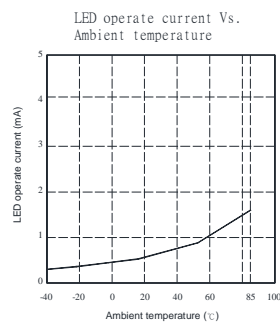
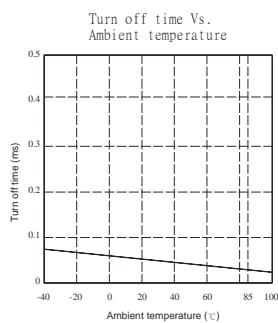
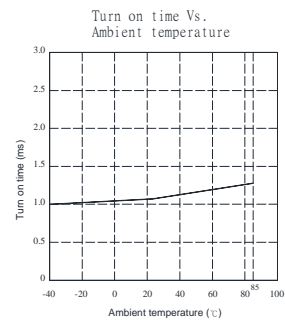
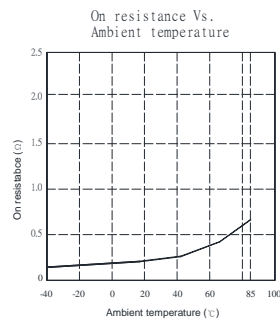
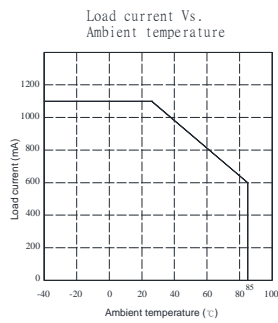
Item		Symbol	Value	Units	Note
Input	Continuous LED Current	I_F	50	mA	
	Peak LED Current	I_{FP}	1000	mA	f=100Hz, duty=1%
	LED Reverse Voltage	V_R	5	V	
	Input Power Dissipation	P_{in}	75	mW	
Output	Load Voltage	V_L	60	V(AC peak or DC)	
	Load Current	I_L	1100	mA	
	Peak Load Current	I_{Peak}	4.0	A	100ms(1 pulse)
	Output Power Dissipation	P_{out}	380	mW	
Total Power Dissipation		P_T	450	mW	
I/O Breakdown Voltage		$V_{I/O}$	3750	Vrms	RH=60%, 1min
Operating Temperature		T_{opr}	-40 to +85	°C	
Storage Temperature		T_{stg}	-40 to +100	°C	
Pin Soldering Temperature		T_{sol}	260	°C	10 sec max.

Electrical Specifications (Ambient Temperature: 25 °C)

Item		Symbol	MIN.	TYP.	MAX.	Units	Conditions
Input	LED Forward Voltage	V_F		1.2	1.4	V	$I_F=10mA$
	Operation LED Current	$I_{F on}$		0.5	3.0	mA	
	Recovery LED Current	$I_{F off}$		0.35	0.5	mA	
	Recovery LED Voltage	$V_{F off}$	0.7			V	
Output	On-Resistance	R_{on}		0.3	0.7	Ω	$I_F=5mA, I_L=100mA$, Time to flow is within 1 sec.
	Off-State Leakage Current	I_{Leak}			1	μA	$V_L=Rating$
	Output Capacitance	C_{out}		115		pF	$V_L=0, f=1MHz$
Transmission	Turn-On Time	T_{on}		0.5	5.0	ms	$I_F=5mA, I_L=100mA$,
	Turn-Off Time	T_{off}		0.35	2.0	ms	
Coupled	I/O Isolation Resistance	$R_{I/O}$	10^{10}			Ω	DC500V
	I/O Capacitance	$C_{I/O}$		0.8	1.5	pF	f=1MHz

Please obey the following conditions to ensure proper device operation and resetting. Input LED current (Recommended value): $I_F \geq 5mA$ and $\leq 30mA$.
Examples of resistance value to control LED forward current ($I_F=5mA, INPUT VOLTAGE="E", RESISTORS="R"$)
"E"=3.3V,"R"=330 Ω ; "E"=5V,"R"=640 Ω ; "E"=12V,"R"=1.9K Ω ; "E"=15V,"R"=2.5K Ω ; "E"=24V,"R"=4.1K Ω ;

Reference Data

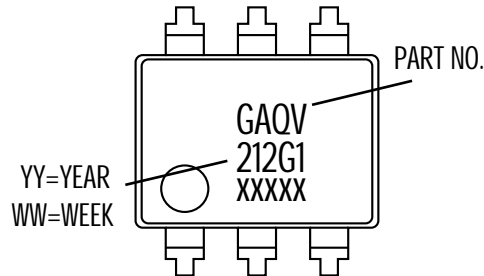


Dimensions

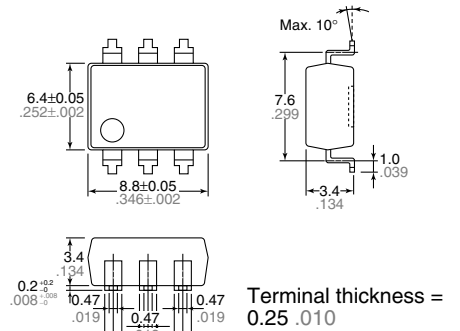
6-SMD



Dimensions
mm inch

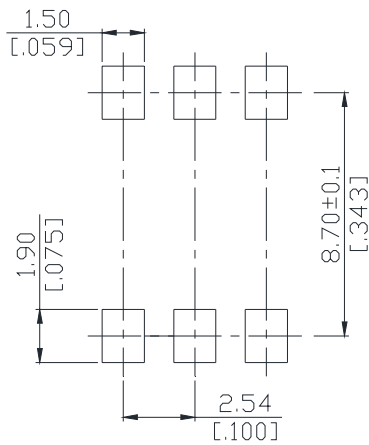


Surface mount terminal type



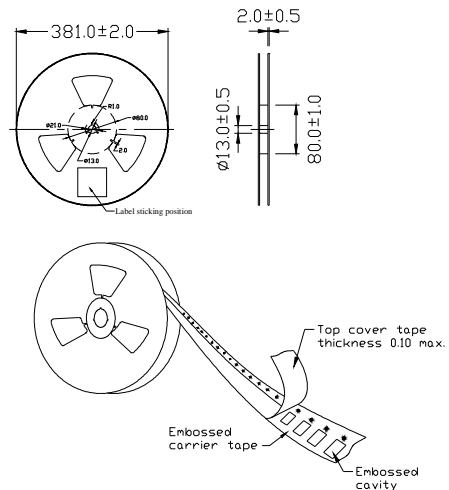
General tolerance: $\pm 0.1 \pm .004$

PC board pattern (Top view)

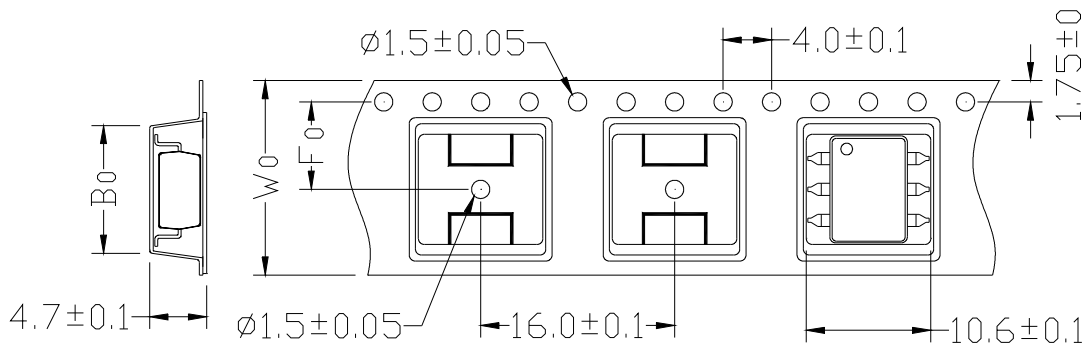


Unit : mm [inch]
Tolerance : ± 0.1

Tape dimensions



Dimensions of tape reel



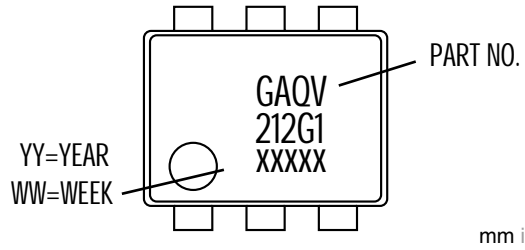
Unit: mm

TYPE	B ₀ ± 0.1	F ₀ ± 0.1	W ₀ ± 0.1	13"REEL/PCS
6P	9.4	7.5	16	1000

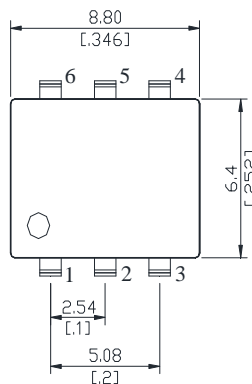
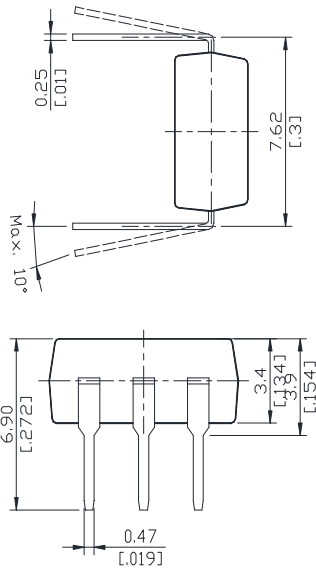
Dimensions 6-DIP



Dimensions

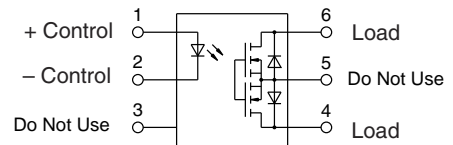
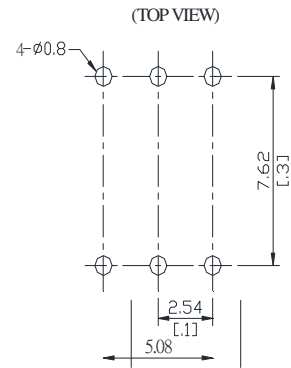


Through hole terminal type



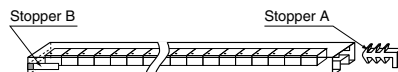
Unit : mm inch
Tolerance: +0.2 +.007

PC board patter



DIP type

Devices are packaged in a tube so that pin No. 1 is on the stopper B side. Observe correct orientation when mounting them on PC boards.



单击下面可查看定价，库存，交付和生命周期等信息

[>>SUPSiC\(国晶微\)](#)