



#### Features

- Low driver power requirements (TTL/CMOS Compatible)
- No moving parts
- High reliability
- Arc-Free with no snubbing circuits
- 3750Vrms Input/Output isolation

#### Applications

- Telecommunications (PC, Electronic notepad)
- Measuring and Testing equipment
- Industrial control
- Security equipments
- High speed inspection machine

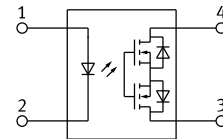
#### Outline Dimensions



DIP4



SMD4



1. LED Anode
2. LED Cathode
- 3, 4. Drain (MOS FET)

#### TYPES

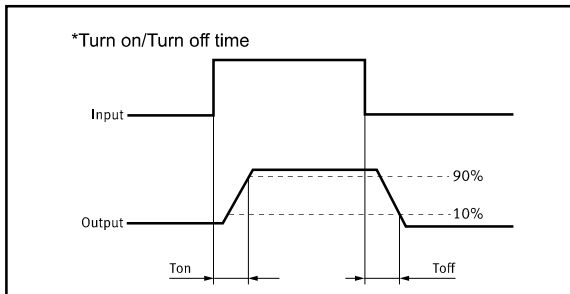
Category	Output rating		Package	Part No.	Packing quantity
	Load voltage	Load current			
AC/DC	60V	2A	DIP4	GTLP3555	50pcs/tube
			SMD4	GTLP3555A	1000pcs/1reel

#### Absolute Maximum Ratings (Ambient Temperature: 25 °C)

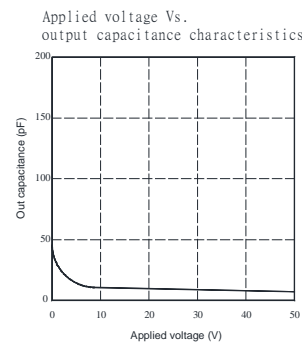
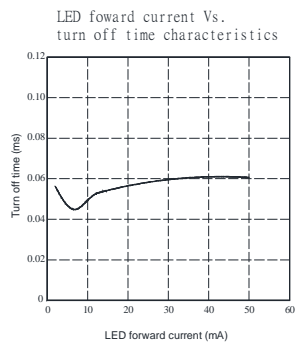
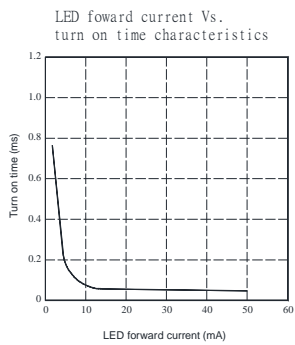
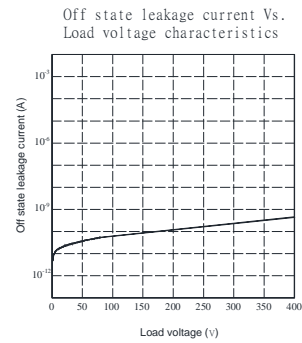
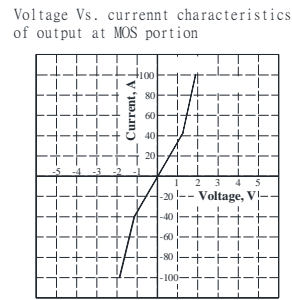
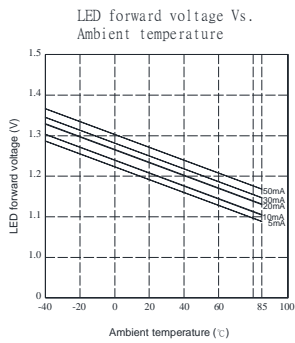
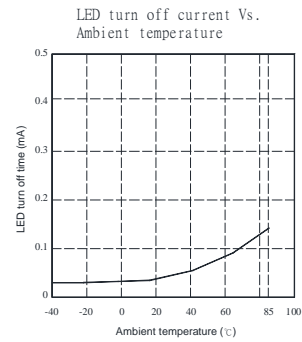
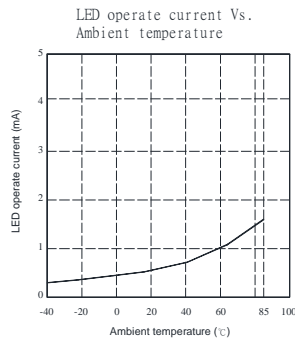
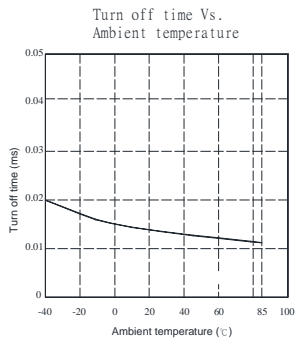
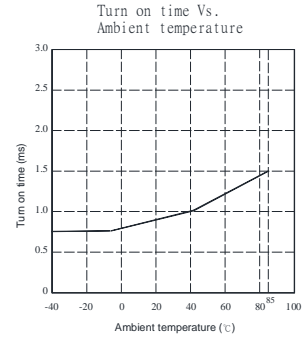
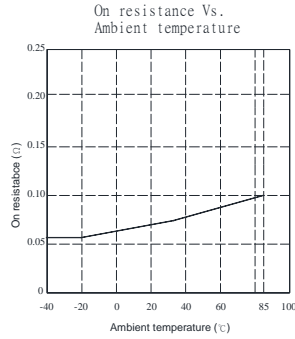
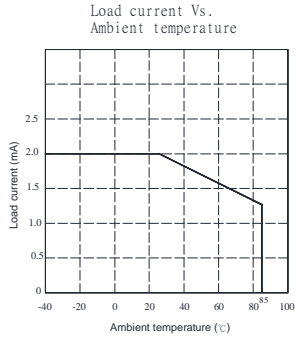
Item		Symbol	Value	Units	Note
Input	Continuous LED Current	$I_F$	50	mA	
	Peak LED Current	$I_{FP}$	1000	mA	f=100Hz, duty=1%
	LED Reverse Voltage	$V_R$	5	V	
	Input Power Dissipation	$P_{in}$	75	mW	
Output	Load Voltage	$V_L$	60	V(AC peak or DC)	
	Load Current	$I_L$	2.0	A	
	Peak Load Current	$I_{Peak}$	6.0	A	100ms(1 pulse)
	Output Power Dissipation	$P_{out}$	500	mW	
Total Power Dissipation		$P_T$	650	mW	
I/O Breakdown Voltage		$V_{I/O}$	3750	V <sub>rm</sub>	RH=60%, 1min
Operating Temperature		$T_{opr}$	-40 to +85	°C	
Storage Temperature		$T_{stg}$	-40 to +100	°C	
Pin Soldering Temperature		$T_{sol}$	260	°C	10 sec max.

Electrical Specifications (Ambient Temperature: 25 °C)

Item		Symbol	MIN.	TYP.	MAX.	Units	Conditions
Input	LED Forward Voltage	$V_F$	1.2	1.32	1.6	V	$I_F=10mA$
	Operation LED Current	$I_{F\ on}$		1.0	5.0	mA	
	Recovery LED Current	$I_{F\ off}$		0.35	0.5	mA	
	Recovery LED Voltage	$V_{F\ off}$	0.7			V	
Output	On-Resistance	$R_{on}$		0.069	0.085	$\Omega$	$I_F=5mA, I_L=2Amp$ Within 1s on time
	Off-State Leakage Current	$I_{Leak}$			0.01	$\mu A$	$I_F=0mA, V_L=50V$
	Output Capacitance	$C_{out}$		115		pF	$f=1MHz$
Transmission	Turn-On Time	$T_{on}$	1.0	2.7	3.2	ms	$I_F=5mA, I_L=2A$
	Turn-Off Time	$T_{off}$	0.04	0.05	0.1	ms	
Coupled	I/O Isolation Resistance	$R_{I/O}$	5			G $\Omega$	DC=500V
	I/O Capacitance	$C_{I/O}$		0.8	1.5	pF	$f=1MHz$



### Reference Data



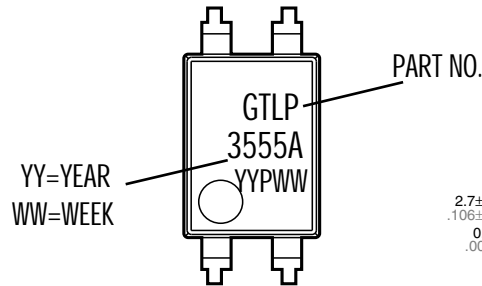
### Dimensions

#### 4-SMD

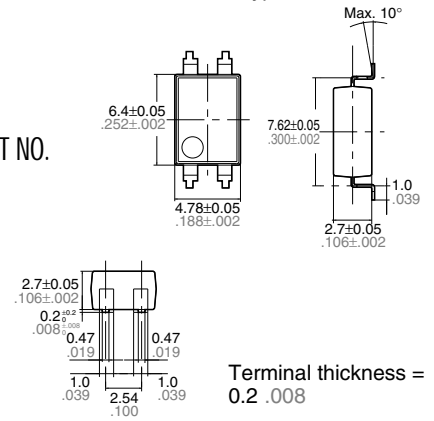


#### Dimensions

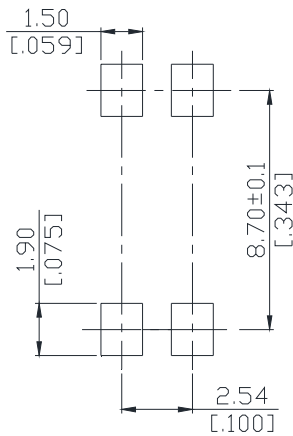
mm inch



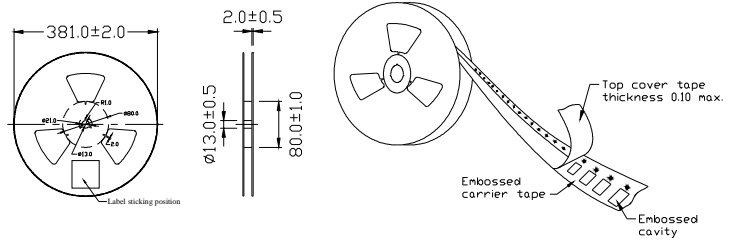
#### Surface mount terminal type



#### PC board pattern (Top view)

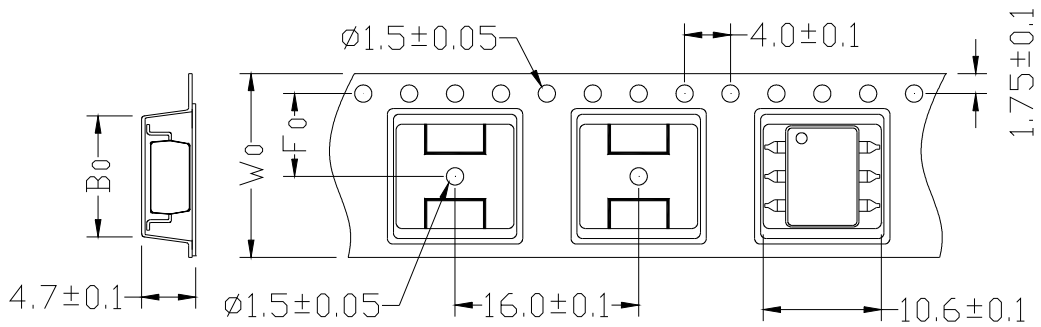


#### Tape dimensions



Unit : mm [inch]  
Tolerance :  $\pm 0.1$

#### Dimensions of tape reel




Unit: mm

TYPE	B <sub>0</sub> ±0.1	F <sub>0</sub> ±0.1	W <sub>0</sub> ±0.1	13"REEL/PCS
4P	5.3	7.5	16	1000

## Dimensions

### 4-DIP



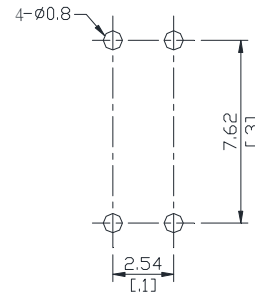
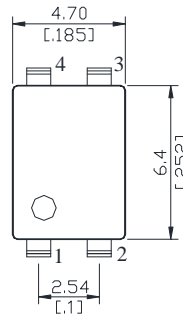
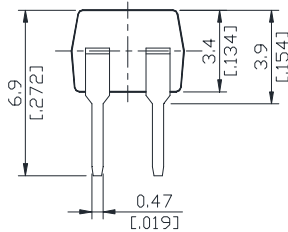
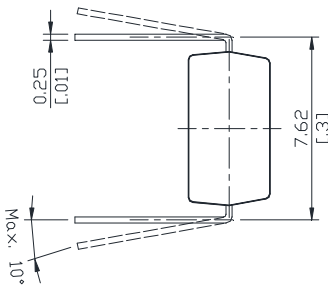
mm inch

### Dimensions

#### Through hole terminal type

#### PC board pattern

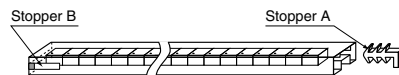
(TOP VIEW)



Unit : mm inch  
Tolerance : +0.2 +.007

### DIP type

Devices are packaged in a tube so that pin No. 1 is on the stopper B side. Observe correct orientation when mounting them on PC boards.



单击下面可查看定价，库存，交付和生命周期等信息

[>>SUPSiC\(国晶微\)](#)