



Features

- Low driver power requirements (TTL/CMOS Compatible)
- No moving parts
- High reliability
- Arc-Free with no snubbing circuits
- 3750Vrms Input/Output isolation

Applications

- Telecommunications (PC, Electronic notepad)
- Measuring and Testing equipment
- Industrial control
- Security equipments
- High speed inspection machine

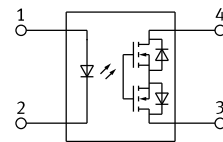
Outline Dimensions



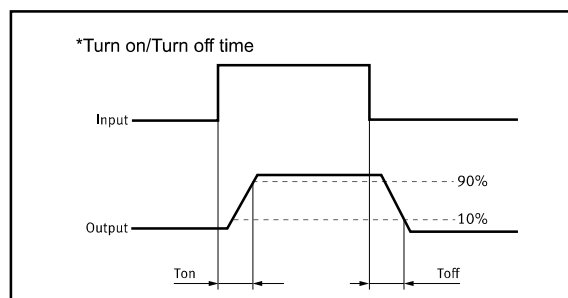
DIP4



SMD4



1. LED Anode
2. LED Cathode
- 3, 4. Drain (MOS FET)



TYPES

Category	Output rating		Package	Part No.	Packing quantity
	Load voltage	Load current			
AC/DC	40V	2A	DIP4	GAQY211G2E	50pcs/tube
			SMD4	GAQY211G2EH	1000pcs/reel

Absolute Maximum Ratings (Ambient Temperature: 25°C)

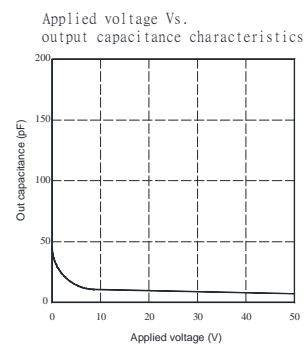
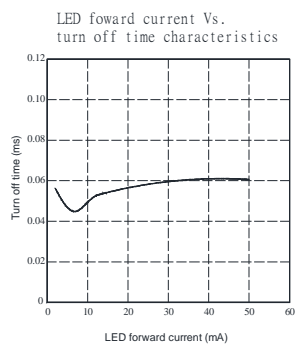
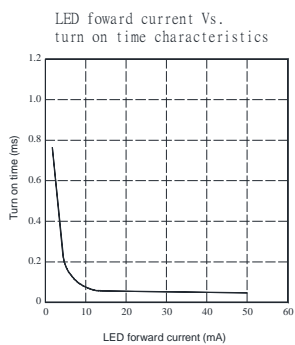
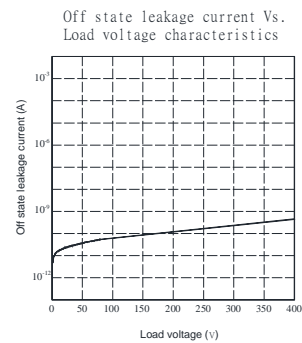
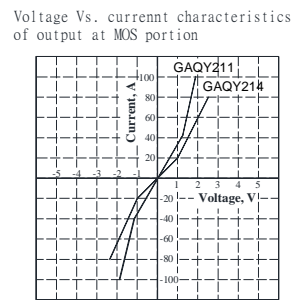
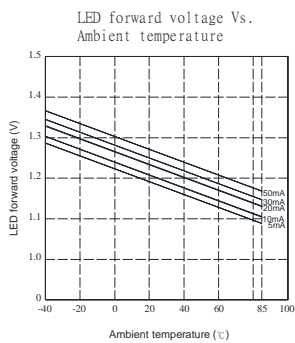
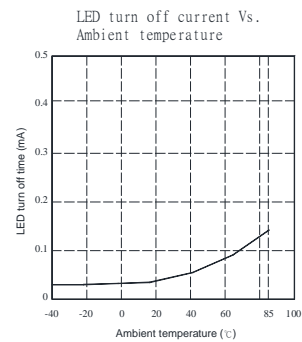
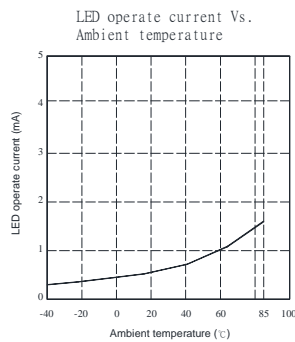
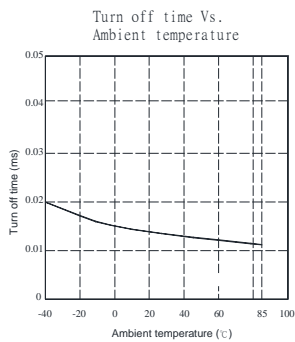
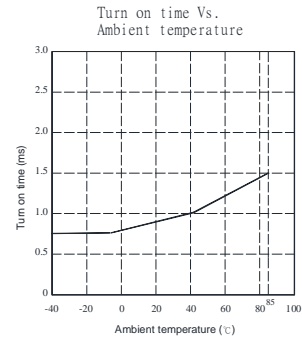
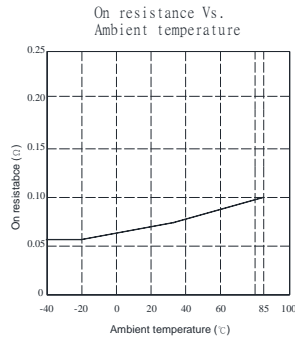
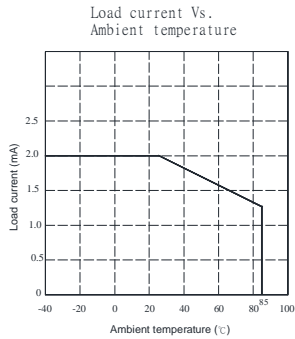
Item		Symbol	Value	Units	Note
Input	Continuous LED Current	I_F	50	mA	
	Peak LED Current	I_{FP}	1000	mA	f=100Hz, duty=1%
	LED Reverse Voltage	V_R	5	V	
	Input Power Dissipation	P_{in}	75	mW	
Output	Load Voltage	V_L	40	V(AC peak or DC)	
	Load Current	I_L	2.0	A	
	Peak Load Current	I_{Peak}	2.5	A	100ms(1 pulse)
	Output Power Dissipation	P_{out}	1.8	W	
Total Power Dissipation		P_T	2	W	
I/O Breakdown Voltage		$V_{I/O}$	3750	Vrms	RH=60%, 1min
Operating Temperature		T_{Opr}	-40 to +85	°C	
Storage Temperature		T_{Stg}	-40 to +100	°C	
Pin Soldering Temperature		T_{Sol}	260	°C	10 sec max.

Electrical Specifications (Ambient Temperature: 25°C)

Item		Symbol	MIN.	TYP.	MAX.	Units	Conditions
Input	LED Forward Voltage	V_F		1.2	1.4	V	$I_F=10mA$
	Operation LED Current	$I_{F On}$		0.5	3.0	mA	
	Recovery LED Current	$I_{F off}$		0.35	0.5	mA	
	Recovery LED Voltage	$V_{F Off}$	0.5			V	
Output	On-Resistance	R_{On}		0.06	0.1	Ω	$I_F=5mA, I_L=100mA,$ Time to flow is within 1 sec.
	Off-State Leakage Current	I_{Leak}			1	μA	$V_L=Rating$
	Output Capacitance	C_{Out}		190		pF	$V_L=0, f=1MHz$
Transmis sion	Turn-On Time	T_{On}		0.8	1.5	ms	$I_F=5mA, I_L=100mA,$
	Turn-Off Time	T_{Off}		0.02	0.5	ms	
Coupled	I/O Isolation Resistance	$R_{I/O}$	10^{10}			Ω	DC500V
	I/O Capacitance	$C_{I/O}$		0.8	1.5	pF	f=1MHz

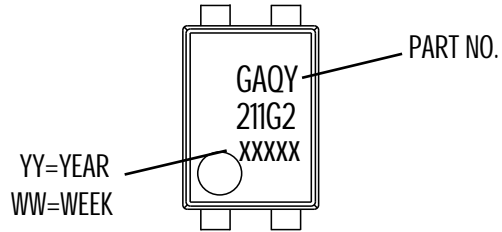
Please obey the following conditions to ensure proper device operation and resetting. Input LED current (Recommended value): $I_F \geq 5mA$ and $\leq 30mA$.
Examples of resistance value to control LED forward current ($I_F=5mA, INPUT VOLTAGE="E", RESISTORS="R"$)
"E"=3.3V,"R"=330 Ω ; "E"=5V,"R"=640 Ω ; "E"=12V,"R"=1.9K Ω ; "E"=15V,"R"=2.5K Ω ; "E"=24V,"R"=4.1K Ω ;

Reference Data



Dimensions

4-DIP



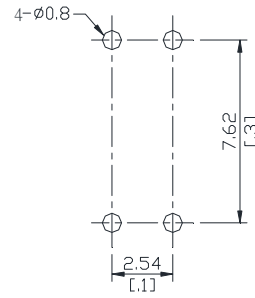
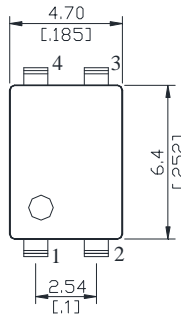
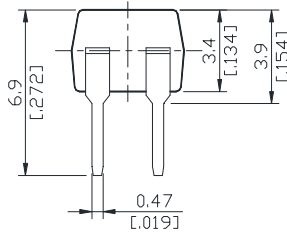
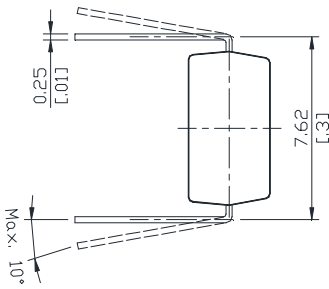
mm inch

Dimensions

Through hole terminal type

PC board pattern

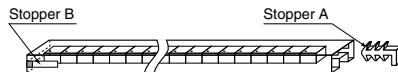
(TOP VIEW)



Unit : mm inch
Tolerance: +0.2 +.007

DIP type

Devices are packaged in a tube so that pin No. 1 is on the stopper B side. Observe correct orientation when mounting them on PC boards.



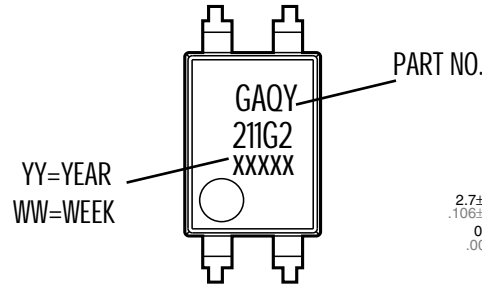
Dimensions

4-SMD

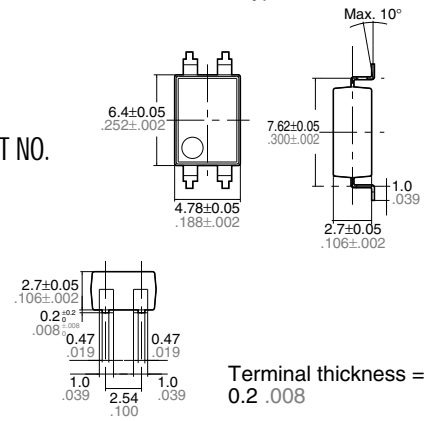


Dimensions

mm inch

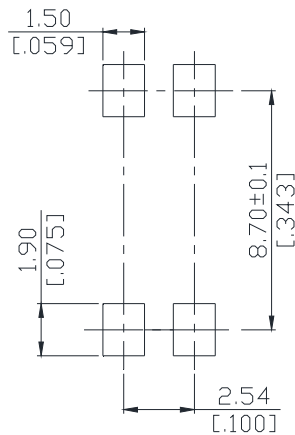


Surface mount terminal type



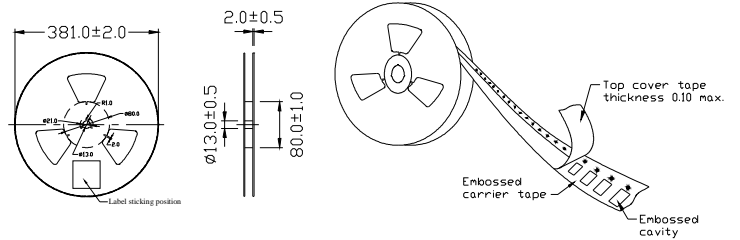
General tolerance: ±0.1 ±0.04

PC board pattern (Top view)

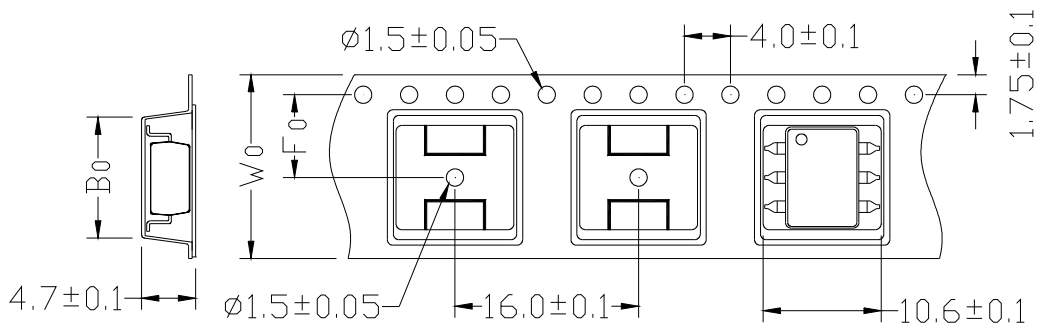


Unit : mm [inch]
Tolerance : ±0.1

Tape dimensions



Dimensions of tape reel



Unit: mm

TYPE	B0±0.1	F0±0.1	W0±0.1	13"REEL/PCS
4P	5.3	7.5	16	1000

单击下面可查看定价，库存，交付和生命周期等信息

[>>SUPSiC\(国晶微\)](#)