



TAI-SAW TECHNOLOGY CO., LTD.

No. 3, Industrial 2nd Rd., Ping-Chen Industrial District,
Taoyuan, 324, Taiwan, R.O.C.

TEL: 886-3-4690038 FAX: 886-3-4697532

E-mail: tstsales@mail.taisaw.com Web: www.taisaw.com

Product Specifications Approval Sheet

Product Description: Crystal Unit SMD 3.2x2.5 27.60MHz

TST Part No.: TZ2625BA4215

Customer Part No.: _____

Customer signature required
Company: _____
Division: _____
Approved by : _____
Date: _____

Checked by: _____ Tom Liu

Approved by: _____ Kelly Huang

Date: _____ 12/13/2021

1. Customer signed back is required before TST can proceed with sample build and receive orders.
2. Orders received without customer signed back will be regarded as agreement on the specifications.
3. Any specifications changes must be approved upon by both parties and a new revision of specifications shall be released to reflect the changes.



TAI-SAW TECHNOLOGY CO., LTD.
Crystal Unit SMD 3.2x2.5 27.60MHz

MODEL
TZ2625BA4215

NO.:

REV. NO.: 1

Revise:

Rev.	Rev. Page	Rev. Account	Date	Ref. No.	Revised by
1	N/A	Initial release	12/13/21'	N/A	Tom Liu



TAI-SAW TECHNOLOGY CO., LTD.

Crystal Unit SMD 3.2x2.5 27.60MHz

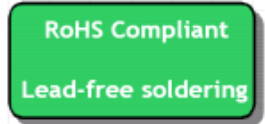
MODEL
TZ2625BA4215

NO.:

REV. NO.: 1

Features:

- Surface Mount Hermetic Package
- Excellent Reliability Performance
- Good Frequency Perturbation and Stability over temperature
- Ultra Miniature Package
- Moisture Sensitivity Level (MSL) : Level-1



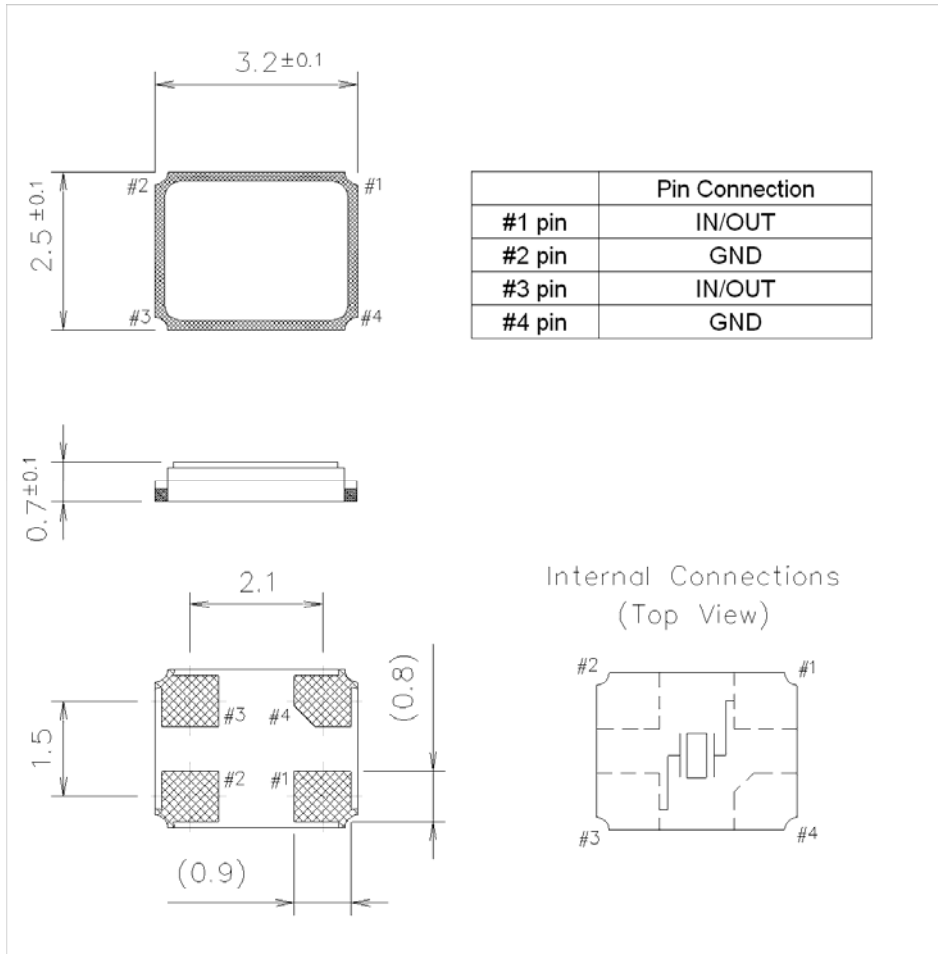
Description and Applications:

Surface mount 3.2mmx2.5mm crystal unit for customer for use in wireless communications devices, especially for a need of ultra miniature package for mobility.

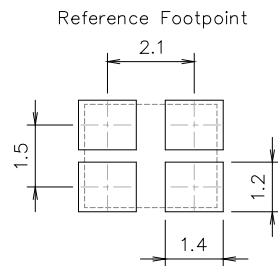
Electrical Specifications:

TZ2625BA4215	Specification
Nominal Frequency	27.600000 MHz
Mode of Oscillation	Fundamental
Storage Temperature Range	-40C to +85C
Operating Temperature Range	-40C to +85C
Frequency Stability over Operating Temperature	+/- 20 ppm (referred to the value at 25C)
Frequency Make Tolerance (FL)	+/- 10 ppm @ 25C +/- 3C
Equivalent Series Resistance (ESR)	50 max.
Nominal Drive Level	50uW typical and 200uW max
Shunt Capacitance (Co)	3.0 pF max
Load Capacitance (CL)	10 pF
Aging	+/-2ppm/year
Insulation Resistance	500 M min./DC 100V
Marking	Laser Marking
Unit Weight	0.017+/-0.005 g

Mechanical Dimensions (mm): Base



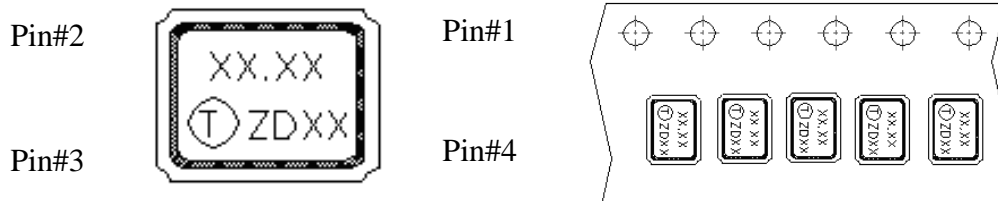
Recommended Land Pattern: (unit: mm)



Marking:

Line 1: Frequency (27.60)

Line 2: TST Logo + Crystal Product Code + Date Code + Traceability code (1 or 2 letters, underline or no underline)



The inner vision of Pin#1, Pin#4 side is XTAL blank mounting pad.

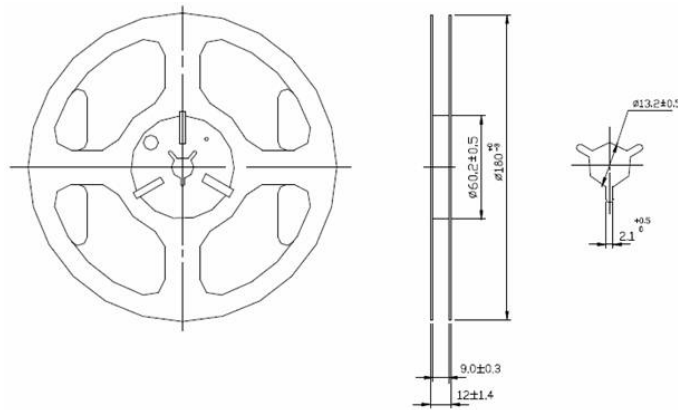
Product Code Table

Year	2013	2014	2015	2016
	2017	2018	2019	2020
	2021	2022	2023	2024
product code	Z	z	Z	z

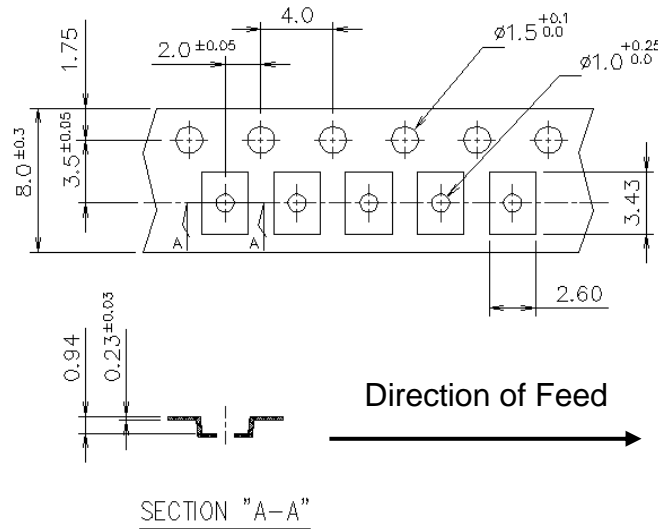
Date Code Table

WK01	WK02	WK03	WK04	WK05	WK06	WK07	WK08	WK09	WK10	WK11	WK12	WK13
A	B	C	D	E	F	G	H	I	J	K	L	M
WK14	WK15	WK16	WK17	WK18	WK19	WK20	WK21	WK22	WK23	WK24	WK25	WK26
N	O	P	Q	R	S	T	U	V	W	X	Y	Z
WK27	WK28	WK29	WK30	WK31	WK32	WK33	WK34	WK35	WK36	WK37	WK38	WK39
a	b	c	d	e	f	g	h	i	j	k	l	m
WK40	WK41	WK42	WK43	WK44	WK45	WK46	WK47	WK48	WK49	WK50	WK51	WK52
n	o	p	q	r	s	t	u	v	w	x	y	z

Reel Dimensions (mm):



Tape Dimensions (mm):

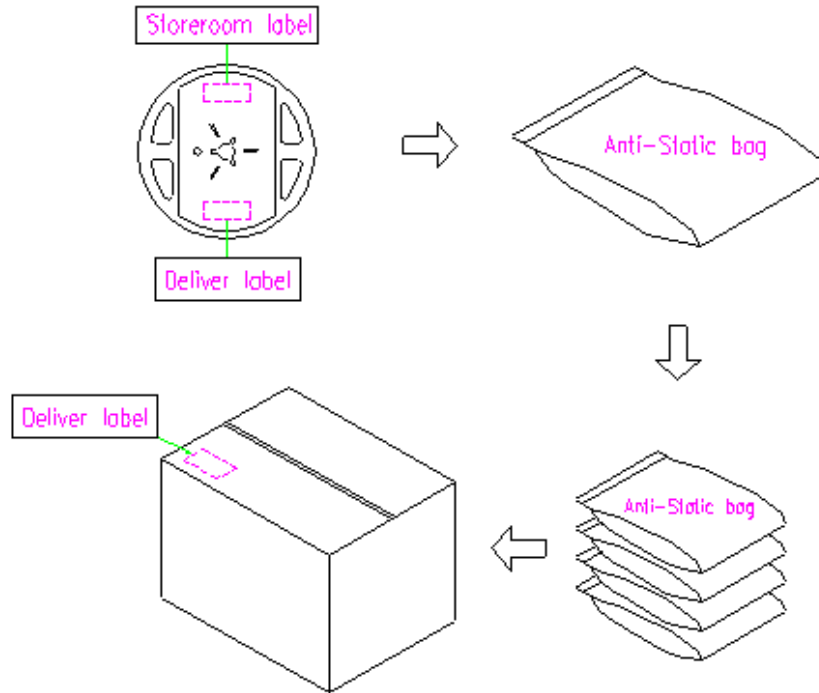


[NOTE]

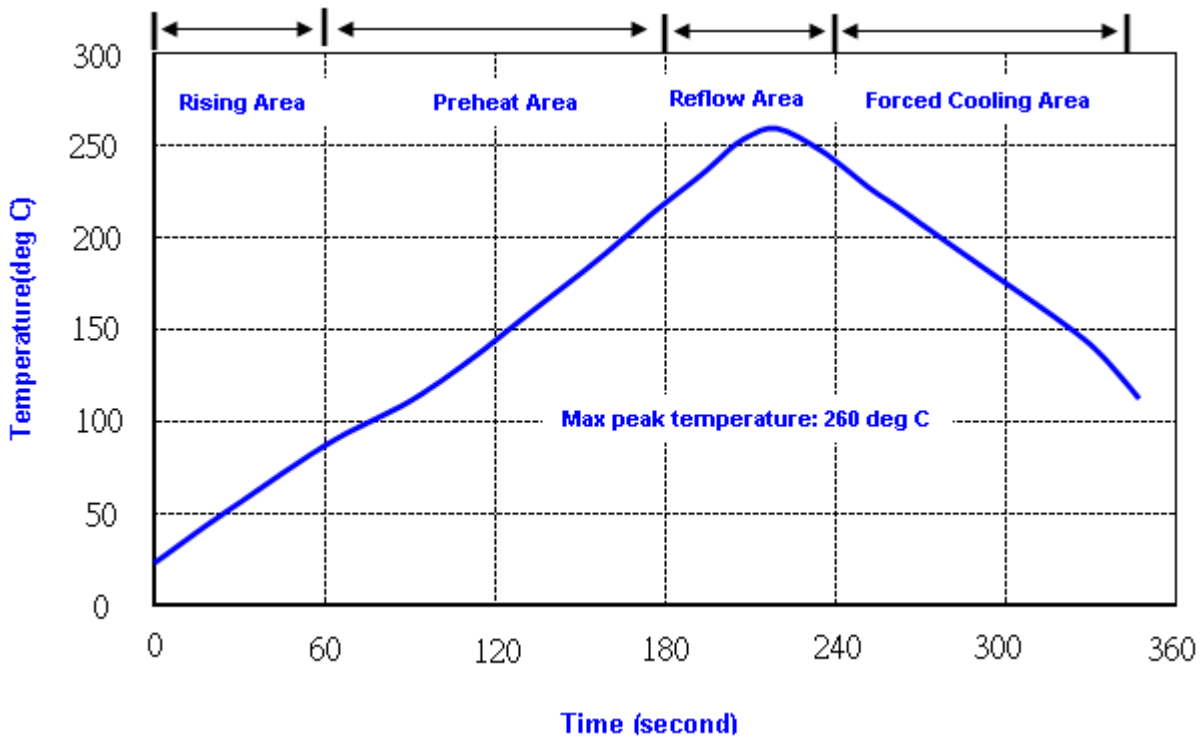
- 1 UNIT : mm.
- 2 UNLESS OTHERWISE SPECIFIED TOLERANCE ON DIM. +/-0.1mm.
- 3 MATERIAL : CONDUCTIVE POLYSTYRENE.
- 4 COLOR : BLACK.
- 5 10 PITCHES CUMULATIVE TOLERANCE +/-0.2mm.

Packing Quantity/Packing:

3K pcs maximum per reel



Reflow Profile:



- Note: 1. Max peak temperature: 260+/-5 deg C; Time: 10+/-2 sec
- 2. Temperature: 217+/-5 deg C; Time: 90~100 sec

Reliability Specifications

Test name	Test process / method	Reference standard
Mechanical characteristics		
resistance to Soldering heat (IR reflow)	Temp./ Duration : 265°C /10sec x2 times Total time : 4min.(IR-reflow)	EIAJED-4701 -300(301)M(II)
Vibration	Total peak amplitude : 1.5mm Vibration frequency : 10 to 2000 Hz Sweep period : 20 minute Vibration directions : 3 mutually perpendicular Duration : 2 hr / direc.	MIL-STD 202G method 204
Mechanical Shock	directions : 3 impacts per axis Acceleration : 3000g's, +20/-0 % Duration : 0.3 ms (total 18 shocks) Waveform : Half-sine	MIL-STD 202G method 213
Solderability	Solder Temperature:265±5°C Duration time: 5±0.5 seconds.	J-STD-002
Environmental characteristics		
Thermal Shock	Heat cycle conditions -40 °C (30min) ↔ 85 °C (30min) * cycle time : 10 times	MIL-STD 883G method 1010.8
Humidity test	Temperature : 85 ± 2 °C Relative humidity: 85% Duration : 96 hours	MIL-STD 202G method 103
Dry heat (Aging test)	Temperature : 125 ± 2 °C Duration : 168 hours	MIL-STD 202G method 108A
Cold resistance (Low Temp Storage)	Temperature : -40 ± 2 °C Duration : 96 hours	IEC 60068-2-1

单击下面可查看定价，库存，交付和生命周期等信息

[>>TAI-SAW\(台湾嘉硕\)](#)