



# TAI-SAW TECHNOLOGY CO., LTD.

No. 3, Industrial 2nd Rd., Ping-Chen Industrial District,  
Taoyuan, 324, Taiwan, R.O.C.

TEL: 886-3-4690038 FAX: 886-3-4697532

E-mail: [tstsales@mail.taisaw.com](mailto:tstsales@mail.taisaw.com) Web: [www.taisaw.com](http://www.taisaw.com)

## Approval Sheet For Product Specification

Issued Date:

Product Name: SAW Filter 40MHz SMD 7.0×5.0 mm

TST Parts No.:TB0318A

Customer Parts No.:\_\_\_\_\_

Company: _____
Division: _____
Approved by : _____
Date: _____

Checked by: \_\_\_\_\_ Andy Lee

Approval by: \_\_\_\_\_ Francis Chen

Date: \_\_\_\_\_ 2005/08/12



# TAI-SAW TECHNOLOGY CO., LTD.

No. 3, Industrial 2nd Rd., Ping-Chen Industrial District,  
Taoyuan, 324, Taiwan, R.O.C.

TEL: 886-3-4690038 FAX: 886-3-4697532

E-mail: [tstsales@mail.taisaw.com](mailto:tstsales@mail.taisaw.com) Web: [www.taisaw.com](http://www.taisaw.com)

## SAW Filter 40 MHz

MODEL NO.: TB0318A

REV. NO.:1

### A. MAXIMUM RATING:

1. Input Power Level: 10 dB<sub>m</sub>
2. DC voltage: 5 V
3. Operating Temperature: -20°C to +85°C
4. Storage Temperature: -40°C to +85°C

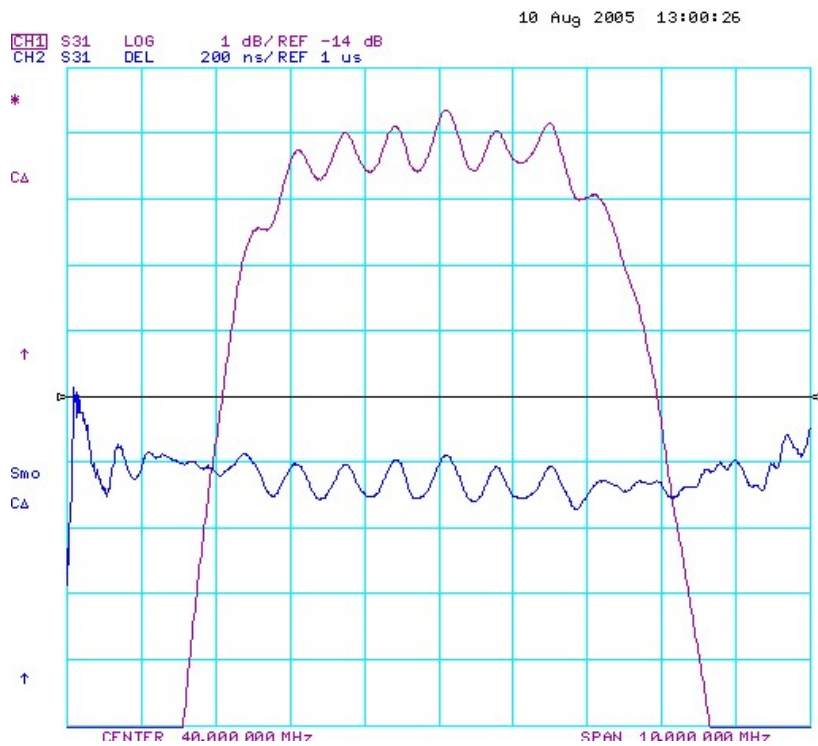
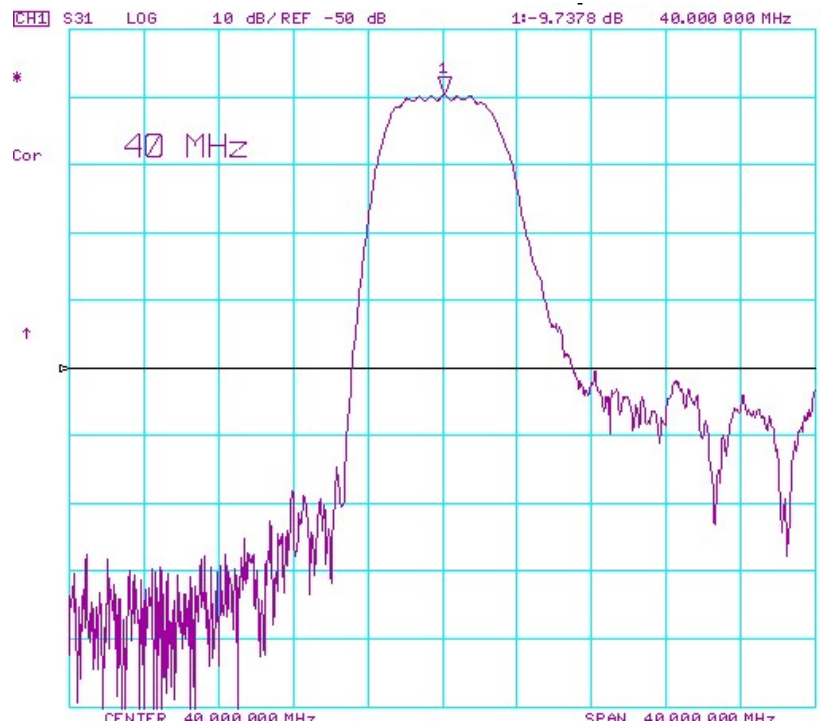
RoHS Compliant  
 Lead free  
 Lead-free soldering

### B. ELECTRICAL CHARACTERISTICS:

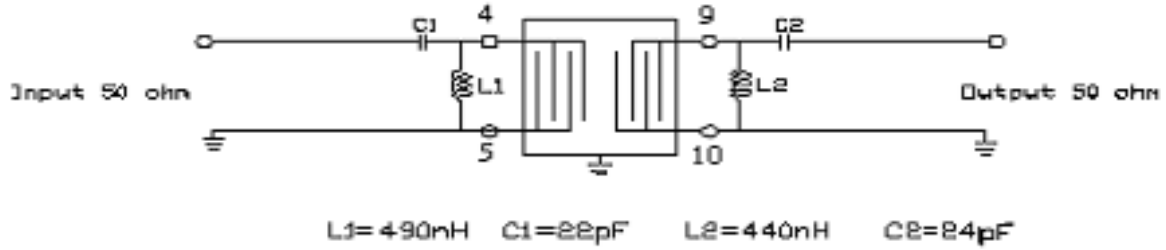
Item		Specification			
	Unit	Min.	Typ.	Max.	
Center Frequency	F <sub>c</sub>	MHz	-	40	-
Insertion Loss	IL <sub>min</sub>	dB	-	9.0	12.0
3dB Bandwidth		MHz	3.5	5.0	-
Passband Ripple (F <sub>c</sub> -1.75MHz~F <sub>c</sub> +1.75MHz)		dB		1.2	2.0
Group Delay Ripple (F <sub>c</sub> -1.75MHz~F <sub>c</sub> +1.75MHz)		nS		190	250
Stopband Attenuation(reference to IL <sub>min</sub> )					
F <sub>c</sub> ±5MHz		dB	20	35	-
27.5~32.5MHz		dB	31	42	-
47.5~52.5MHz		dB	31	42	-
0~30 MHz		dB	35	71	-
50~70 MHz		dB	35	43	-

Note: IL<sub>min</sub> is the minimum of the pass band attenuation. The center frequency F<sub>c</sub> is the mean value of the upper and lower frequencies at the 3dB filter attenuation level relative to the IL<sub>min</sub>.

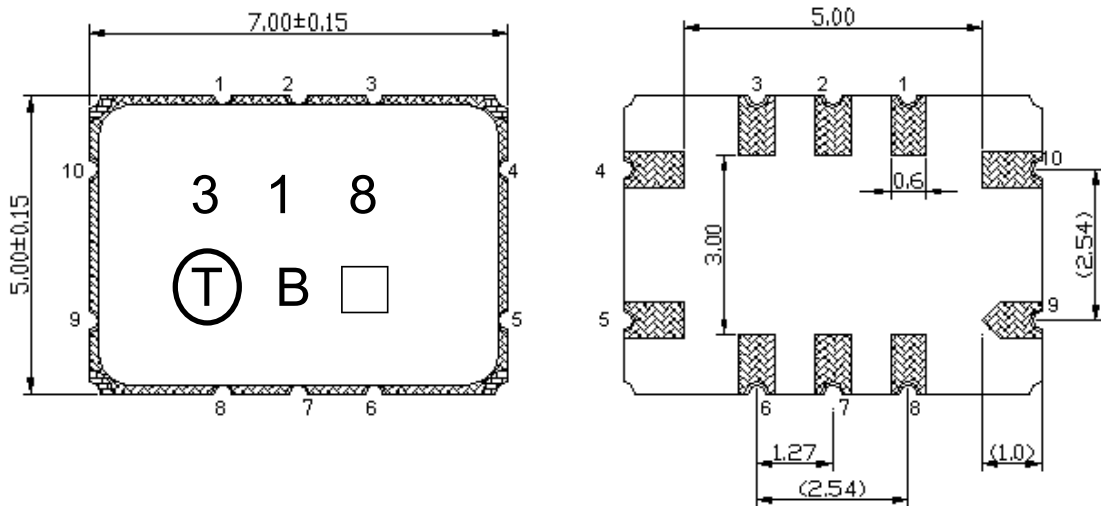
### C. Frequency Characteristics :



**D. MEASUREMENT CIRCUIT:**

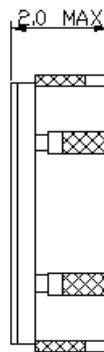


**E. OUTLINE DRAWING:**

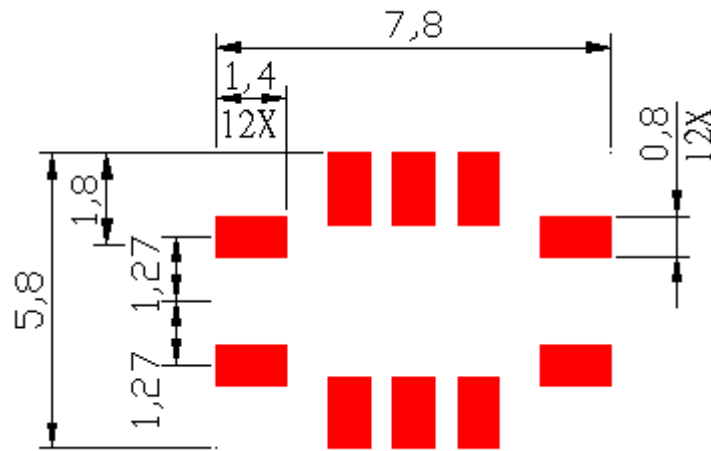


Pin configuration:

- 4: RF Input or Balance Input
- 5: RF Input Ground or Balance Input Return
- 9: RF Output or Balance Output
- 10: RF Output Ground or Balance Output Return
- 1,2,3,6,7,8: Ground
- : Date Code

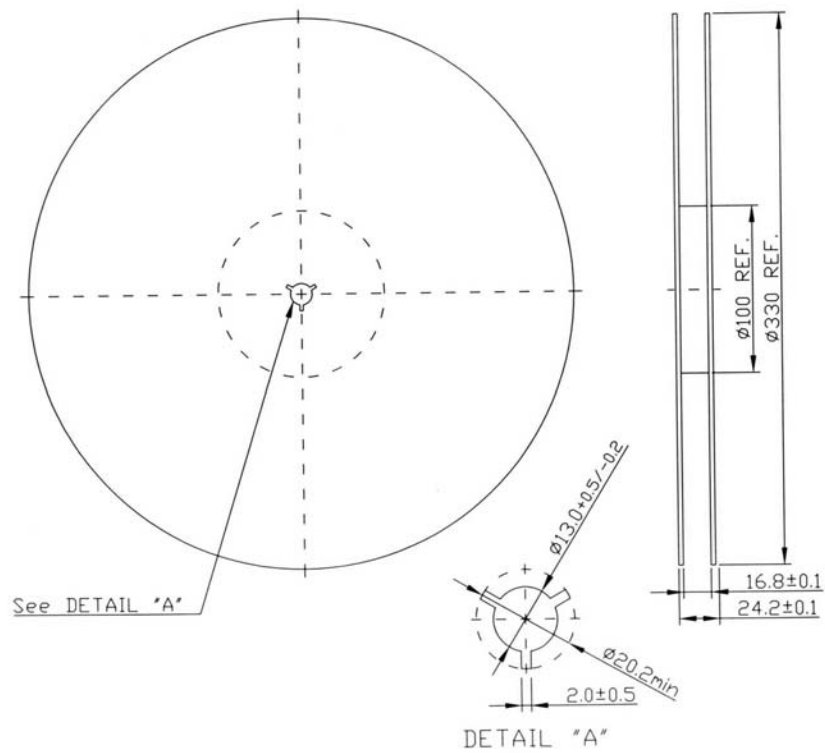


**F. PCB FOOTPRINT:**

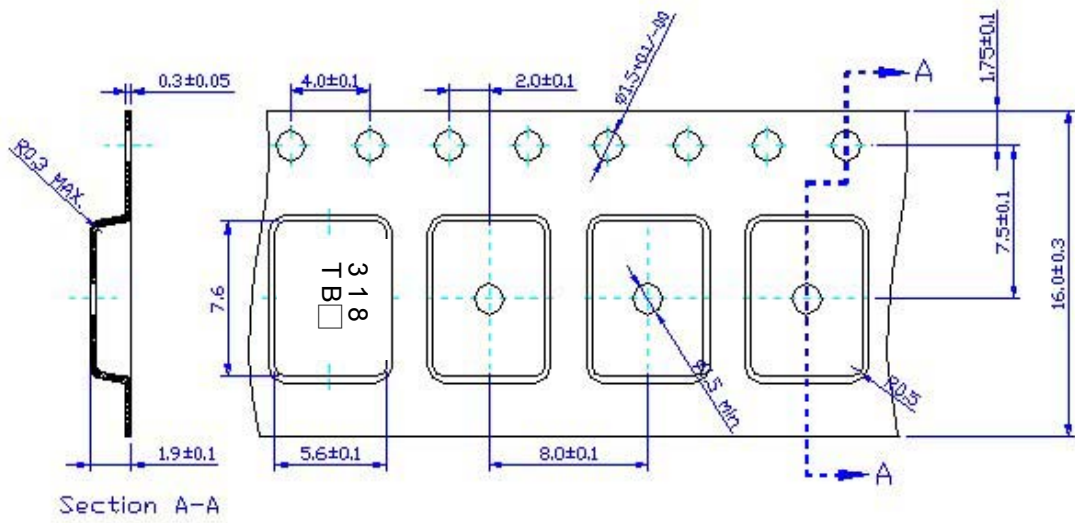


**G. PACKING:**

**1. REEL DIMENSION**



## 2. TAPE DIMENSION



单击下面可查看定价，库存，交付和生命周期等信息

[>>TAI-SAW\(台湾嘉硕\)](#)