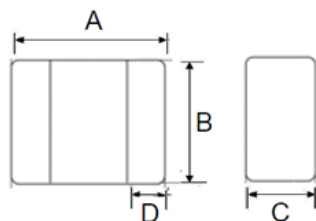


1. Features

1. This specification applies Low Profile Power Inductors.
2. 100% Lead(Pb) & Halogen-Free and RoHS compliant.
3. Operating Temperature:-40~+125°C (Including self-temperature rise)

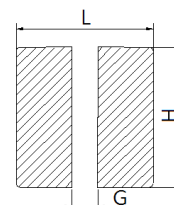


2. Dimensions



Size	A(mm)	B(mm)	C(mm)	D(mm)
252012	2.5±0.2	2.0±0.2	1.2 max	0.55±0.25

Recommended PC Board Pattern



L(mm)	G(mm)	H(mm)
2.8	1.2	2.0

3. Part Numbering

AWP **252012** **FW** - **2R2** **M**

A: Series
 B: Dimension
 C: Material
 D: Inductance
 E: Inductance Tolerance

Flat wire
 2R2=2.20uH
 M=±20%

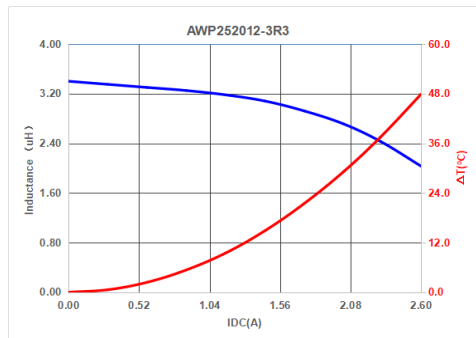
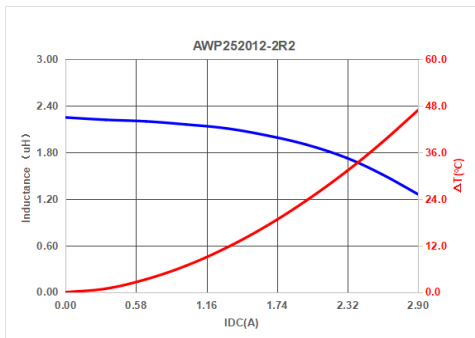
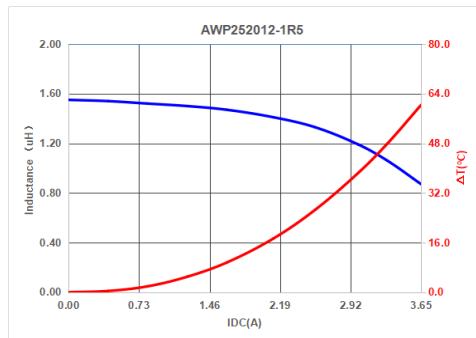
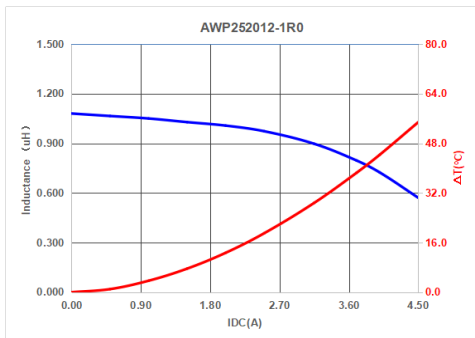
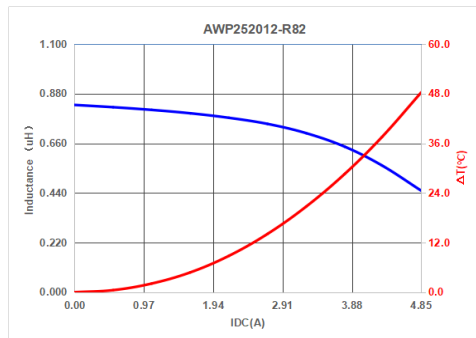
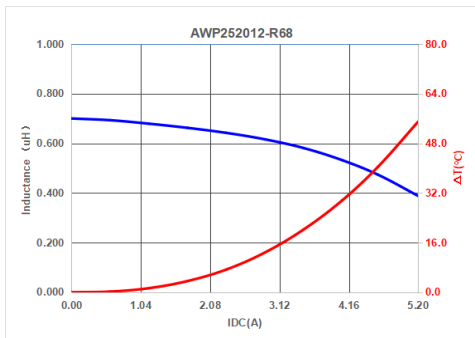
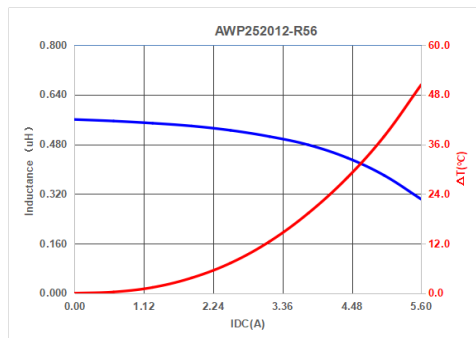
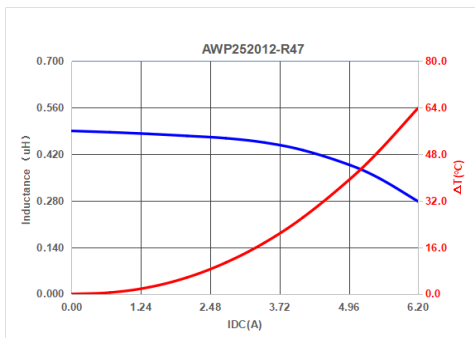
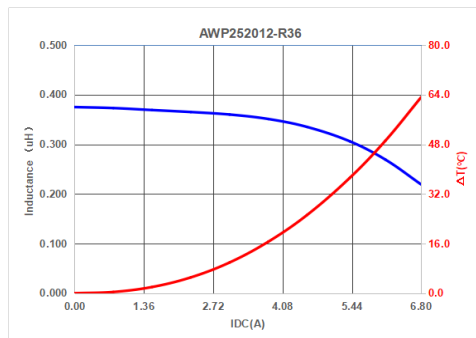
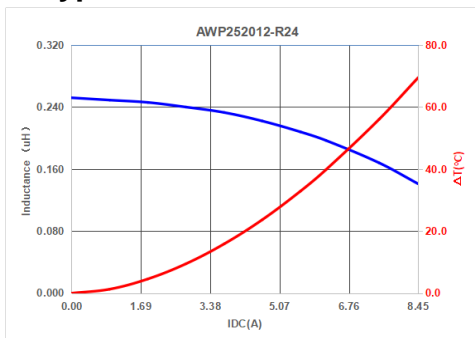
4. Specification

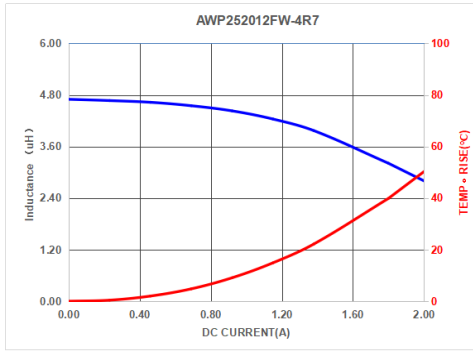
TAI-TECH Part Number	Inductance (uH)	Test Frequency (Hz)	I rms (A)		I sat (A)		DCR (mΩ)	
			typ.	max.	typ.	max.	typ.	max.
AWP252012FW-R24M	0.24±20%	1M/1V	6.2	5.5	7.5	6.5	15	18
AWP252012FW-R36M	0.36±20%	1M/1V	5.4	4.7	6.1	5.6	17	21
AWP252012FW-R47M	0.47±20%	1M/1V	5.0	4.4	5.5	4.6	21	25
AWP252012FW-R56M	0.56±20%	1M/1V	4.8	4.1	5.0	4.5	24	29
AWP252012FW-R68M	0.68±20%	1M/1V	4.5	3.9	4.6	4.0	28	34
AWP252012FW-R82M	0.82±20%	1M/1V	4.1	3.6	4.3	3.8	32	39
AWP252012FW-1R0M	1.00±20%	1M/1V	3.7	3.3	4.0	3.6	37	45
AWP252012FW-1R5M	1.50±20%	1M/1V	3.0	2.6	3.3	2.9	60	72
AWP252012FW-2R2M	2.20±20%	1M/1V	2.5	2.2	2.6	2.3	81	98
AWP252012FW-3R3M	3.30±20%	1M/1V	2.2	1.9	2.3	2.1	112	134
AWP252012FW-4R7M	4.70±20%	1M/1V	1.8	1.6	1.8	1.6	175	210

Note:

- 1.Isat : Saturation Current (Isat) will cause L0 to drop approximately 30%.
- 2.Irms : Heat Rated Current (Irms) will cause the coil temperature rise approximately ΔT of 40°C
- 3.Rated DC Current : The less value which is Irms or Isat.

5. Typical Performance Curves





单击下面可查看定价，库存，交付和生命周期等信息

[>>TAI-TECH\(台庆\)](#)