

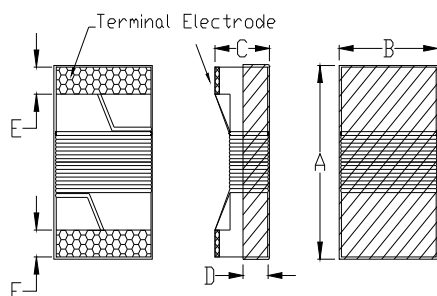
# High Frequency Winding Type Chip Inductor SWI0603V-SERIES

## 1. Features

1. Ceramic core wire wound construction.
2. No batch to batch variations in inductance
3. High Reliability due to ceramic wire wound construction.
4. High frequency application.
5. Small footprint as well as low profile.
6. 100% Lead(Pb) & Halogen-Free and RoHS compliant.
7. High reliability -Reliability tests comply with AEC-Q200
8. Operating temperature -55~+125°C (Including self - temperature rise)



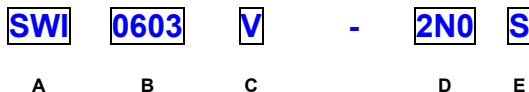
## 2. Dimensions



Size	A(mm)	B(mm)	C(mm)	D(mm)	E(mm)
SWI0603	1.80 max.	1.20 max.	1.20 max.	0.38 ref.	0.35±0.1

Unit:mm

## 3. Part Numbering

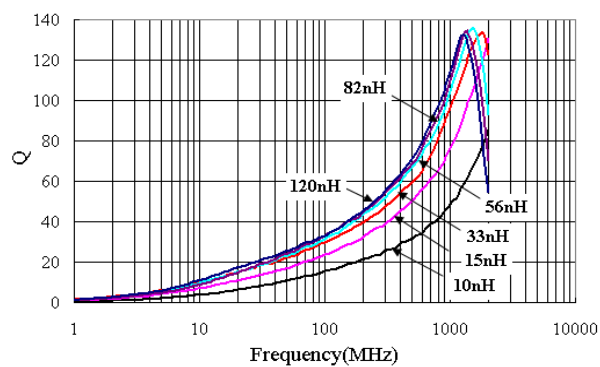
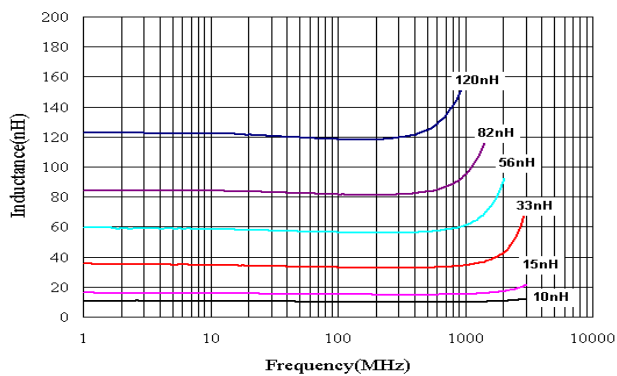


- A: Series  
 B: Dimension LxW  
 C: Category Code V=Vehicle  
 D: Inductance 2N0=2.0nH  
 E: Inductance Tolerance C=±0.2nH , S=±0.3nH , J=±5% , K=±10%

## 4. Specification

Part Number	Inductance (nH)	Tolerance	Test Frequency (Hz)	Q @ 250MHz min.	Rated Current (mA) max.	DCR (Ω) max.	SRF (MHz) min.
SWI0603V-2N0□	2.0	C,S	0.1V/250M	13	700	0.07	8000
SWI0603V-3N9□	3.9	C,S	0.1V/250M	22	700	0.07	6900
SWI0603V-4N7□	4.7	C,J,K	0.1V/250M	20	700	0.12	5800
SWI0603V-6N8□	6.8	C,J,K	0.1V/250M	27	700	0.08	5800
SWI0603V-8N2□	8.2	C,J,K	0.1V/250M	30	700	0.13	4200
SWI0603V-10N□	10	J,K	0.1V/250M	31	700	0.13	4800
SWI0603V-12N□	12	J,K	0.1V/250M	35	700	0.13	4000
SWI0603V-15N□	15	J,K	0.1V/250M	35	700	0.13	4000
SWI0603V-18N□	18	J,K	0.1V/250M	35	700	0.16	3100

Part Number	Inductance (nH)	Tolerance	Test Frequency (Hz)	Q @ 250MHz min.	Rated Current (mA) max.	DCR ( $\Omega$ ) max.	SRF (MHz) min.
SWI0603V-22N□	22	J,K	0.1V/250M	38	700	0.23	3000
SWI0603V-24N□	24	J,K	0.1V/250M	38	700	0.13	2800
SWI0603V-27N□	27	J,K	0.1V/250M	40	600	0.14	2800
SWI0603V-33N□	33	J,K	0.1V/250M	40	600	0.22	2300
SWI0603V-39N□	39	J,K	0.1V/250M	40	600	0.30	2200
SWI0603V-47N□	47	J,K	0.1V/200M	38	600	0.35	2000
SWI0603V-56N□	56	J,K	0.1V/200M	38	600	0.37	1900
SWI0603V-68N□	68	J,K	0.1V/200M	37	600	0.43	1700
SWI0603V-72N□	72	J,K	0.1V/150M	34	400	0.42	1700
SWI0603V-82N□	82	J,K	0.1V/150M	34	400	0.71	1700
SWI0603V-R10□	100	J,K	0.1V/150M	34	400	0.78	1400
SWI0603V-R12□	120	J,K	0.1V/150M	32	300	0.84	1300
SWI0603V-R15□	150	J,K	0.1V/150M	28	280	0.96	990
SWI0603V-R18□	180	J,K	0.1V/100M	25	240	1.52	990
SWI0603V-R22□	220	J,K	0.1V/100M	25	200	2.02	900
SWI0603V-R27□	270	J,K	0.1V/100M	24	170	2.36	900
SWI0603V-R33□	330	J,K	0.1V/100M	24	185	3.40	700
SWI0603V-R39□	390	J,K	0.1V/100M	24	100	3.60	900



单击下面可查看定价，库存，交付和生命周期等信息

[>>TAI-TECH\(台庆\)](#)