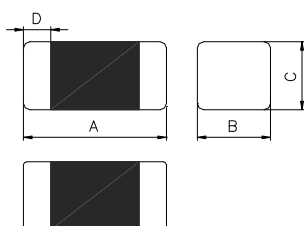


Features

1. Monolithic inorganic material construction.
2. Closed magnetic circuit avoids crosstalk.
3. S.M.T. type.
4. Suitable for reflow soldering.
5. Shapes and dimensions follow E.I.A. spec.
6. Available in various sizes.
7. Excellent solder ability and heat resistance.
8. High reliability. Reliability test meet AEC-Q200.
9. 100% Lead(Pb) & Halogen-Free and RoHS compliant.
10. Operating Temperature: -55~+125°C (Including self-temperature rise)



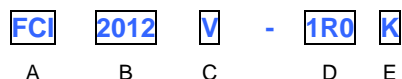
Dimensions



| Chip Size | |
|-----------|-----------------------|
| A | 2.00±0.20 |
| B | 1.25±0.20 |
| C | 0.85±0.20 1.25±0.20 |
| D | 0.50±0.30 |

Units: mm

Part Numbering



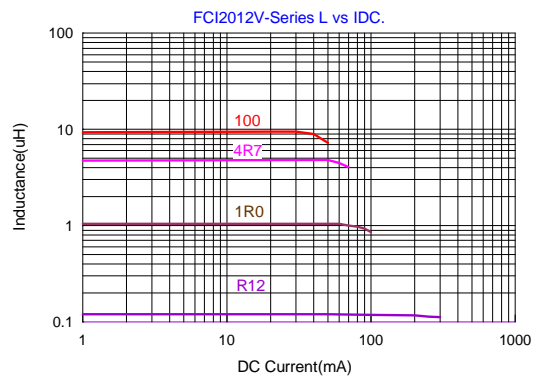
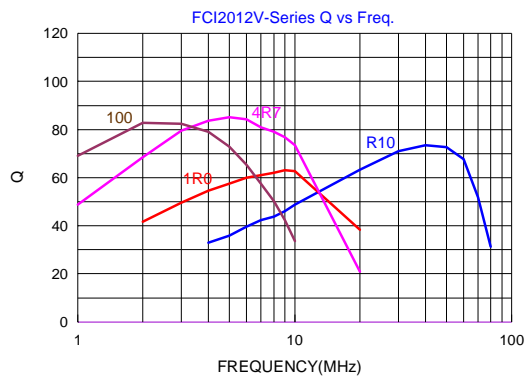
- A: Series
 B: Dimension L x W
 C: Category Code V=Vehicle
 D: Inductance 1R0=1.0uH
 E: Inductance Tolerance K=±10%, L=±15%, M=±20%

Specification

| Tai-Tech Part Number | Thickness C size (mm) | Inductance (uH) | Q min. | Test Frequency (MHz) | Rated Current (mA) max. | DC Resistance (Ohm) max. | SRF (MHz) min. |
|----------------------|-----------------------|-----------------|--------|----------------------|-------------------------|--------------------------|----------------|
| FCI2012V-47N□ | 0.85±0.2 | 0.047 | 15 | 50 | 300 | 0.20 | 320 |
| FCI2012V-R10□ | 0.85±0.2 | 0.10 | 20 | 25 | 250 | 0.30 | 235 |
| FCI2012V-R12□ | 0.85±0.2 | 0.12 | 20 | 25 | 250 | 0.30 | 220 |
| FCI2012V-R15□ | 0.85±0.2 | 0.15 | 20 | 25 | 250 | 0.40 | 200 |
| FCI2012V-R18□ | 0.85±0.2 | 0.18 | 20 | 25 | 250 | 0.40 | 185 |
| FCI2012V-R22□ | 0.85±0.2 | 0.22 | 20 | 25 | 250 | 0.50 | 170 |
| FCI2012V-R27□ | 0.85±0.2 | 0.27 | 20 | 25 | 250 | 0.50 | 150 |
| FCI2012V-R33□ | 0.85±0.2 | 0.33 | 20 | 25 | 250 | 0.55 | 145 |
| FCI2012V-R39□ | 0.85±0.2 | 0.39 | 25 | 25 | 200 | 0.65 | 135 |
| FCI2012V-R47□ | 1.25±0.2 | 0.47 | 25 | 25 | 200 | 0.65 | 125 |
| FCI2012V-R56□ | 1.25±0.2 | 0.56 | 25 | 25 | 150 | 0.75 | 115 |
| FCI2012V-R68□ | 1.25±0.2 | 0.68 | 25 | 25 | 150 | 0.80 | 105 |
| FCI2012V-1R0□ | 0.85±0.2 | 1.0 | 45 | 10 | 50 | 0.40 | 75 |
| FCI2012V-1R5□ | 0.85±0.2 | 1.5 | 45 | 10 | 50 | 0.50 | 60 |
| FCI2012V-1R8□ | 0.85±0.2 | 1.8 | 45 | 10 | 50 | 0.60 | 55 |
| FCI2012V-2R2□ | 0.85±0.2 | 2.2 | 45 | 10 | 30 | 0.65 | 50 |
| FCI2012V-2R7□ | 1.25±0.2 | 2.7 | 45 | 10 | 30 | 0.75 | 45 |
| FCI2012V-3R3□ | 1.25±0.2 | 3.3 | 45 | 10 | 30 | 0.80 | 41 |
| FCI2012V-4R7□ | 1.25±0.2 | 4.7 | 45 | 10 | 30 | 1.00 | 35 |
| FCI2012V-100□ | 1.25±0.2 | 10.0 | 45 | 2 | 15 | 1.15 | 24 |

□ : K=±10%,L=±15%,M=±20%

Q vs Frequency,DC Bias Characteristics(Typical)



单击下面可查看定价，库存，交付和生命周期等信息

[>>TAI-TECH\(台庆\)](#)