

Power Inductor

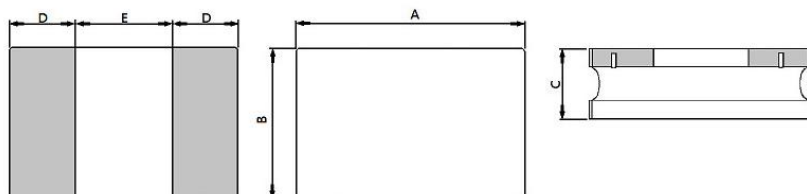
DFP322512BF-SERIES

1. Features

1. This specification applies Low Profile Power Inductors.
2. 100% Lead(Pb) & Halogen-Free and RoHS compliant.
3. Operating temperature : -40~+125°C (Including self - temperature rise).



2. Dimension



Series	A(mm)	B(mm)	C(mm)	D(mm)	E(mm)
DFP322512BF	3.2 ± 0.2	2.5 ± 0.2	1.2Max	1.0±0.2.	1.3±0.2.

Units: mm

3. Part Numbering

DFP
322512
BF
-
1R0
M

A B C D E

A: Series

B: Dimension

C: Lead Free

Material

D: Inductance

1R0=1.0uH

E: Inductance Tolerance

M=±20%

4. Specification

TAI-TECH Part Number	Inductance (uH)	Tolerance (%)	Test Frequency (Hz)	DCR (Ω) typ.	DCR (Ω) Max.	I sat (A)	I rms (A)
DFP322512BF-R33M	0.33	±20	1V/1M	0.020	0.025	6.00	4.70
DFP322512BF-R47M	0.47	±20	1V/1M	0.025	0.030	5.50	4.20
DFP322512BF-R68M	0.68	±20	1V/1M	0.032	0.038	4.80	4.00
DFP322512BF-1R0M	1.00	±20	1V/1M	0.038	0.045	4.20	3.40
DFP322512BF-1R5M	1.50	±20	1V/1M	0.052	0.063	3.30	2.90
DFP322512BF-2R2M	2.20	±20	1V/1M	0.077	0.092	2.80	2.40
DFP322512BF-3R3M	3.30	±20	1V/1M	0.105	0.126	2.30	2.10
DFP322512BF-4R7M	4.70	±20	1V/1M	0.160	0.190	2.00	1.60
DFP322512BF-6R8M	6.80	±20	1V/1M	0.230	0.276	1.60	1.40
DFP322512BF-100M	10.0	±20	1V/1M	0.350	0.420	1.30	1.00

Note:

Isat : Saturation Current (Isat) will cause L0 to drop approximately 30%.

Irms : Heat Rated Current (Irms) will cause the coil temperature rise approximately ΔT of 40°C.

Rated DC Current : The less value which is Irms or Isat.

Measurement board data

Irms

Material : FR4

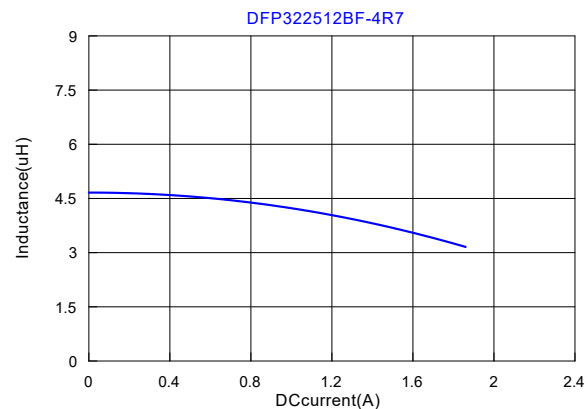
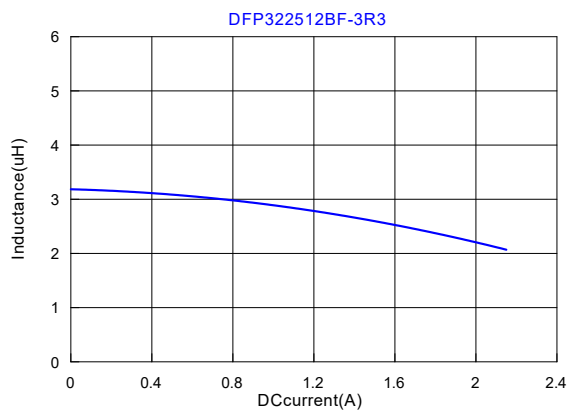
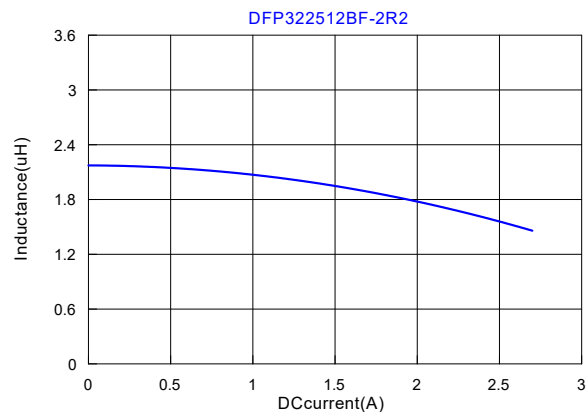
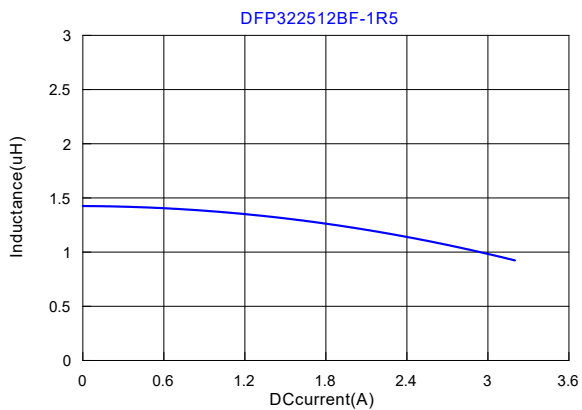
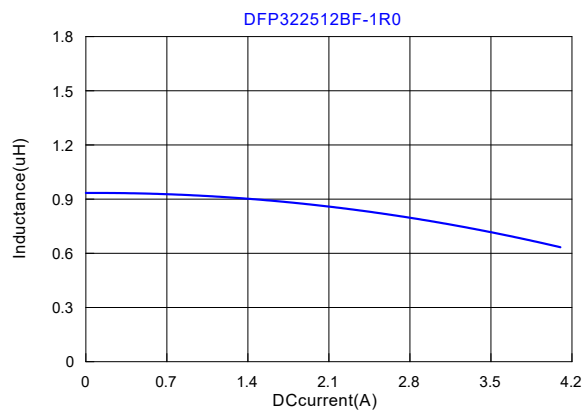
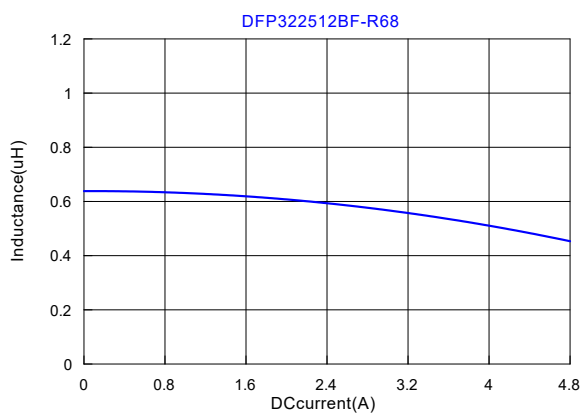
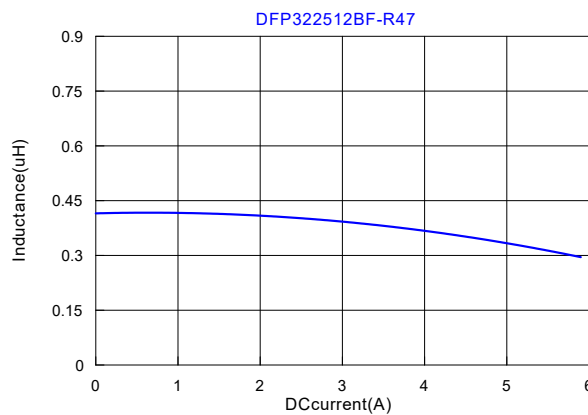
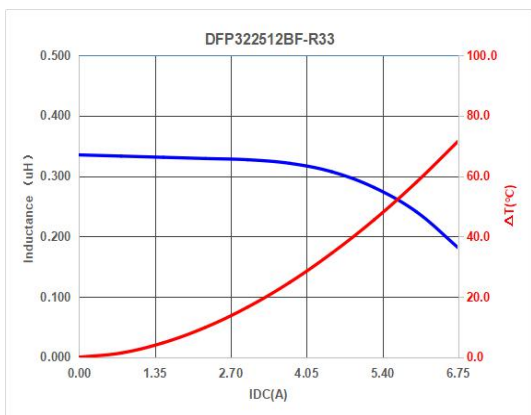
Board dimensions : 100 X 50 X 1.6t mm

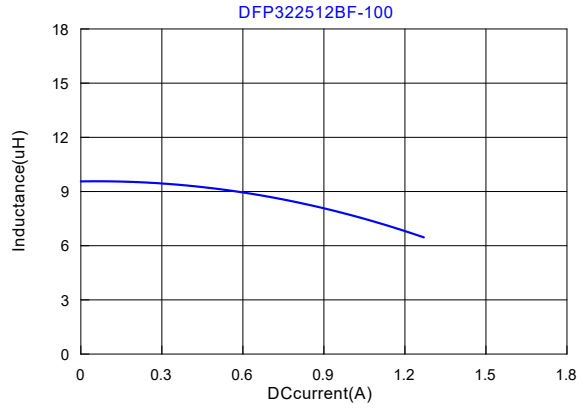
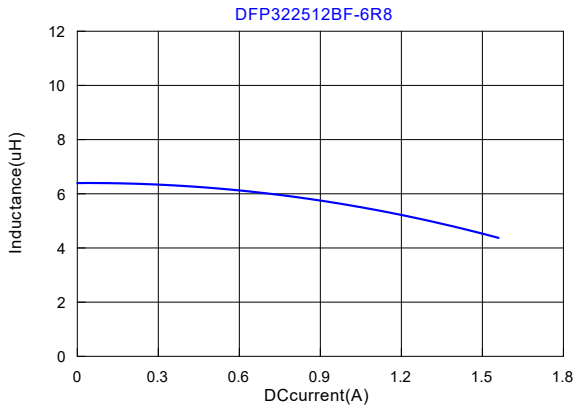
Pattern dimensions: 45 X 30 mm (Double side board)

Pattern thickness : 50 μm

www.tai-tech.com.tw

5. Typical Performance Curves





单击下面可查看定价，库存，交付和生命周期等信息

[>>TAI-TECH\(台庆\)](#)