

SMD Power Inductor

TMPC1265HPV-Serise(G)-D

1. Features

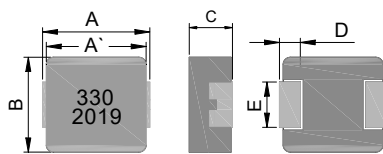
1. Carbonyl Powder.
2. Compact design.
3. High current · low DCR · high efficiency.
4. Very low acoustic noise and very low leakage flux noise.
5. High reliability.
6. 100% Lead(Pb)-Free and RoHS compliant.
7. High reliability -Reliability test complied to AEC-Q200.
8. Operating temperature -55~+125°C(Including self - temperature rise)



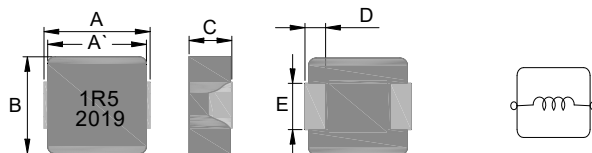
2. Applications

Note PC power system · incl. IMVP-6
DC/DC converter .

3. Dimensions

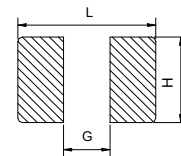


leadframe



non-leadframe

Recommend PC Board Pattern




Series	A(mm)	A'(mm)	B(mm)	C(mm)	D(mm)	E(mm)
TMPC1265HPV	13.5±0.5	12.5±0.3	12.5±0.3	6.2±0.3	2.3±0.3	4.7±0.3

L(mm)	G(mm)	H(mm)
14.2	8.0	5.0

Note: 1. The above PCB layout reference only.
2. Recommend solder paste thickness at 0.15mm and above.

4. Part Numbering



- A: Series
- B: Dimension
- C: Type
- D: Inductance
- E: Inductance Tolerance
- F: Code
- BxC
- HP:H:Carbonyl Powder,P:PAD broaden.vehicle.
- 330=33.0uH
- K=±10%, L=±15%, M=±20%, N=±25%, Y=±30%
- Marking: Black.330 and 2019(20 YY, 19 WW, follow production date).

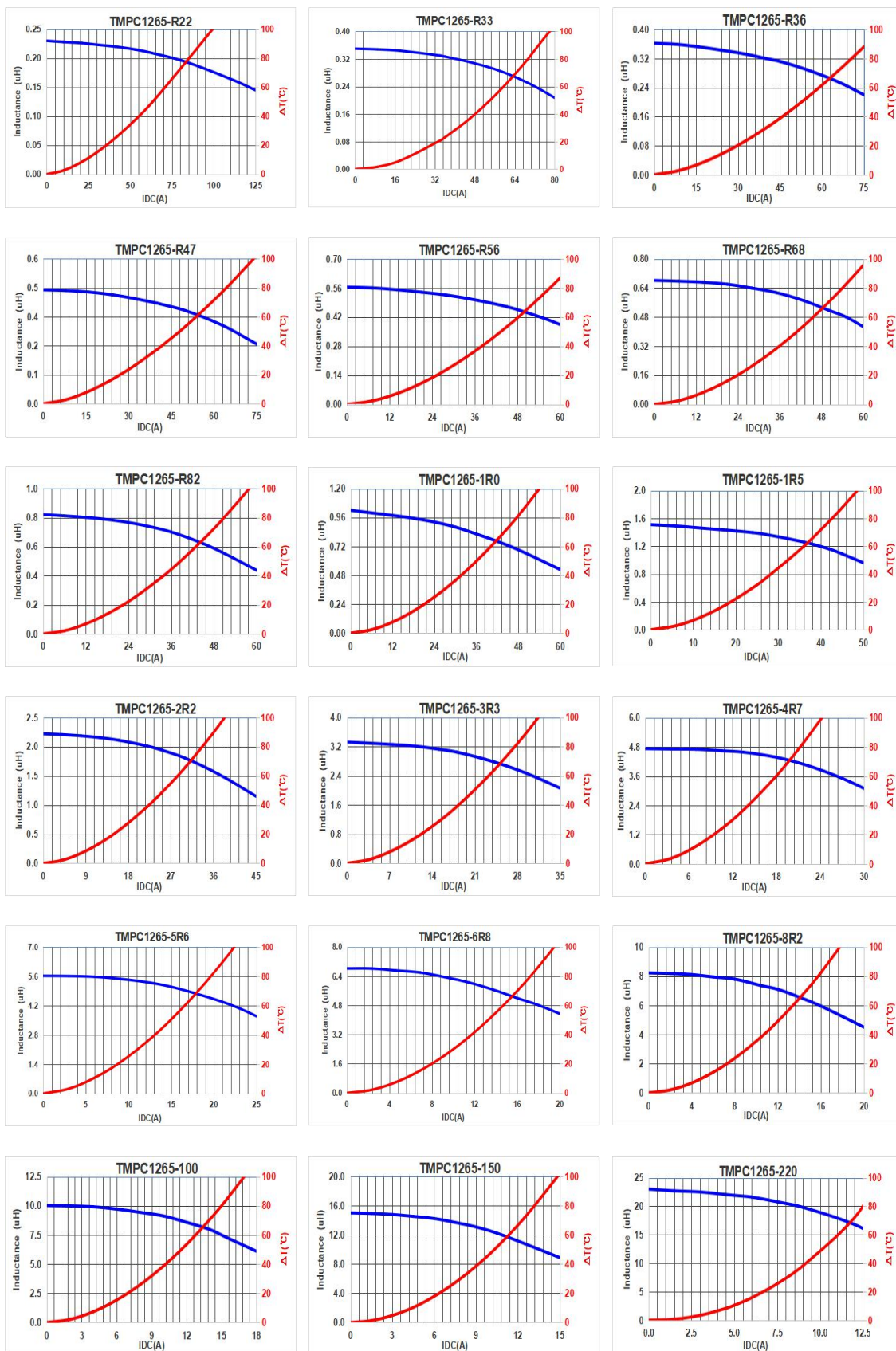
5. Specification

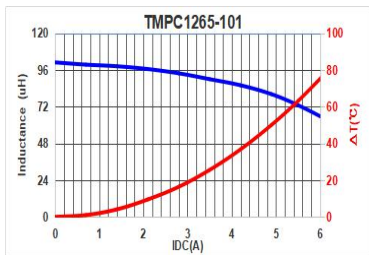
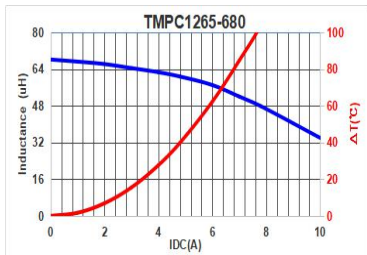
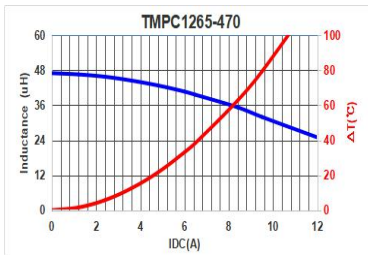
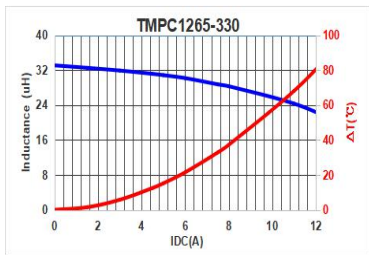
Part Number	Inductance L0 (uH)±20%	I rms (A)	I sat (A)	DCR (mΩ) Typ. @25°C	DCR (mΩ) Max. @25°C	Type
TMPC1265HPV-R22MG-D	0.22	53	112	0.47	0.60	non-leadframe
TMPC1265HPV-R33MG-D	0.33	46	68	0.65	0.8	non-leadframe
TMPC1265HPV-R36MG-D	0.36	45	66	0.7	0.9	non-leadframe
TMPC1265HPV-R47MG-D	0.47	41	63	0.9	1.2	non-leadframe
TMPC1265HPV-R56MG-D	0.56	37	58	1.05	1.2	non-leadframe
TMPC1265HPV-R68MG-D	0.68	35	55	1.25	1.5	non-leadframe
TMPC1265HPV-R82MG-D	0.82	33	50	1.5	1.9	non-leadframe
TMPC1265HPV-1R0MG-D	1.00	30	48	1.7	2.3	non-leadframe
TMPC1265HPV-1R5MG-D	1.50	27	45	2.5	3.0	non-leadframe
TMPC1265HPV-2R2MG-D	2.20	22	37	3.8	4.2	leadframe
TMPC1265HPV-3R3MG-D	3.30	18	30	5.7	6.8	leadframe
TMPC1265HPV-4R7MG-D	4.70	13.5	28	7.0	8.4	leadframe
TMPC1265HPV-5R6MG-D	5.60	12.5	23	8.5	10	leadframe
TMPC1265HPV-6R8MG-D	6.80	11.5	18	9.5	11.5	leadframe
TMPC1265HPV-8R2MG-D	8.20	10.5	16	12	15.5	leadframe
TMPC1265HPV-100MG-D	10.0	10.0	15.5	13.2	16.5	leadframe
TMPC1265HPV-150MG-D	15.0	9	13	23.2	28	leadframe
TMPC1265HPV-220MG-D	22.0	9	12	32.5	37	leadframe
TMPC1265HPV-330MG-D	33.0	8	11	48	58	leadframe
TMPC1265HPV-470MG-D	47.0	6.5	9.5	76	90	leadframe
TMPC1265HPV-680MG-D	68.0	4.8	7.8	110	130	leadframe
TMPC1265HPV-101MG-D	100	4.2	5.5	145	165	leadframe

Note:

1. Test frequency : Ls : 100KHz /1.0V.
2. All test data referenced to 25°C ambient.
3. Testing Instrument(or equ) : L: HP4284A,CH11025,CH3302,CH1320,CH1320S LCR METER / Rdc:CH16502,Agilent33420A MICRO OHMMETER.
4. Heat Rated Current (Irms) will cause the coil temperature rise approximately ΔT of 40°C
5. Saturation Current (Isat) will cause L0 to drop approximately30%.
6. The part temperature (ambient + temp rise) should not exceed 125°Cunder worst case operating conditions.Circuit design,component,PCB trace size and thickness,airflow and other cooling provisions all affect the part temperature. Part temperature should be verified in the end application.
7. Special inquiries besides the above common used types can be met on your requirement.

6. Typical Performance Curves





单击下面可查看定价，库存，交付和生命周期等信息

[>>TAI-TECH\(台庆\)](#)