

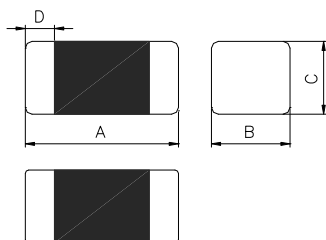
1.Features

- 1.Low DC resistance structure of electrode to prevent wasteful electric power consumption.
- 2.Suitable for reflow soldering.
- 3.Excellent solder ability and heat resistance.
- 4.100% Lead(Pb) & Halogen-Free and RoHS compliant.



Certificate
of
GreenPartner

2. Dimensions



Chip Size				
Series	A(mm)	B(mm)	C(mm)	D(mm)
160808	1.60±0.15	0.80±0.15	0.80±0.15	0.30±0.20
201210	2.00±0.20	1.25±0.20	1.00 max.	0.50±0.30
201610	2.00±0.20	1.60±0.20	1.00 max.	0.50±0.30
252010	2.50±0.20	2.00±0.20	1.00 max.	0.50±0.30

3. Part Numbering

CPI **252010** **I** **F** - **2R2** **M** - **1A3**

A B C D E F G

A: Series
B: Dimension
C: Category Code
D: Material
E: Inductance
F: Inductance Tolerance
G: Rated Current

Lead Free Material

2R2=2.2uH

M=±20%

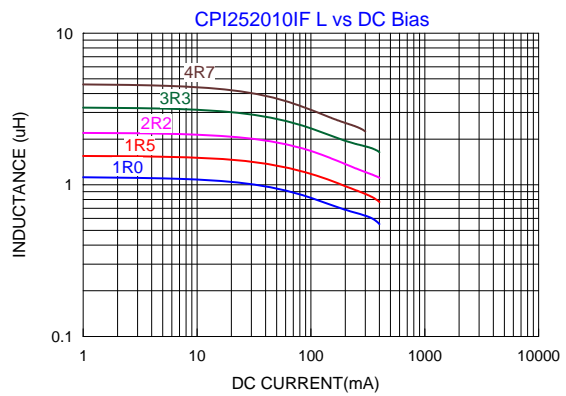
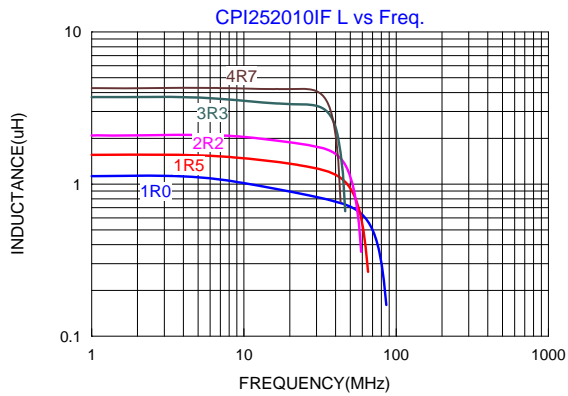
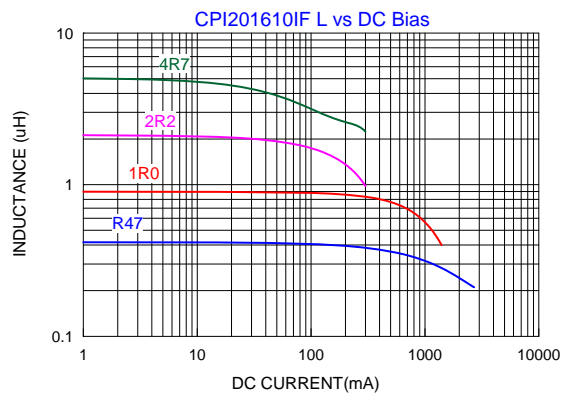
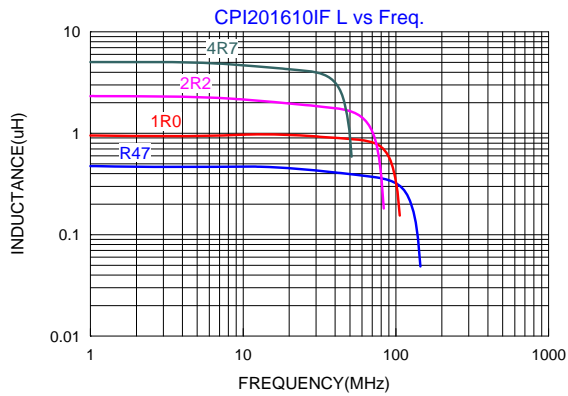
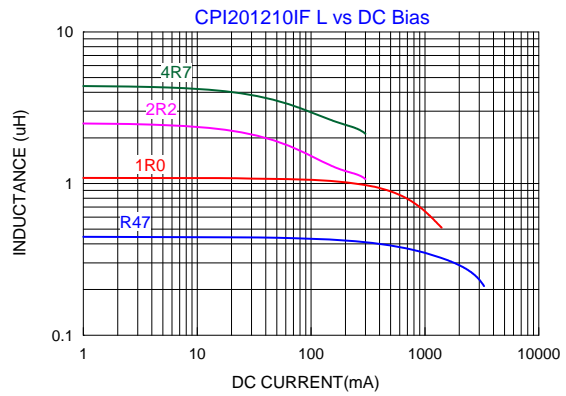
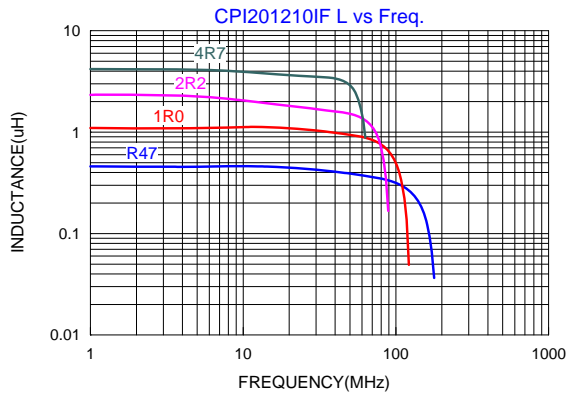
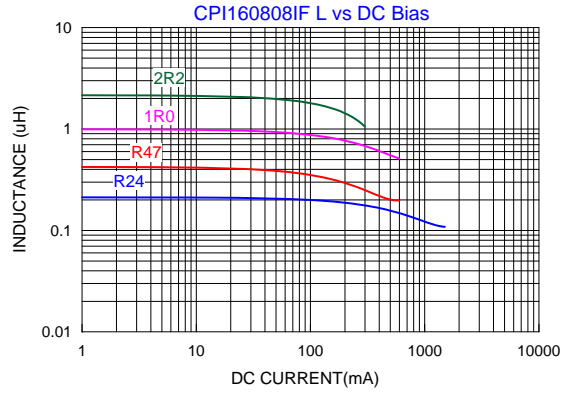
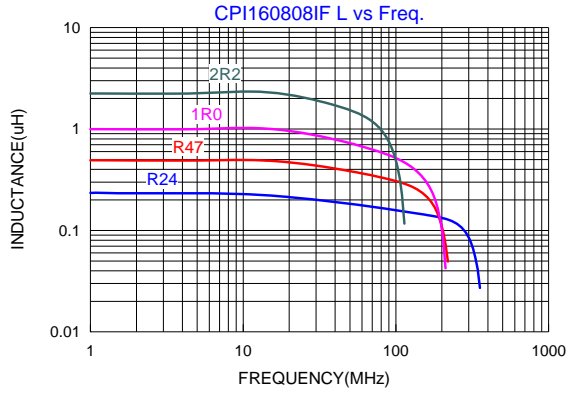
1A3=1300mA

4.Specification

Tai-Tech Part Number	Inductance(uH)	Test Frequency (Hz)	Rated Current (mA) max.	DCR (Ω)	SRF (MHz) min.
CPI160808IF-R24M-1A2	0.24±20%	1M / 60mV	1200	0.10±25%	90
CPI160808IF-R47M-1A2	0.47±20%	1M / 60mV	1200	0.10±25%	70
CPI160808IF-1R0M-0A9	1.0±20%	1M / 60mV	950	0.20±25%	60
CPI160808IF-2R2M-0A7	2.2±20%	1M / 60mV	750	0.30±25%	50
CPI201210IF-R47M-1A2	0.47±20%	1M / 60mV	1200	0.075±25%	100
CPI201210IF-1R0M-0A9	1.0±20%	1M / 60mV	900	0.12±25%	50
CPI201210IF-2R2M-0A8	2.2±20%	1M / 60mV	800	0.17±25%	50
CPI201210IF-4R7M-0A7	4.7±20%	1M / 60mV	700	0.23±25%	40
CPI201610IF-R47M-1A6	0.47±20%	1M / 60mV	1600	0.06±25%	80
CPI201610IF-1R0M-1A3	1.0±20%	1M / 60mV	1300	0.10±25%	70
CPI201610IF-2R2M-1A1	2.2±20%	1M / 60mV	1100	0.12±25%	40
CPI201610IF-4R7M-0A9	4.7±20%	1M / 60mV	900	0.16±25%	20
CPI252010IF-1R0M-1A5	1.0±20%	1M / 60mV	1500	0.07±25%	60
CPI252010IF-1R5M-1A4	1.5±20%	1M / 60mV	1400	0.08±25%	50
CPI252010IF-2R2M-1A3	2.2±20%	1M / 60mV	1300	0.08±25%	40
CPI252010IF-3R3M-1A2	3.3±20%	1M / 60mV	1200	0.10±25%	30
CPI252010IF-4R7M-1A1	4.7±20%	1M / 60mV	1100	0.12±25%	25

- Rated current: specifies that self-heat generation is below 40°C during DC loaded
- In compliance with EIA 595.

Typical Inductance v.s. Frequency Curve



单击下面可查看定价，库存，交付和生命周期等信息

[>>TAI-TECH\(台庆\)](#)