

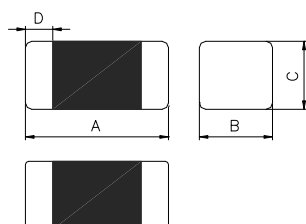
Features

1. Monolithic inorganic material construction.
2. Closed magnetic circuit avoids crosstalk.
3. S.M.T. type.
4. Suitable for reflow soldering.
5. Shapes and dimensions follow E.I.A. spec.
6. Available in various sizes.
7. Excellent solder ability and heat resistance.
8. High reliability. Reliability test meet AEC-Q200.
9. 100% Lead(Pb) & Halogen-Free and RoHS compliant.
10. Operating Temperature: -55~+125°C (Including self-temperature rise)



Certificate
of
Green Partner

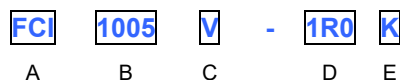
Dimensions



Chip Size	
A	1.00±0.10
B	0.50±0.10
C	0.50±0.10
D	0.25±0.10

Units: mm

Part Numbering



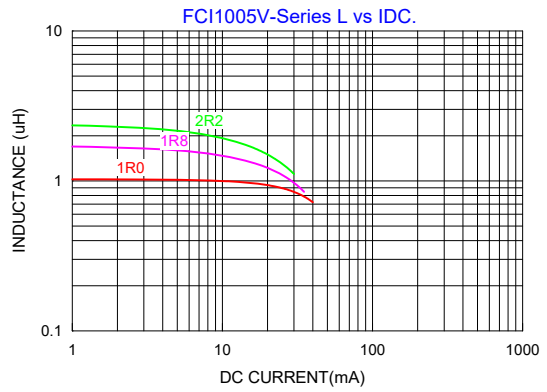
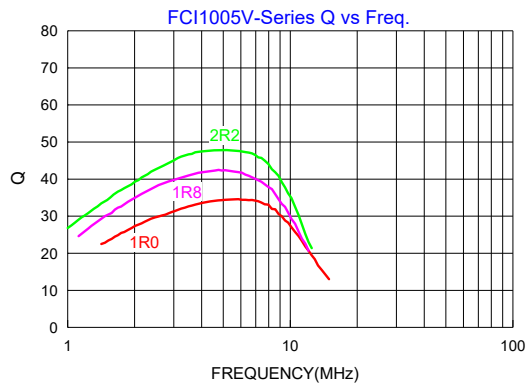
- A: Series
 B: Dimension L x W
 C: Category Code V=Vehicle
 D: Inductance 1R0=1.0uH
 E: Inductance Tolerance K=±10%, L=±15%, M=±20%

Specification

Tai-Tech Part Number	Inductance		Q		Rated Current (mA) max.	DCR (Ω) max.	SRF (MHz) min.
	uH	Test Frequency (Hz)	min.	Test Frequency (MHz)			
FCI1005V-1R0□	1.0	60mV / 10M	20	10	15	0.90	40
FCI1005V-1R8□	1.8	60mV / 10M	20	10	15	1.45	30
FCI1005V-2R2□	2.2	60mV / 10M	20	10	10	1.70	28

NOTE: □:TOLERANCE K=±10%,L=±15%,M=±20%

Q vs Frequency,DC Bias Characteristics(Typical)



单击下面可查看定价，库存，交付和生命周期等信息

[>>TAI-TECH\(台庆\)](#)