

Telecoil-antennas Inductor

PAS6420V-SERIES

1. Features

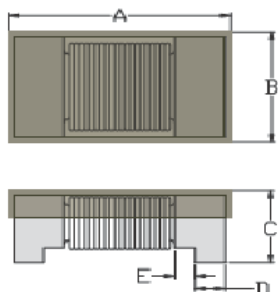
1. Hearing Aid Compatibility-/Telecoil-antennas;
2. PAS6420V-series realizes small size and low profile. 6.4x2.3x2.0 mm.
3. 100% Lead(Pb) & Halogen-Free and RoHS compliant.
4. Meets the T3/T4 FCC requirements(HAC-Act) acc. ANSI C63.19
5. High reliability -Reliability tests comply with AEC-Q200
6. Operating temperature -55~+125°C (Including self - temperature rise)



2. Applications

1. T-coil/HAC-coil for hearing and aid compatible cell phones .
2. Decoupling in RF and IF-circuit .
3. Transponder antenna .

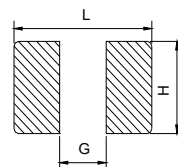
3. Dimensions



Size	A(mm)	B(mm)	C(mm)	D(mm)	E(mm)
PAS6420V	6.4±0.3	2.3±0.2	1.8±0.2	0.9 ref.	0.5 ref.

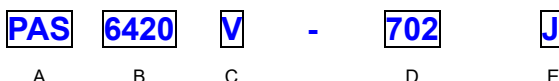
Unit:mm

Recommend PC Board Pattern



L(mm)	G(mm)	H(mm)
7.0	4.6	2.0

4. Part Numbering



A: Series
 B: Dimension
 C: Category Code
 D: Inductance
 E: Inductance Tolerance

L x H
 V=Vehicle
 702=7000 uH
 K=±10%, J=±5%

5. Specification

Part Number	Inductance (uH)	f _{L0} (kHz)	SRF KHz(min)	RDC(Ω) MAX	Rated current (mA)Max.
PAS6420V-522J	5200±5%	125	520	113	30
PAS6420V-622J	6200±5%	125	488	123	30
PAS6420V-702J	7000±5%	125	420	125	20
PAS6420V-722K	7200±10%	125	450	130	15

Note:

1. Test frequency : Inductor(L) : 125KHz /0.1V;
2. All test data referenced to 25°C ambient.
3. Testing Instrument : L/Q: Agilent-4192A, Agilent-16334A ; Irms:CH3302,CH1320 ; SRF: Agilent-4291B ; Rdc: Agilent-34420A
4. Rated Current will cause the coil temperature rise approximately Δt of 20°C .

单击下面可查看定价，库存，交付和生命周期等信息

[>>TAI-TECH\(台庆\)](#)