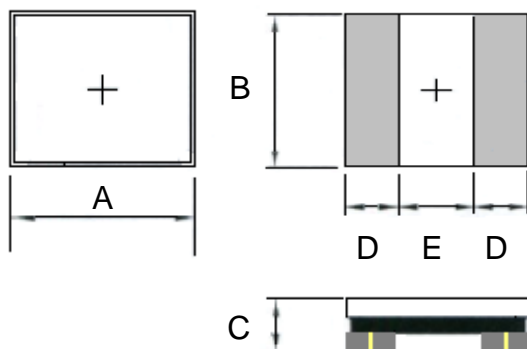


## 1. Features

1. This specification applies Low Profile Power Inductors.
2. 100% Lead(Pb) & Halogen-Free and RoHS compliant.



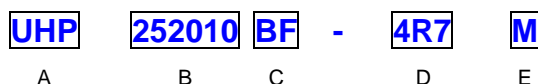
## 2. Dimension



Series	A(mm)	B(mm)	C(mm)	D(mm)	E(mm)
UHP252010BF	2.5 -0.1/+0.2	2.0 -0.1/+0.2	1.0max.	0.85 ref.	0.80 ref.

Units: mm

## 3. Part Numbering



A: Series

B: Dimension

C: Lead Free

Material

D: Inductance

4R7=4.7uH

E: Inductance Tolerance

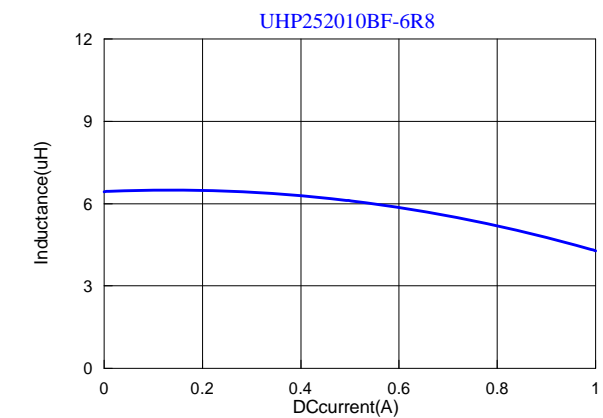
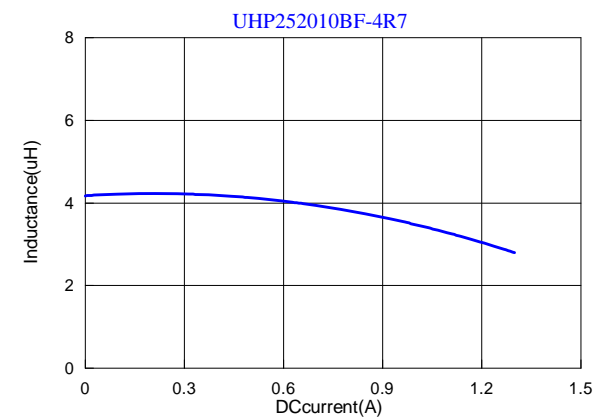
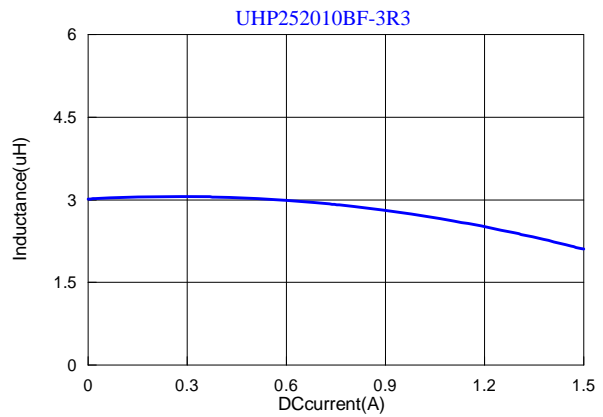
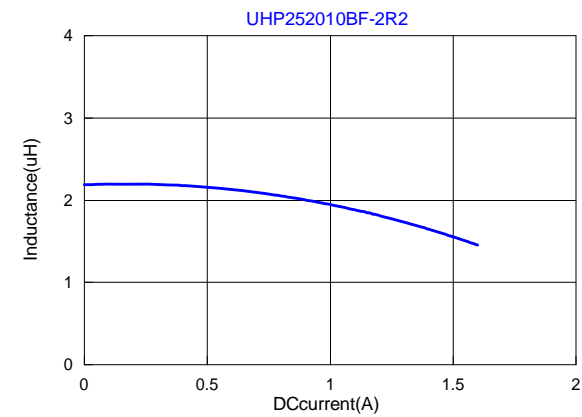
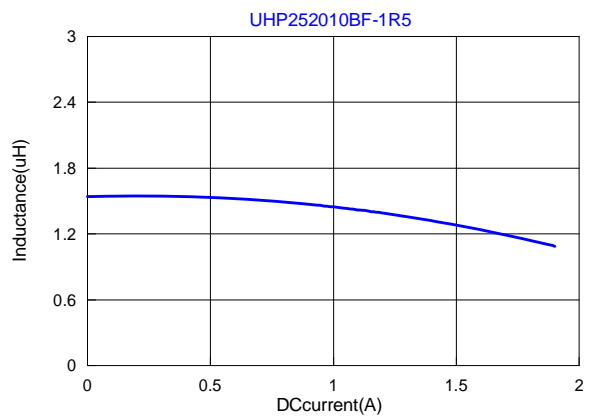
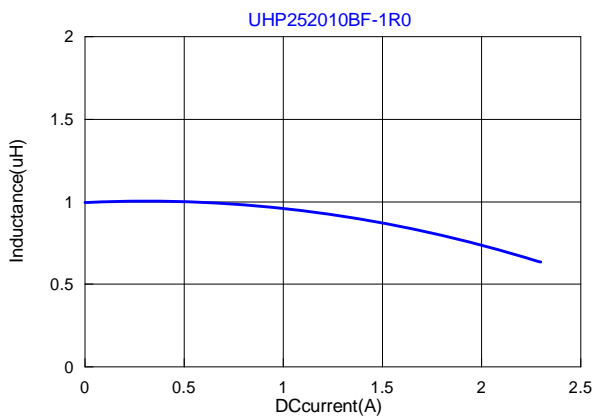
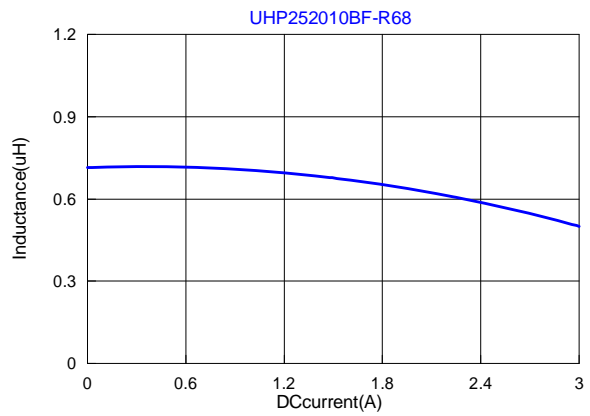
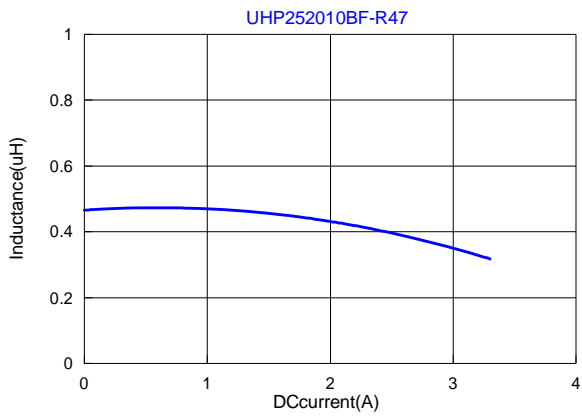
M=±20% Y=±30%

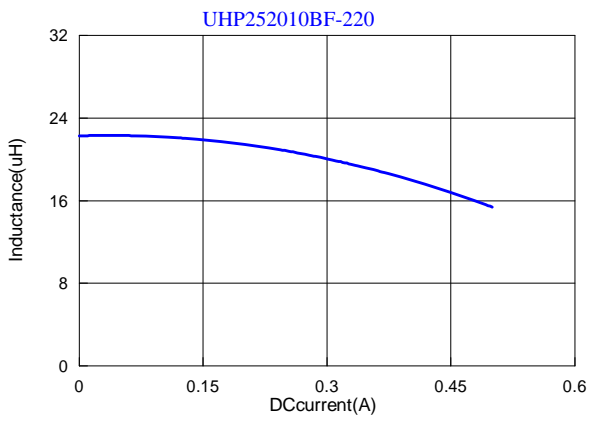
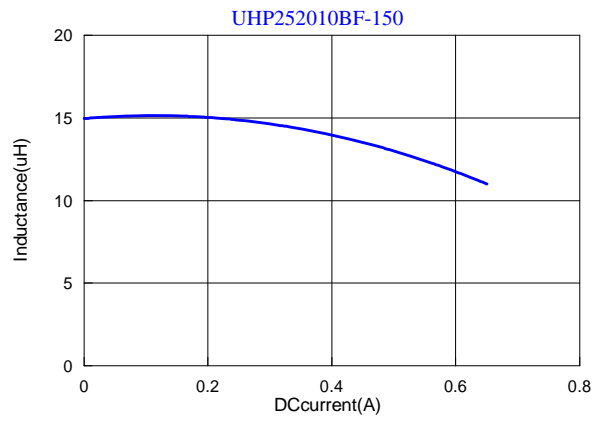
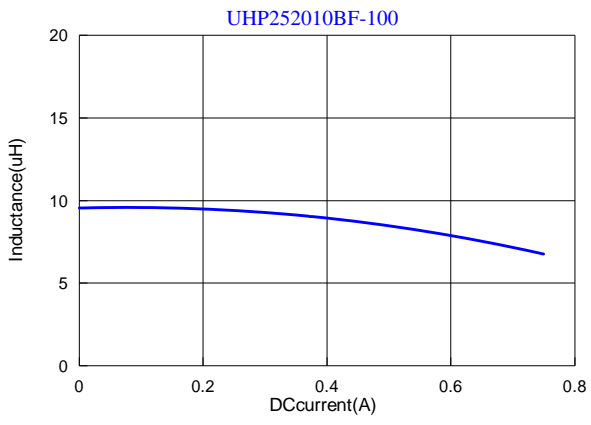
## 4. Specification

TAI-TECH Part Number	Inductance (uH)	Tolerance (%)	Test Frequency (Hz)	DCR (Ω) ±20%	I sat (A) typ.	I sat (A) Max.	I rms (A) typ	I rms (A) Max.
UHP252010BF-R47Y	0.47	±30%	0.1V/1M	0.030	2.85	2.57	2.80	2.50
UHP252010BF-R68Y	0.68	±30%	0.1V/1M	0.039	2.70	2.45	2.45	2.20
UHP252010BF-1R0Y	1.0	±30%	0.1V/1M	0.055	2.45	2.05	2.20	1.80
UHP252010BF-1R5Y	1.5	±30%	0.1V/1M	0.090	1.80	1.70	1.70	1.55
UHP252010BF-2R2M	2.2	±20%	0.1V/1M	0.114	1.60	1.55	1.55	1.40
UHP252010BF-3R3M	3.3	±20%	0.1V/1M	0.170	1.30	1.10	1.25	1.10
UHP252010BF-4R7M	4.7	±20%	0.1V/1M	0.250	1.10	0.95	1.05	0.92
UHP252010BF-6R8M	6.8	±20%	0.1V/1M	0.370	0.95	0.80	0.85	0.76
UHP252010BF-100M	10	±20%	0.1V/1M	0.470	0.75	0.65	0.75	0.67
UHP252010BF-150M	15	±20%	0.1V/1M	0.750	0.55	0.45	0.55	0.50
UHP252010BF-220M	22	±20%	0.1V/1M	1.120	0.50	0.40	0.50	0.45

Note:

Isat : Based on inductance change ( $\Delta L/L0 : \leq 30\%$ ) @ ambient temp. 25°CI rms : Based on temperature rise ( $\Delta T : 40^\circ\text{C}$ .) Max





单击下面可查看定价，库存，交付和生命周期等信息

[>>TAI-TECH\(台庆\)](#)