

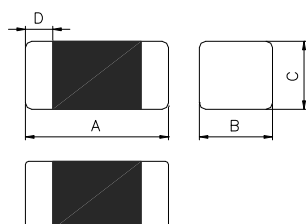
Features

1. Monolithic inorganic material construction.
2. Closed magnetic circuit avoids crosstalk.
3. S.M.T. type.
4. Suitable for reflow soldering.
5. Shapes and dimensions follow E.I.A. spec.
6. Available in various sizes.
7. Excellent solder ability and heat resistance.
8. High reliability. Reliability test meet AEC-Q200.
9. 100% Lead(Pb) & Halogen-Free and RoHS compliant.
10. Operating Temperature: -55~+125°C (Including self-temperature rise)



Certificate
of
Green Partner

Dimensions



Chip Size	
A	1.60±0.15
B	0.80±0.15
C	0.80±0.15
D	0.30±0.20

Units: mm

Part Numbering

FCI 1608 V - 1R8 K
A B C D E

A: Series
 B: Dimension L x W
 C: Category Code V=Vehicle
 D: Inductance 1R8=1.8uH
 E: Inductance Tolerance K=±10%, L=±15%, M=±20%

Specification

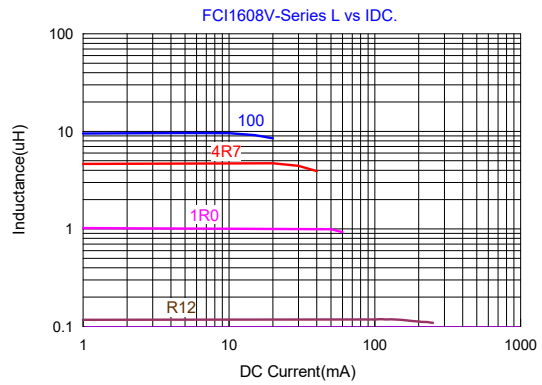
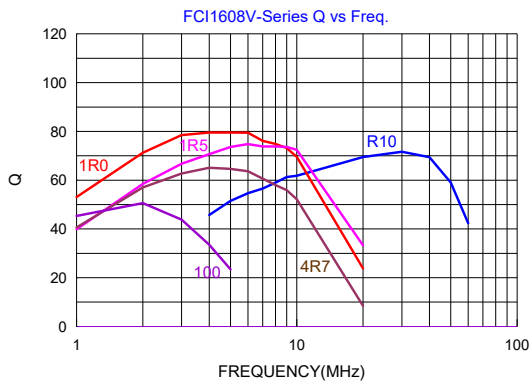
Tai-Tech Part Number	Inductance		Q		Rated Current (mA) max.	DCR (Ω) max.	SRF (MHz) min.
	uH	Test Frequency (Hz)	min.	Test Frequency (MHz)			
FCI1608V-47N□	0.047	60mV / 50M	10	50	50	0.30	260
FCI1608V-68N□	0.068	60mV / 50M	10	50	50	0.30	250
FCI1608V-82N□	0.082	60mV / 50M	10	50	50	0.30	245
FCI1608V-R10□	0.10	60mV / 25M	15	25	50	0.50	240
FCI1608V-R12□	0.12	60mV / 25M	15	25	50	0.50	205
FCI1608V-R15□	0.15	60mV / 25M	15	25	50	0.60	180
FCI1608V-R18□	0.18	60mV / 25M	15	25	50	0.60	165
FCI1608V-R22□	0.22	60mV / 25M	15	25	50	0.80	150
FCI1608V-R27□	0.27	60mV / 25M	15	25	50	0.80	136
FCI1608V-R33□	0.33	60mV / 25M	15	25	35	0.85	125
FCI1608V-R39□	0.39	60mV / 25M	15	25	35	1.00	110
FCI1608V-R47□	0.47	60mV / 25M	15	25	35	1.35	105

NOTE: □: TOLERANCE K=±10%, L=±15%, M=±20%

Tai-Tech Part Number	Inductance		Q		Rated Current (mA) max.	DCR (Ω) max.	SRF (MHz) min.
	uH	Test Frequency (Hz)	min.	Test Frequency (MHz)			
FCI1608V-R56□	0.56	60mV / 25M	15	25	35	1.55	95
FCI1608V-R68□	0.68	60mV / 25M	15	25	35	1.70	80
FCI1608V-R82□	0.82	60mV / 25M	15	25	35	2.10	75
FCI1608V-1R0□	1.00	60mV / 10M	30	10	25	0.60	70
FCI1608V-1R5□	1.50	60mV / 10M	30	10	25	0.80	55
FCI1608V-1R8□	1.80	60mV / 10M	30	10	25	0.95	50
FCI1608V-2R2□	2.20	60mV / 10M	30	10	15	1.15	45
FCI1608V-3R3□	3.30	60mV / 10M	30	10	15	1.55	38
FCI1608V-4R7□	4.70	60mV / 10M	30	10	15	2.10	33
FCI1608V-100□	10.0	60mV / 2M	30	2	15	2.55	17

NOTE: □:TOLERANCE K=±10%,L=±15%,M=±20%

Q vs Frequency,DC Bias Characteristics(Typical)



单击下面可查看定价，库存，交付和生命周期等信息

[>>TAI-TECH\(台庆\)](#)