

Wire Wound Type Common Mode Filter

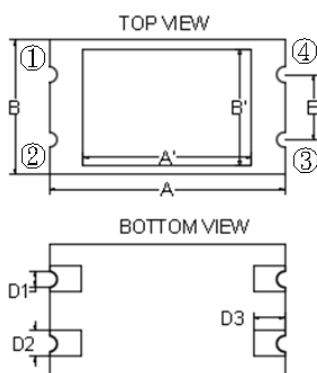
ACM9152-SERIES-Z

1. Features

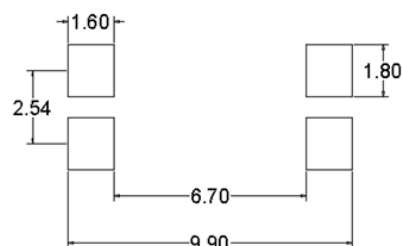
1. Best filter for countering the common-mode noise resulting from data signal processing by PCs, phone equipment, etc.
2. SMD-type designed for surface mounting.
3. 100% Lead(Pb) & Halogen-Free and RoHS compliant.
4. High reliability -Reliability tests comply with AEC-Q200
5. Operating temperature-40~+105°C (Including self - temperature rise)



2. Dimension



Recommended PC Board Pattern



Series	A(mm)	A'(mm)	B(mm)	B'(mm)	C(mm)	C'(mm)	D1(mm)	D2(mm)	D3(mm)	E(mm)
ACM9152-Z44	9.10±0.20	4.50±0.20	5.17±0.20	3.20±0.20	3.90±0.20	2.80±0.20	0.60±0.10	1.00±0.10	1.20±0.10	2.50±0.20

Series	A(mm)	A'(mm)	B(mm)	B'(mm)	C(mm)	C'(mm)	D1(mm)	D2(mm)	D3(mm)	E(mm)
ACM9152-Z46	9.10±0.20	6.50±0.30	5.17±0.20	4.50±0.20	3.80±0.20	2.70±0.20	0.60±0.10	1.00±0.10	1.20±0.10	2.50±0.20

3. Part Numbering

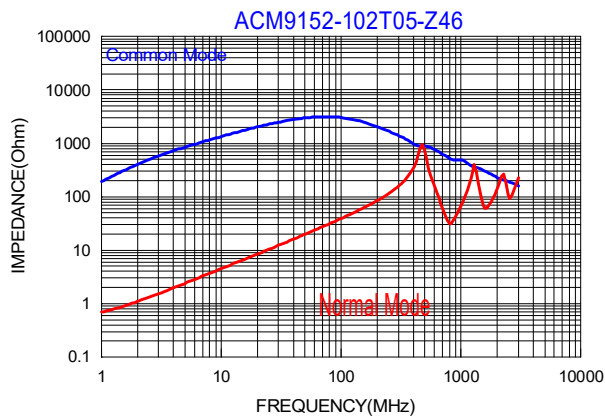
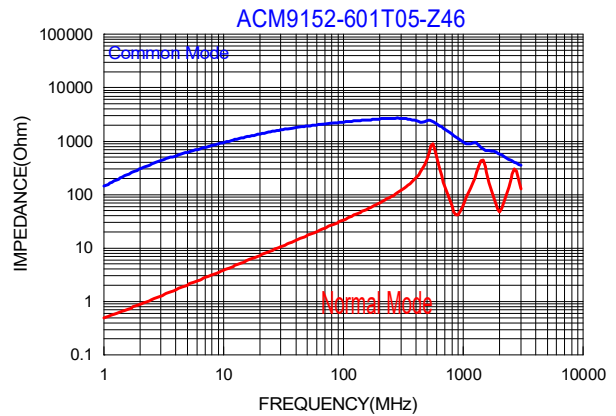
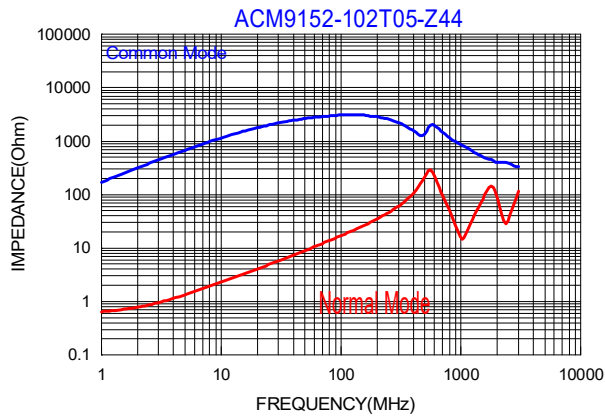
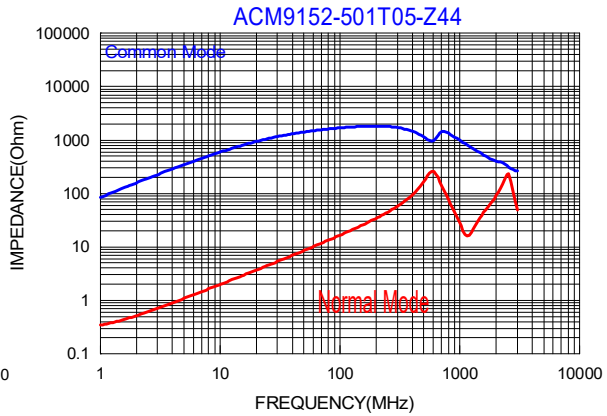
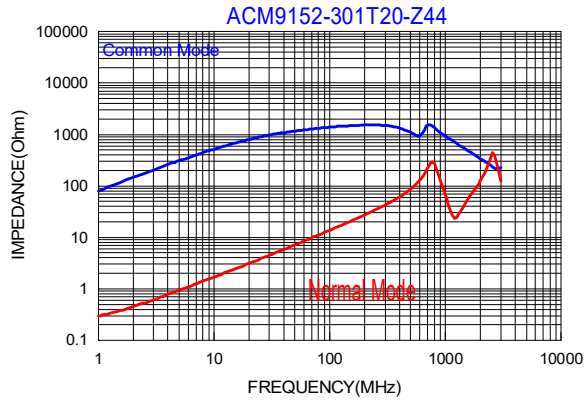
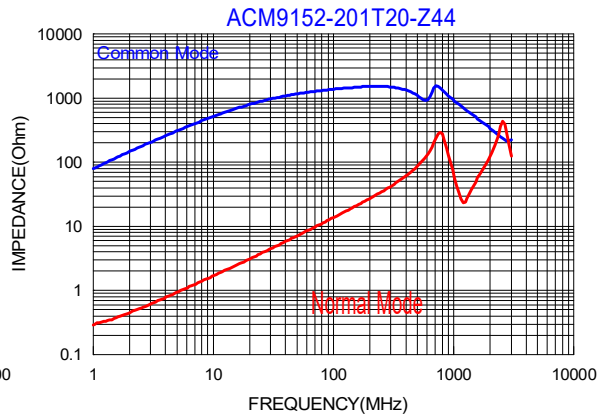
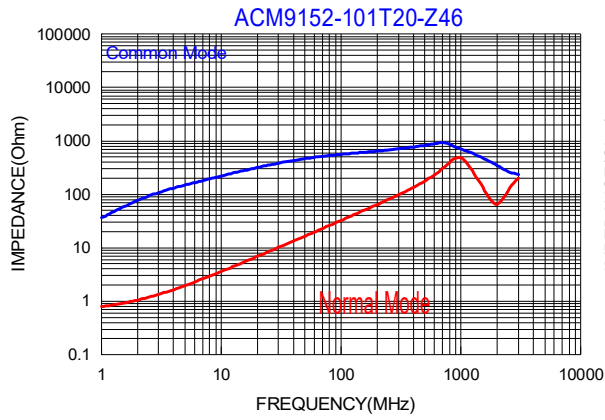
ACM
9152
-
501
T
05
-
Z44

A B C D E F

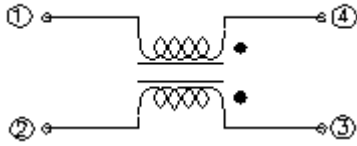
- A: Series
 B: Dimension
 C: Impedance 501=500(Ω)
 D: Packaging T=Taping and Reel
 E: Rated Current 05=0.5(A)
 F: Control S/N

4. Specification

TAI-TECH Part Number	Common mode Impedance (Ω)	Test Frequency (MHz)	DC Resistance (Ω) max.	Rated Current (A) max.	Rated Volt. (Vdc) max.	Withstand Volt. (Vdc) max.	IR (Ω) min.
ACM9152-101T20-Z46	100 min	20 to 100	0.10	2.0	50	250	100M
ACM9152-201T20-Z44	200 min	20 to 300	0.12	2.0	50	125	100M
ACM9152-301T20-Z44	300 min	6 to 20	0.12	2.0	50	125	100M
ACM9152-501T05-Z44	500 min,1000typ.	10	0.15	0.5	80	200	100M
ACM9152-102T05-Z44	1000 min,2000typ.	10	0.25	0.5	80	200	100M
ACM9152-601T05-Z46	600 min,1000typ	10	0.25	0.5	80	200	100M
ACM9152-102T05-Z46	1000 min,2000typ	10	0.30	0.5	80	200	100M



5. Schematic Diagram



单击下面可查看定价，库存，交付和生命周期等信息

[>>TAI-TECH\(台庆\)](#)