

High Current Ferrite Chip Bead(Lead Free)

HFZ3216PF-SERIES

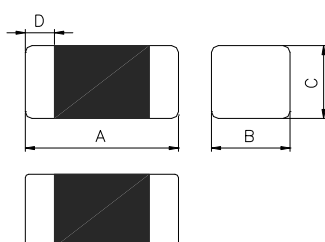
1. Features

1. Monolithic inorganic material construction.
2. Closed magnetic circuit avoids crosstalk.
3. Suitable for reflow soldering.
4. Shapes and dimensions follow E.I.A. spec.
5. High Current Bead Low RDC
6. Excellent solder ability and heat resistance.
7. High reliability.
8. 100% Lead(Pb) & Halogen-Free and RoHS compliant.
9. Low DC resistance structure of electrode to prevent wasteful electric power consumption.
10. Operating Temperature : -55~+125°C (Including self-temperature rise)



Certificate
of
Green Partner

2. Dimensions



Chip Size	
A	3.20±0.20
B	1.60±0.20
C	1.10±0.20
D	0.50±0.30

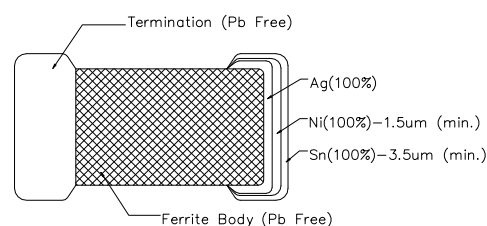
Units: mm

3. Part Numbering

HFZ
3216
PF
-
500
T
120

A: Series
 B: Dimension
 C: Material
 D: Impedance
 E: Packaging
 F: Rated Current

L x W
 Lead Free Material
 500=50Ω
 T=Taping and Reel, B=Bulk(Bags)
 120=12000mA

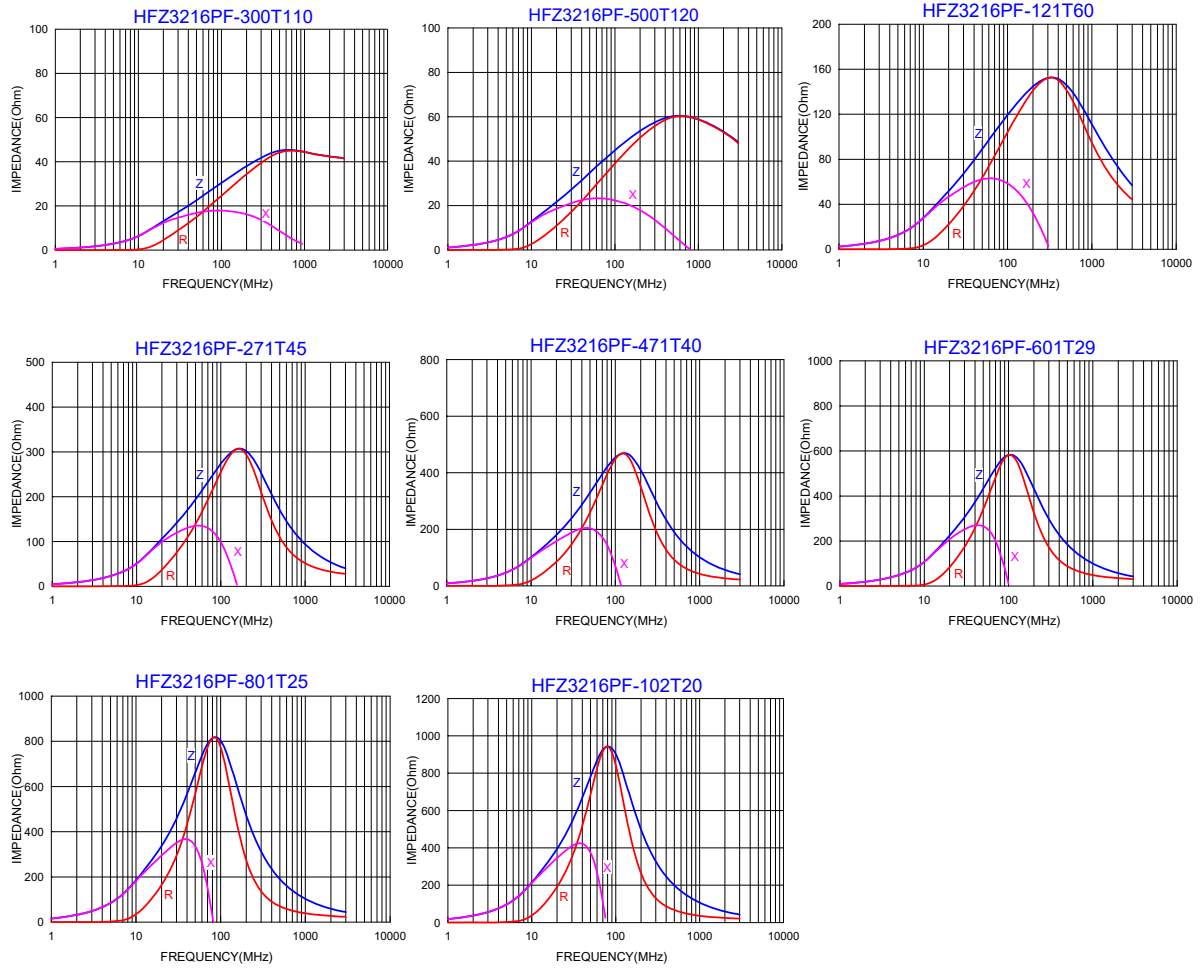


4. Specification

Tai-Tech Part Number	Impedance (Ω)	Test Frequency (Hz)	DC Resistance (Ω) max.	Rated Current (mA) max.
HFZ3216PF-300T110	30±25%	60mV/100M	0.0025	11000
HFZ3216PF-500T120	50±25%	60mV/100M	0.0025	12000
HFZ3216PF-121T60	120±25%	60mV/100M	0.0090	6000
HFZ3216PF-271T45	270±25%	60mV/100M	0.0160	4500
HFZ3216PF-471T40	470±25%	60mV/100M	0.0200	4000
HFZ3216PF-601T29	600±25%	60mV/100M	0.0380	2900
HFZ3216PF-801T25	800±25%	60mV/100M	0.0500	2500
HFZ3216PF-102T20	1000±25%	60mV/100M	0.0750	2000

● Rated current: based on temperature rise test

Impedance Frequency Characteristics(Typical)



单击下面可查看定价，库存，交付和生命周期等信息

[>>TAI-TECH\(台庆\)](#)