

SMD Power Inductor

TMPF0703AV-Series(N)-ABD

1. Features

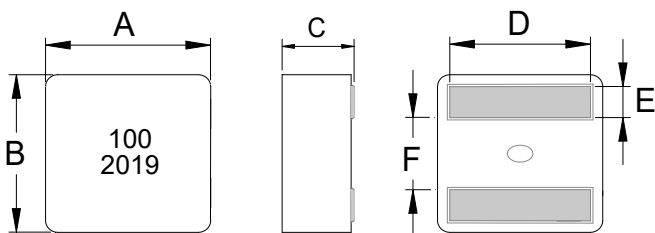
1. Soft saturation.
2. High current , low DCR , high efficiency.
3. Very low acoustic noise and very low leakage flux noise.
4. High reliability.
5. 100% Lead(Pb)-Free and RoHS compliant.
6. High reliability -Reliability test meet AEC-Q200.
7. Operating temperature -55~+155°C(Including self - temperature rise)



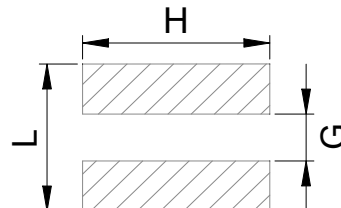
2. Applications

Note PC power system , incl. IMVP-6
DC/DC converter .

3. Dimensions



Recommend PC Board Pattern



L(mm)	G(mm)	H(mm)
7.4 ref	2.8 ref	7.2 ref


Note: 1、 The above PCB layout reference only.
2、 Recommend solder paste thickness at 0.15mm and above.

Series	A (mm)	B (mm)	C (mm)	D (mm)	E (mm)	F (mm)
TMPF0703AV**-ABD	8.40±0.30	8.00±0.30	2.90±0.20	See Spec Table	1.75±0.20	3.15±0.25

4. Part Numbering



- A: Series
 - B: Dimension
 - C: Type
 - D: Inductance
 - E: Inductance Tolerance
 - F: Code
- BxC
 Material.
 100=10.0uH
 M=±20%
 Marking: Black.100 and 2019(20YY, 19 WW, follow production date).
 AB:oversize



DCR Test

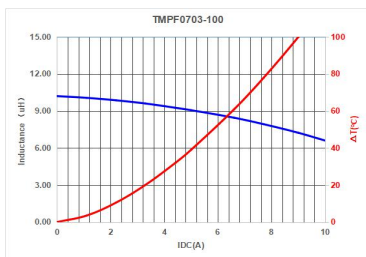
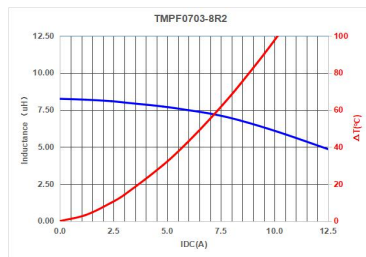
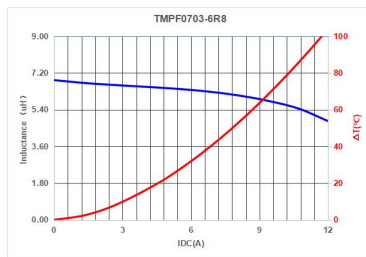
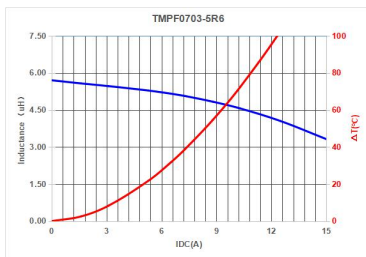
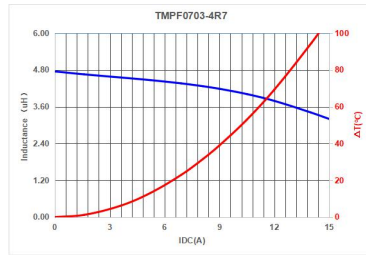
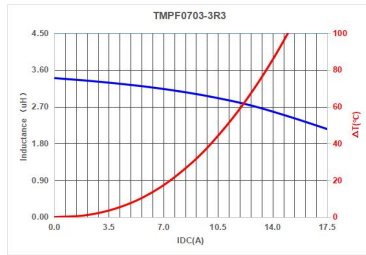
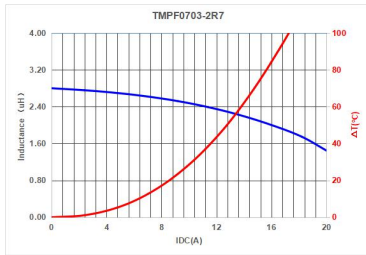
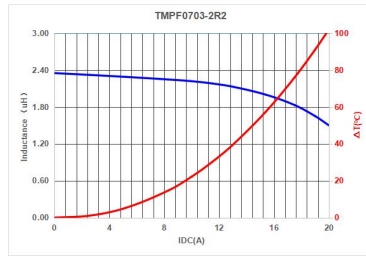
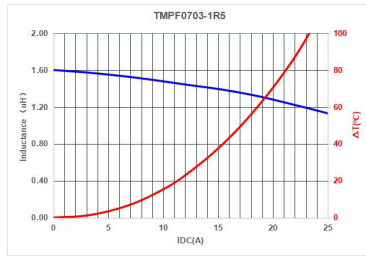
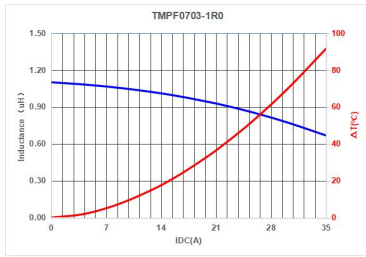
5. Specification

Part Number	Inductance (uH) $\pm 20\%$ @ 0 A	I rms (A)		I sat (A)	DCR (m Ω) Typ.	DCR (m Ω) Max.	D (mm) ± 0.3
		20 $^{\circ}$ C rise	40 $^{\circ}$ C rise				
TMPF0703AV-1R0MN-ABD	1.00	16.1	21.8	30.0	4.55	5.00	6.6
TMPF0703AV-1R5MN-ABD	1.50	12.0	15.3	25.0	7.50	8.25	6.6
TMPF0703AV-2R2MN-ABD	2.20	10.0	13.0	19.0	12.4	13.7	6.2
TMPF0703AV-2R7MN-ABD	2.70	9.20	11.4	16.0	14.0	15.4	6.2
TMPF0703AV-3R3MN-ABD	3.30	8.00	10.0	15.0	16.3	18.0	6.2
TMPF0703AV-4R7MN-ABD	4.70	6.90	9.00	13.5	24.2	26.7	6.2
TMPF0703AV-5R6MN-ABD	5.60	5.30	7.30	12.5	30.1	33.2	6.2
TMPF0703AV-6R8MN-ABD	6.80	4.50	6.80	12.0	38.6	42.5	6.2
TMPF0703AV-8R2MN-ABD	8.20	3.00	5.90	10.2	44.3	48.73	6.2
TMPF0703AV-100MN-ABD	10.0	2.80	5.00	9.00	51.0	56.1	6.2

Note:

1. Test frequency : L : 100KHz /0.1V.
2. All test data referenced to 25 $^{\circ}$ C ambient.
3. Testing Instrument : L: HP4284A,HP4395A,CH11025,CH3302,CH1320 ,CH1320S LCR METER / Rdc:CH16502,Agilent33420A MICRO OHMMETER,or EQU.
4. Current that causes the specified temperature rise from 25 $^{\circ}$ C ambient.
5. Saturation Current (Isat) will cause L0 to drop approximately 30%.
6. The part temperature (ambient + temp rise) should not exceed 155 $^{\circ}$ C under worst case operating conditions.Circuit design,component,PCB trace size and thickness,airflow and other cooling provisions all affect the part temperature. Part temperature should be verified in the end application.
7. Special inquiries besides the above common used types can be met on your requirement.
8. Rated operating voltage(across inductor) 40V ref.

6. Typical Performance Curves



单击下面可查看定价，库存，交付和生命周期等信息

[>>TAI-TECH\(台庆\)](#)