

High Current Ferrite Chip Bead(Lead Free)

HFZ1608PF-SERIES

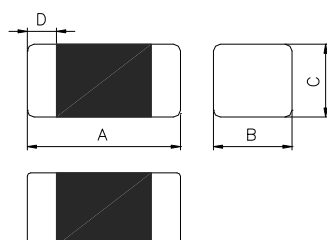
1. Features

1. Monolithic inorganic material construction.
2. Closed magnetic circuit avoids crosstalk.
3. Suitable for reflow soldering.
4. Shapes and dimensions follow E.I.A. spec.
5. High Current Bead Low RDC
6. Excellent solder ability and heat resistance.
7. High reliability.
8. 100% Lead(Pb) & Halogen-Free and RoHS compliant.
9. Low DC resistance structure of electrode to prevent wasteful electric power consumption.
10. Operating Temperature : -55~+125°C (Including self-temperature rise)



Certificate
of
Green Partner

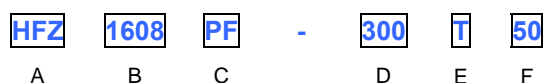
2. Dimensions



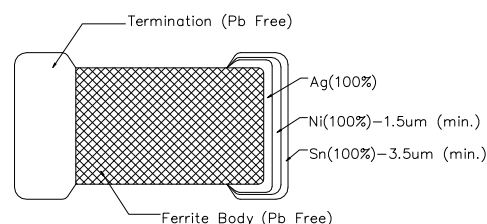
Chip Size	
A	1.60±0.15
B	0.80±0.15
C	0.80±0.15
D	0.30±0.20

Units: mm

3. Part Numbering



A: Series
 B: Dimension L x W
 C: Material Lead Free Material
 D: Impedance 300=30Ω
 E: Packaging T=Taping and Reel, B=Bulk(Bags)
 F: Rated Current 50=5000mA

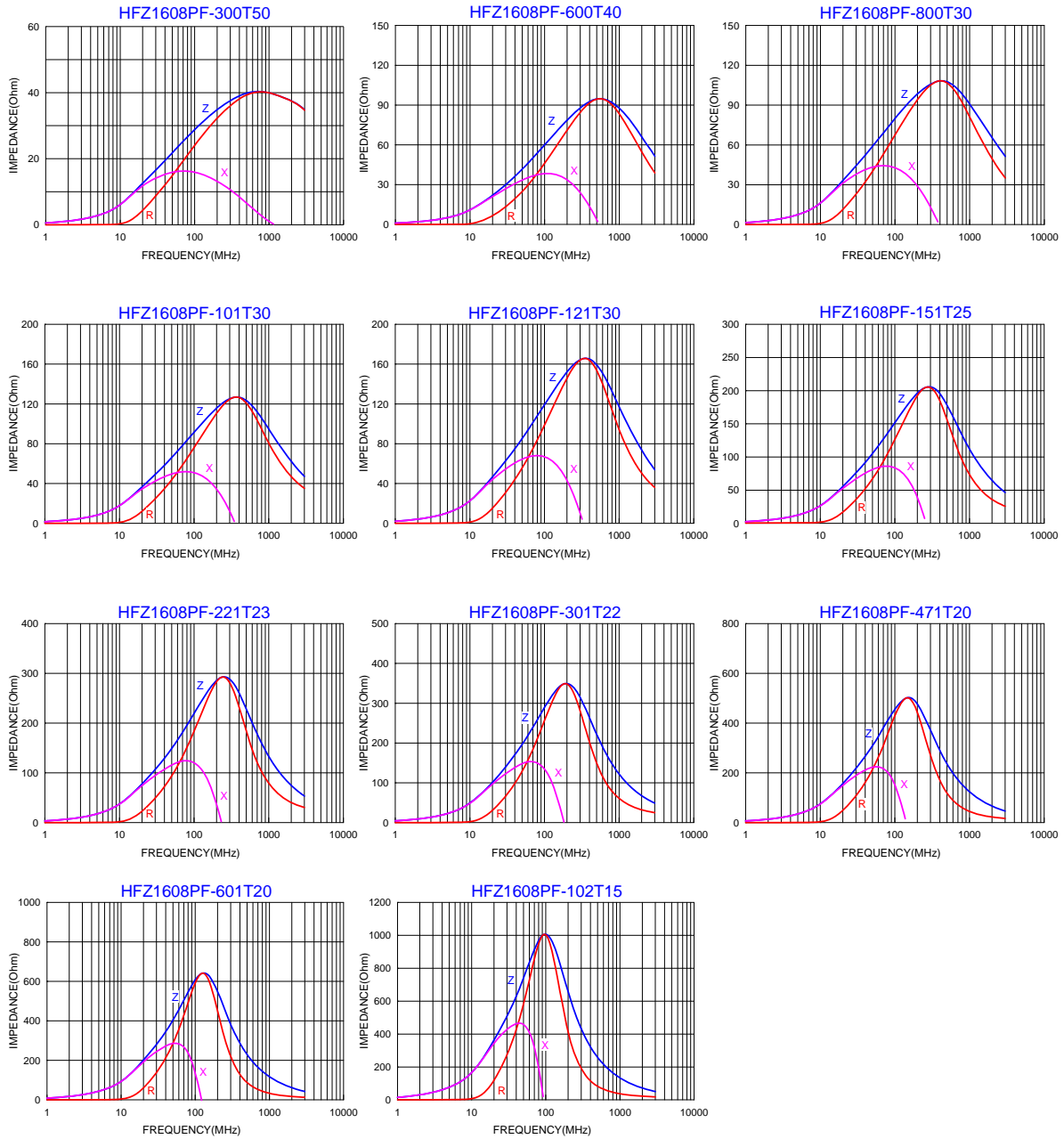


4. Specification

Tai-Tech Part Number	Impedance (Ω)	Test Frequency (MHz)	DC Resistance (Ω) max.	Rated Current (mA) max.
HFZ1608PF-300T50	30±25%	100	0.010	5000
HFZ1608PF-600T40	60±25%	100	0.020	4000
HFZ1608PF-800T30	80±25%	100	0.030	3000
HFZ1608PF-101T30	100±25%	100	0.030	3000
HFZ1608PF-121T30	120±25%	100	0.035	3000
HFZ1608PF-151T25	150±25%	100	0.040	2500
HFZ1608PF-221T23	220±25%	100	0.050	2300
HFZ1608PF-301T22	300±25%	100	0.070	2200
HFZ1608PF-471T20	470±25%	100	0.090	2000
HFZ1608PF-601T20	600±25%	100	0.095	2000
HFZ1608PF-102T15	1000±25%	100	0.150	1500

● Rated current: based on temperature rise test

Impedance Frequency Characteristics(Typical)



单击下面可查看定价，库存，交付和生命周期等信息

[>>TAI-TECH\(台庆\)](#)