

SMD Power Inductor

TMPA1004S-Series(N)-D

1. Features

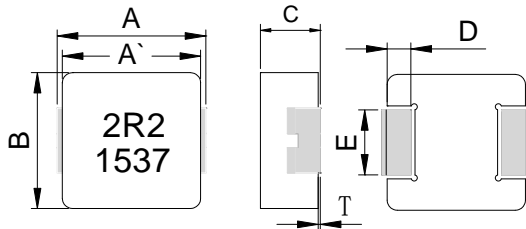
1. Shielded construction.
2. Capable of corresponding high frequency (5MHz).
3. Low loss realized with low DCR.
4. High performance (Isat) realized by metal dust core.
5. Ultra low buzz noise, due to composite construction.
6. 100% Lead(Pb)-Free and RoHS compliant.



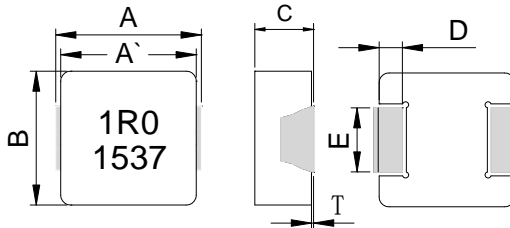
2. Applications

1. DC/DC converters in distributed power systems.
2. DC/DC converter for Field Programmable Gate Array(FPGA).
3. Battery powered devices.
4. Thin type on-board power supply module for exchanger.
5. VRM for server.
6. High current, low profile POL converters.
7. PDA/notebook/desktop/server and battery powered devices.

3. Dimensions



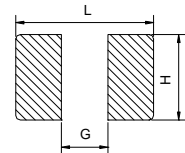
leadframe



non-leadframe



Recommend PC Board Pattern



Series	A	A'	B	C	D	T	E	Inductance
TMPA1004	11.0±0.3	10.0±0.3	10.0±0.3	3.8±0.2	2.0±0.3	0~0.2	2.5±0.3	0.56~1.50uH among
							3.0±0.3	0.47uH and below 2.00uH and above

Unit:mm

L(mm)	G(mm)	H(mm)
12.5	5.4	3.5

Note: 1. The above PCB layout reference only.
2. Recommend solder paste thickness at 0.15mm and above.

4. Part Numbering



- A: Series
 - B: Dimension
 - C: Type
 - D: Inductance
 - E: Inductance Tolerance
 - F: Code
- BxC
Standard.
R10=0.1uh, 1R0=1.0uh, 100=10uh, 101=100uh, 102=1000uh.
K=±10%, L=±15%, M=±20%, N=±25%, Y=±30%
Marking: Black.1R0 and 1537(15 YY, 37 WW, follow production date).

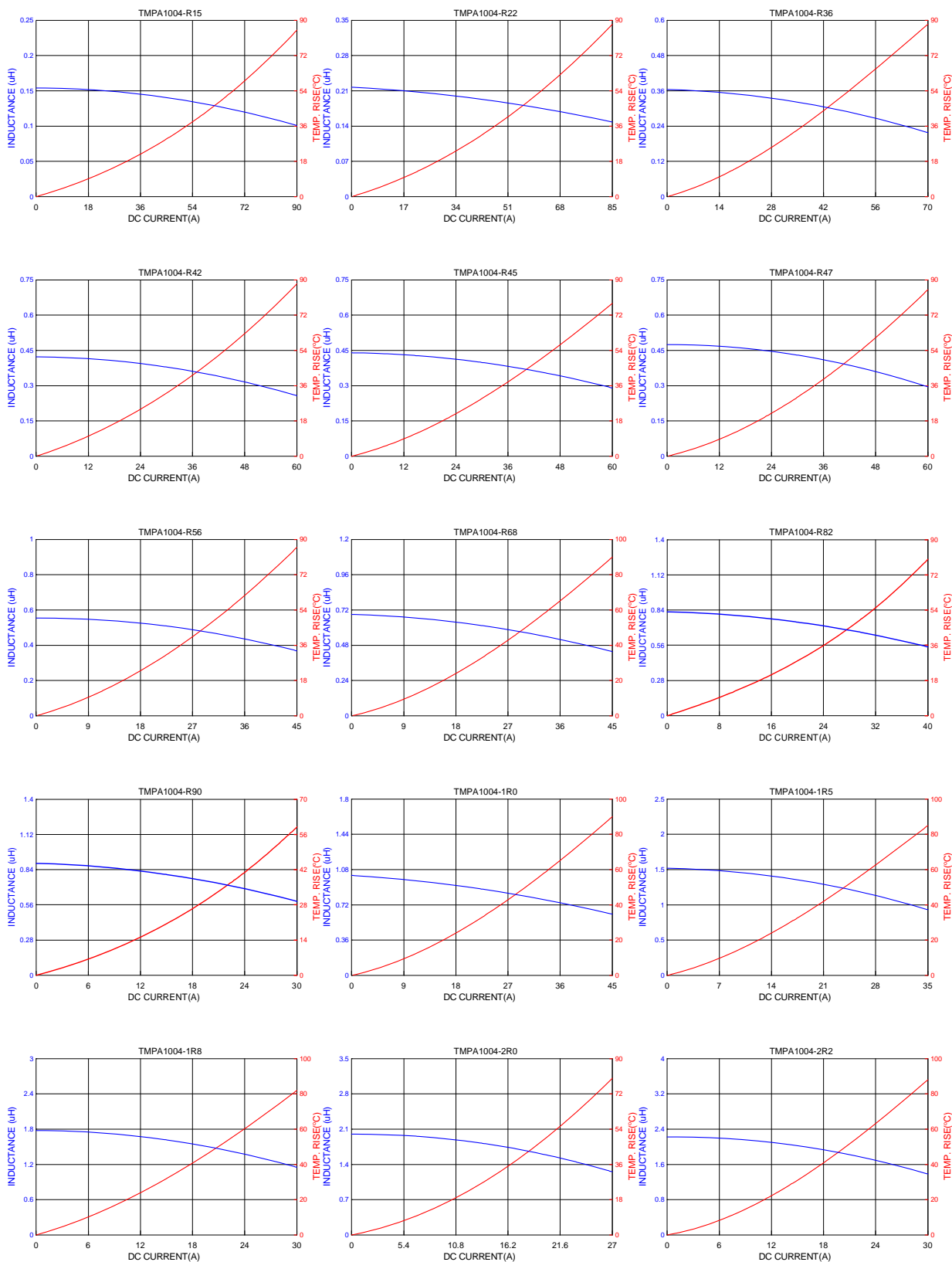
5. Specification

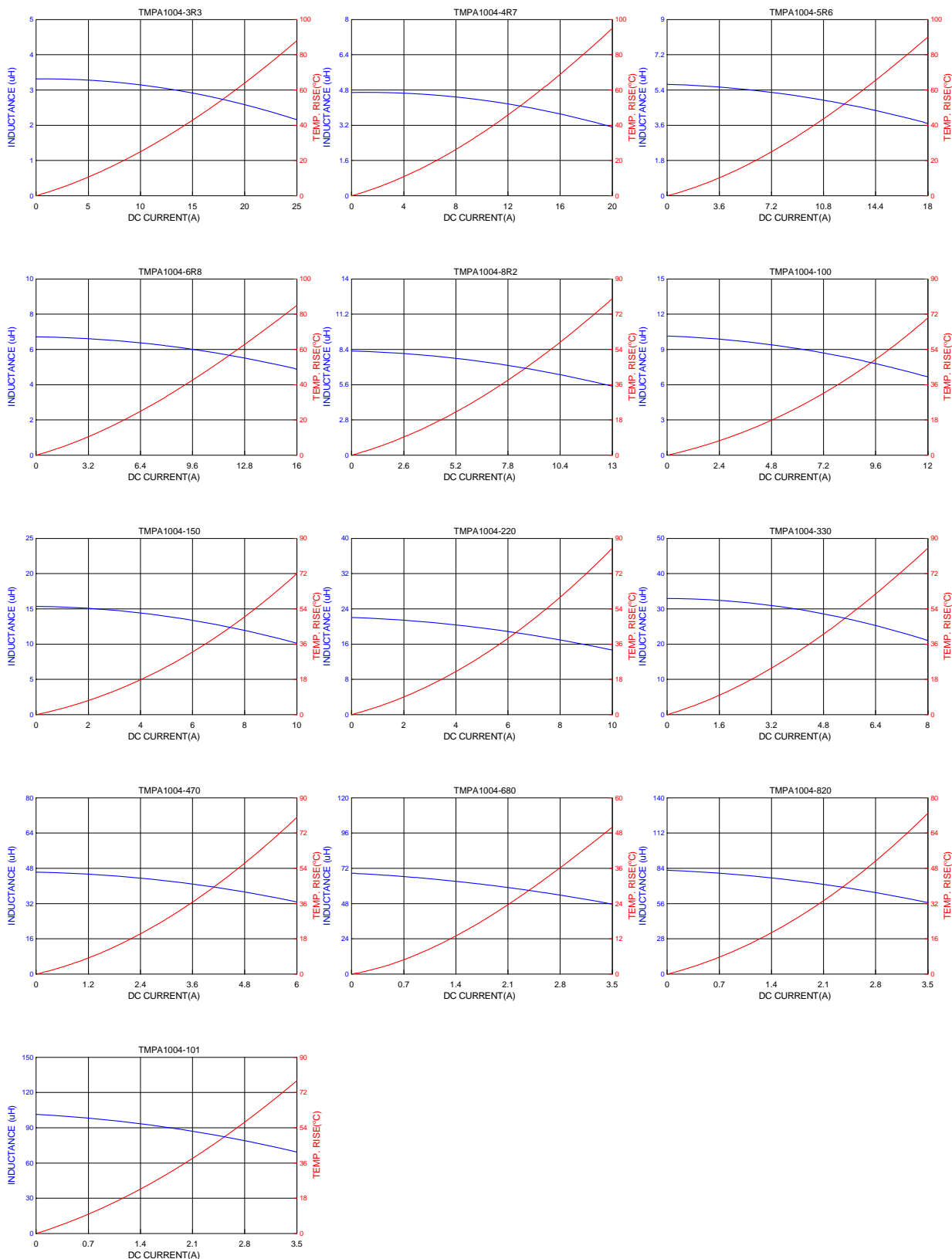
Part Number	Inductance L0 A(μ H) $\pm 20\%$	Heat Rating Current DC I rms.(A)		Saturation Current DC I sat. (A)		DCR (m Ω)Typ	DCR (m Ω)Max	Type
		Typ	Max	Typ	Max			
TMPA1004S-R15YN-D	0.15 $\pm 30\%$	44.0	38.0	82.0	75.0	0.5	0.6	non-leadframe
TMPA1004S-R22MN-D	0.22	36.0	33.0	70.0	60.0	0.72	0.83	non-leadframe
TMPA1004S-R36MN-D	0.36	33.0	29.0	51.0	45.0	1.05	1.18	non-leadframe
TMPA1004S-R42MN-D	0.42	32.5	28.5	50.0	42.0	1.15	1.3	non-leadframe
TMPA1004S-R45MN-D	0.45	32.5	28.5	48.0	42.0	1.2	1.4	non-leadframe
TMPA1004S-R47MN-D	0.47	32.0	28.0	46.0	40.0	1.3	1.5	non-leadframe
TMPA1004S-R56MN-D	0.56	25.0	23.0	34.0	29.0	1.6	1.8	non-leadframe
TMPA1004S-R68MN-D	0.68	23.0	20.0	31.0	28.0	1.9	2.2	non-leadframe
TMPA1004S-R82MN-D	0.82	22.0	19.0	30.0	27.0	2.1	2.5	non-leadframe
TMPA1004S-R90MN-D	0.90	21.0	19.0	29.5	27.0	2.2	2.6	non-leadframe
TMPA1004S-1R0MN-D	1.00	20.0	18.0	29.0	26.0	2.9	3.25	non-leadframe
TMPA1004S-1R5MN-D	1.50	17.5	16.0	26.0	22.0	3.7	4.2	non-leadframe
TMPA1004S-1R8MN-D	1.80	16.5	15.0	23.0	20.5	5.1	5.7	leadframe
TMPA1004S-2R0MN-D	2.00	16.0	14.5	21.0	18.0	5.3	6.1	leadframe
TMPA1004S-2R2MN-D	2.20	15.0	13.0	20.0	16.0	5.8	6.7	leadframe
TMPA1004S-3R3MN-D	3.30	11.0	10.0	17.5	14.0	10.5	11.8	leadframe
TMPA1004S-4R7MN-D	4.70	8.8	8.0	15.2	13.0	15.8	19	leadframe
TMPA1004S-5R6MN-D	5.60	8.0	7.2	14.1	11.5	19	22.8	leadframe
TMPA1004S-6R8MN-D	6.80	7.8	6.8	12.2	11.0	22	24.5	leadframe
TMPA1004S-8R2MN-D	8.20	7.6	6.5	9.5	8.5	25	28	leadframe
TMPA1004S-100MN-D	10.0	7.5	6.1	8.6	7.5	27	30	leadframe
TMPA1004S-150MN-D	15.0	6.25	5.0	7.0	6.0	41	45	leadframe
TMPA1004S-220MN-D	22.0	5.0	4.1	6.2	5.5	58	66	leadframe
TMPA1004S-330MN-D	33.0	4.4	3.5	5.5	5.0	84	91	leadframe
TMPA1004S-470MN-D	47.0	3.5	3.0	4.0	3.7	125	143	leadframe
TMPA1004S-680MN-D	68.0	2.6	2.4	3.2	3.0	184	210	leadframe
TMPA1004S-820MN-D	82.0	2.3	2.1	3.0	2.8	240	270	leadframe
TMPA1004S-101MN-D	100	2.0	1.8	2.7	2.4	270	310	leadframe

Note:

1. Test frequency : Ls : 100KHz /1.0V.
2. All test data referenced to 25 $^{\circ}$ C ambient.
3. Testing Instrument(or equ) : L: HP4284A,CH11025,CH3302,CH1320,CH1320S LCR METER / Rdc:CH16502,Agilent33420A MICRO OHMMETER.
4. Heat Rated Current (Irms) will cause the coil temperature rise approximately ΔT of 40 $^{\circ}$ C
5. Saturation Current (Isat) will cause L0 to drop approximately 30%.
6. The part temperature (ambient + temp rise) should not exceed 125 $^{\circ}$ C under worst case operating conditions.Circuit design,component,PCB trace size and thickness,airflow and other cooling provisions all affect the part temperature. Part temperature should be verified in the end application.
7. Special inquiries besides the above common used types can be met on your requirement.

6. Typical Performance Curves





单击下面可查看定价，库存，交付和生命周期等信息

[>>TAI-TECH\(台庆\)](#)