

SMD Power Inductor

TTMP1008N4V-Series(N)-D

1. Features

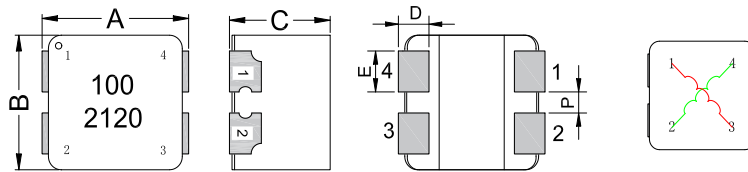
1. Low loss realized with low DCR.
2. High performance realized by metal dust core.
3. Ultra low buzz noise, due to composite construction.
4. 100% Lead(Pb)-Free and RoHS compliant.
5. High reliability -Reliability test complied to AEC-Q200.



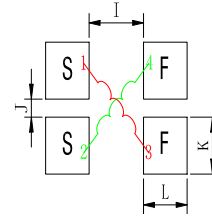
2. Applications

Automotive applications.

3. Dimensions



Recommend PC Board Pattern



Series	A(mm)	B(mm)	C(mm)	D(mm)	E(mm)	P(mm)
TTMP1008N4V	11.4±0.3	10.2±0.3	7.7±0.3	2.4±0.3	3.1±0.2	1.6±0.25

Coplanarity of the 4 terminals ≤ 100 μm

I(mm)	J(mm)	K(mm)	L(mm)
5.0	1.20	3.8	4.0

Note: 1.PCB layout is referred to standard IPC-7351B
 2. The above PCB layout reference only.
 3. Recommend solder paste thickness at 0.15mm and above.

4. Part Numbering



- A: Series
- B: Dimension
- C: Type
- D: Inductance
- E: Inductance Tolerance
- F: Code
- BxC
- Standard.
- 100=10.0uH
- M=±20%
- Marking: Black.100 and 2120(21 YY, 20WW, follow production date).

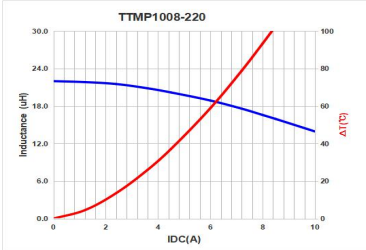
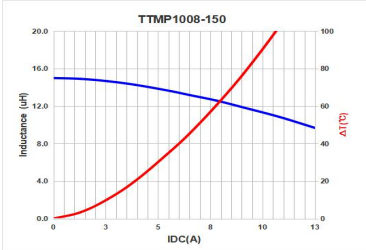
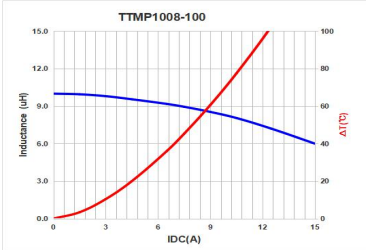
5. Specification

Part Number	Inductance L0 (uH)±20%	I rms (A)		I sat (A)		DCR (mΩ)Typ	DCR (mΩ)Max
		Typ	Max	Typ	Max		
TTMP1008N4V-100MN-D	10.0	6.5	5.8	12.5	10.6	31.0	37.2
TTMP1008N4V-150MN-D	15.0	5.6	4.8	10.8	9.3	39.0	46.8
TTMP1008N4V-220MN-D	22.0	4.5	3.8	8.5	7.5	83.0	99.0

Note:

1. Test frequency : Ls : 100KHz /1.0V.
2. All test data referenced to 25°C ambient.
3. Testing Instrument(or equ) : Agilent 4284A, E4991A, 4339B, KEYSIGHT E4980A/AL, chroma3302, 3250, 16502.
4. Heat Rated Current (Irms) will cause the coil temperature rise approximately ΔT of 40°C
5. Saturation Current (Isat) will cause L0 to drop approximately 30%.
6. The part temperature (ambient + temp rise) should not exceed 125°C under worst case operating conditions. Circuit design, component, PCB trace size and thickness, airflow and other cooling provisions all affect the part temperature. Part temperature should be verified in the end application.
7. I rms Testing : Temperature rise is highly dependent on many factors including pcb land pattern, trace size, and proximity to other components. Therefore temperature rise should be verified in application conditions.
8. Rated DC current: The one(Irms or Isat) with less value

6. Typical Performance Curves



单击下面可查看定价，库存，交付和生命周期等信息

[>>TAI-TECH\(台庆\)](#)