

Telecoil-antennas Inductors

PAS4420V- SERIES

1. Features

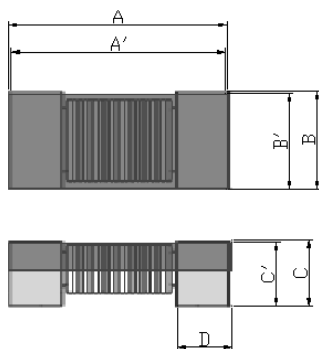
1. Hearing Aid Compatibility-/Telecoil-antennas;
2. PAS4420V-series realizes small size and low profile. 4.4x2.0x2.0 mm.
3. 100% Lead(Pb) & Halogen-Free and RoHS compliant.
4. Meets the T3 FCC requirements (HAC-Act) acc. ANSI C63.19
5. High reliability -Reliability tests comply with AEC-Q200
6. Operating temperature-55~+125°C (Including self - temperature rise)



2. Applications

1. T-coil/HAC-coil for hearing and aid compatible cell phones .
2. Decoupling in RF and IF-circuit .
3. Transponder antenna .

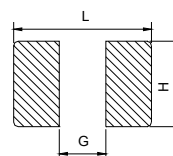
3. Dimensions



Size	A(mm)	A'(mm)	B(mm)	B'(mm)	C(mm)	C'(mm)	D(mm)
PAS4420V	4.75±0.2	4.4±0.2	2.25±0.2	2.0±0.2	1.80±0.3	1.80±0.2	0.8 ref.

Units : mm

Recommend PC Board Pattern



L(mm)	G(mm)	H(mm)
4.8	3.2	2.3

4. Part Numbering

PAS
4420
V
-
252
M
-
F10

A B C D E F

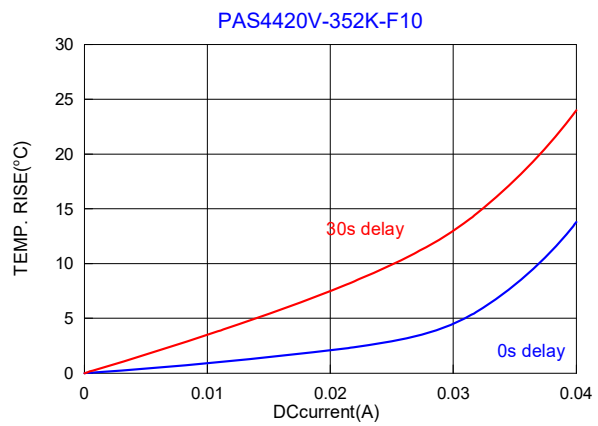
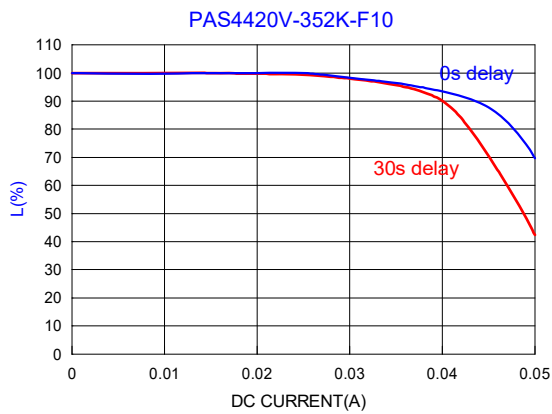
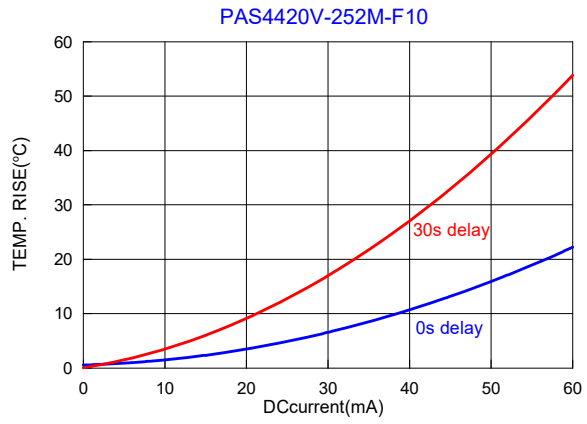
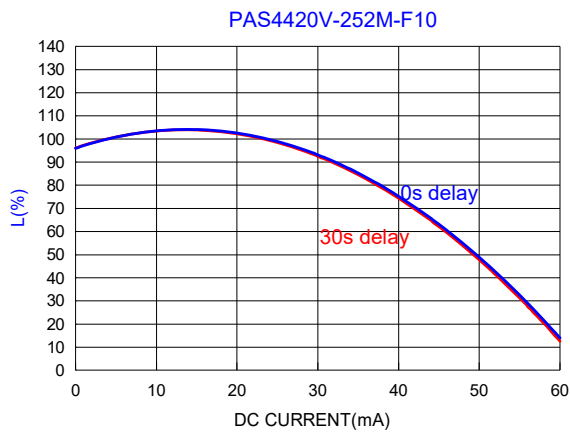
A: Series
 B: Dimension L x H
 C: Category Code V=Vehicle
 D: Inductance 252=2500 uH
 E: Inductance Tolerance K=±10% M=±20%
 F: Test Frequency 10 KHZ

5. Specification

Part Number	Inductance (uH)	Tolerance	f _{L0} (kHz)	SRF MHz(min)	RDC (Ω)Max.	Rated current (mA) max.
PAS4420V-301□-F10	300	K,M	10	2.0	14	70
PAS4420V-401□-F10	400	K,M	10	1.5	17	50
PAS4420V-252□-F10	2500	K,M	10	1.0	82	40
PAS4420V-352□-F10	3500	K,M	10	1.0	85	20

Note:

1. Test frequency : Inductor(L) : 10KHz /0.1V;
2. All test data referenced to 25°C ambient.
3. Testing Instrument : L/Q: Agilent-4192A, Agilent-16334A ; I rms:CH3302,CH1320 ; SRF: Agilent-4291B ; Rdc: Agilent-34420A
4. Rated Current (I rms) will cause the coil temperature rise approximately Δt of 20°C .



单击下面可查看定价，库存，交付和生命周期等信息

[>>TAI-TECH\(台庆\)](#)