

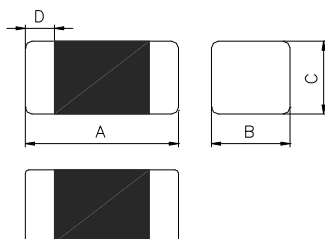
1. Features

1. Monolithic inorganic material construction.
2. Closed magnetic circuit avoids crosstalk.
3. S.M.T. type.
4. Suitable for reflow soldering.
5. Shapes and dimensions follow E.I.A. spec.
6. Available in various sizes.
7. Excellent solder ability and heat resistance.
8. High reliability.
9. 100% Lead(Pb) & Halogen-Free and RoHS compliant.
10. Operating Temperature:-55~+105°C (Including self-temperature rise)



Certificate
of
Green Partner

2. Dimensions



Chip Size	
A	2.00±0.20
B	1.25±0.20
C	0.85±0.20 1.25±0.20
D	0.50±0.30

Units: mm

3. Part Numbering

FCI 2012 F - 1R0 K
A B C D E

A: Series
B: Dimension L x W
C: Material Lead Free Material
D: Inductance 1R0=1.0uH
E: Inductance Tolerance K=±10%, L=±15%, M=±20%

4. Specification

Tai-Tech Part Number	Thickness C size(mm)	Inductance(uH)		Q		Rated Current (mA) max.	DCR (Ω) max.	SRF (MHz) min.
		Tolerance	Test Frequency (Hz)	min.	Test Frequency (MHz)			
FCI2012F-47N□	0.85±0.20	0.047	60mV / 50M	15	50	300	0.20	320
FCI2012F-R10□	0.85±0.20	0.10	60mV / 25M	20	25	250	0.30	235
FCI2012F-R12□	0.85±0.20	0.12	60mV / 25M	20	25	250	0.30	220
FCI2012F-R15□	0.85±0.20	0.15	60mV / 25M	20	25	250	0.40	200
FCI2012F-R18□	0.85±0.20	0.18	60mV / 25M	20	25	250	0.40	185
FCI2012F-R22□	0.85±0.20	0.22	60mV / 25M	20	25	250	0.50	170
FCI2012F-R27□	0.85±0.20	0.27	60mV / 25M	20	25	250	0.50	150
FCI2012F-R33□	0.85±0.20	0.33	60mV / 25M	20	25	250	0.55	145
FCI2012F-R39□	0.85±0.20	0.39	60mV / 25M	25	25	200	0.65	135
FCI2012F-R47□	1.25±0.20	0.47	60mV / 25M	25	25	200	0.65	125
FCI2012F-R56□	1.25±0.20	0.56	60mV / 25M	25	25	150	0.75	115
FCI2012F-R68□	1.25±0.20	0.68	60mV / 25M	25	25	150	0.80	105

NOTE: □:TOLERANCE K=±10%, L=±15%, M=±20%

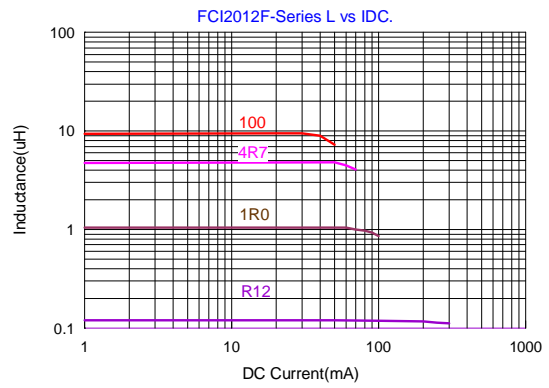
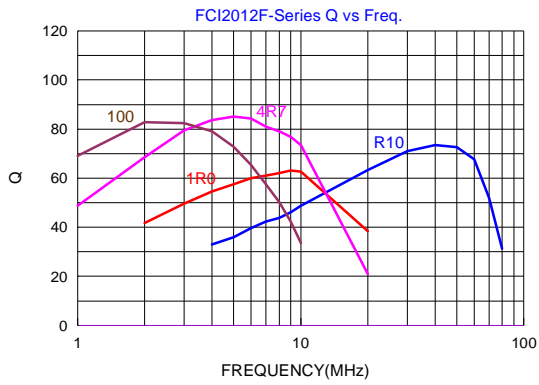
TAI-TECH

Tai-Tech Part Number	Thickness C size(mm)	Inductance(μ H)		Q		Rated Current (mA) max.	DCR (Ω) max.	SRF (MHz) min.
		Tolerance	Test Frequency (Hz)	min.	Test Frequency (MHz)			
FCI2012F-1R0□	0.85±0.20	1.0	60mV / 10M	45	10	50	0.40	75
FCI2012F-1R5□	0.85±0.20	1.5	60mV / 10M	45	10	50	0.50	60
FCI2012F-1R8□	0.85±0.20	1.8	60mV / 10M	45	10	50	0.60	55
FCI2012F-2R2□	0.85±0.20	2.2	60mV / 10M	45	10	30	0.65	50
FCI2012F-2R7□	1.25±0.20	2.7	60mV / 10M	45	10	30	0.75	45
FCI2012F-3R3□	1.25±0.20	3.3	60mV / 10M	45	10	30	0.80	41
FCI2012F-4R7□	1.25±0.20	4.7	60mV / 10M	45	10	30	1.00	35
FCI2012F-100□	1.25±0.20	10.0	60mV / 2M	45	2	15	1.15	24

NOTE: □:TOLERANCE K=±10%, L=±15%, M=±20%

- Rated current: based on temperature rise test
- In compliance with EIA 595

Q vs Frequency,DC Bias Characteristics(Typical)



单击下面可查看定价，库存，交付和生命周期等信息

[>>TAI-TECH\(台庆\)](#)

[>>点击查看相关商品](#)