

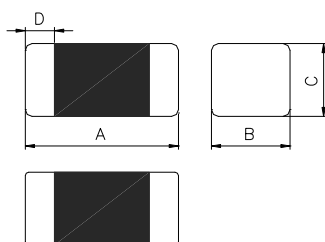
Ferrite Chip Bead(Lead Free)

Features

1. Monolithic inorganic material construction.
2. Closed magnetic circuit avoids crosstalk.
3. S.M.T. type.
4. Suitable for reflow soldering.
5. Shapes and dimensions follow E.I.A. spec.
6. Available in various sizes.
7. Excellent solderability and heat resistance.
8. High reliability. Reliability test meet AEC-Q200.
9. 100% Lead(Pb) & Halogen-Free and RoHS compliant.
10. Operating Temperature: -55~+150°C (Including self-temperature rise)



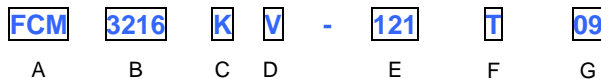
Dimensions



Chip Size	
A	3.20±0.20
B	1.60±0.20
C	1.10±0.20
D	0.50±0.30

Units: mm

Part Numbering



- A: Series
 - B: Dimension
 - C: Material
 - D: Category Code
 - E: Impedance
 - F: Packaging
 - G: Rated Current
- L x W
 - Lead Free Material
 - V=Vehicle
 - 121=120Ω
 - T=Taping and Reel, B=Bulk(Bags)
 - 09=900mA

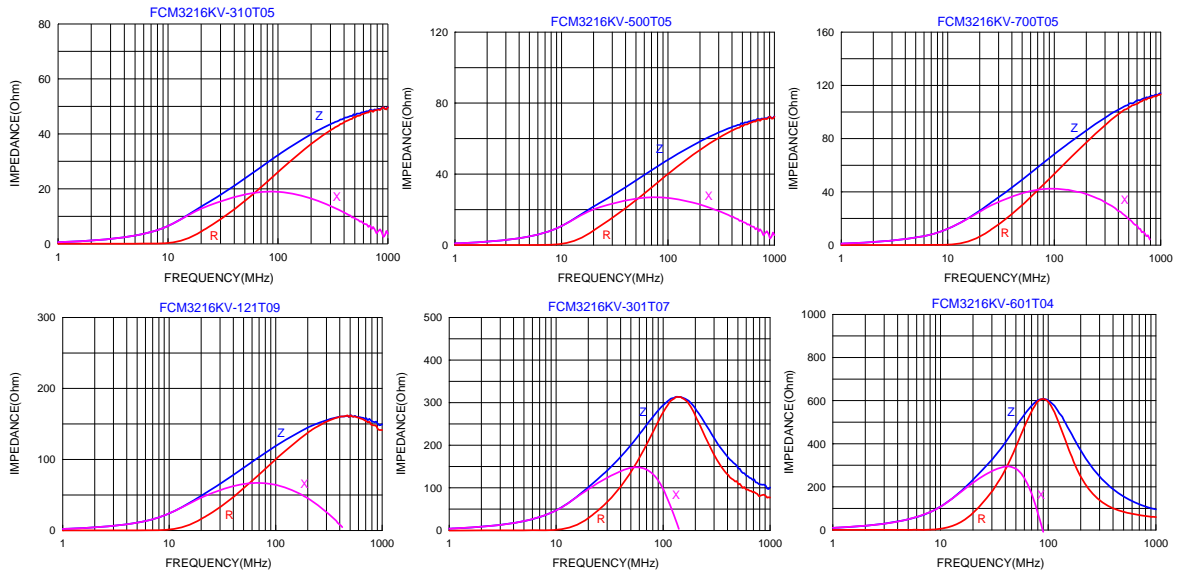
Ferrite Chip Bead(Lead Free)

FCM3216_V-Series

Specification

Tai-Tech Part Number	Impedance (Ω)	Test Frequency (MHz)	DC Resistance (Ω) max.	Rated Current (mA) max.
FCM3216KV-310T05	31 \pm 25%	100	0.20	500
FCM3216KV-500T05	50 \pm 25%	100	0.20	500
FCM3216KV-700T05	70 \pm 25%	100	0.20	500
FCM3216KV-121T09	120 \pm 25%	100	0.15	900
FCM3216KV-301T07	300 \pm 25%	100	0.35	700
FCM3216KV-601T04	600 \pm 25%	100	0.40	400

Impedance Frequency Characteristics(Typical)



单击下面可查看定价，库存，交付和生命周期等信息

[>>TAI-TECH\(台庆\)](#)