

SMD Power Inductor

TMPC0412HP-Series(G)-Z02

1. Features

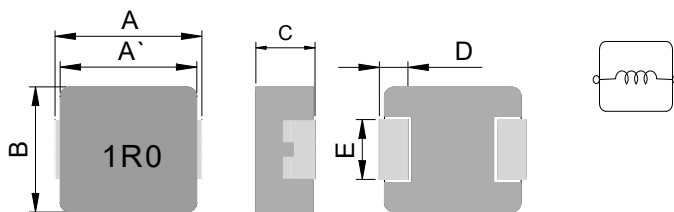
1. Carbonyl Powder.
2. Compact design.
3. High current, low DCR, high efficiency.
4. Very low acoustic noise and very low leakage flux noise.
5. High reliability.
6. 100% Lead(Pb)-Free and RoHS compliant.
7. Operating temperature -40~+125°C(Including self - temperature rise)



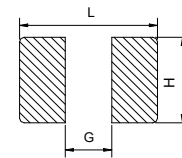
2. Applications

Note PC power system, incl. IMVP-6
DC/DC converter .

3. Dimensions



Recommend PC Board Pattern




Series	A(mm)	A'(mm)	B(mm)	C(mm)	D(mm)	E(mm)
TMPC0412HP	4.45±0.25	3.95±0.20	4.06±0.25	1.0±0.2	0.76±0.30	2.0±0.20

L(mm)	G(mm)	H(mm)
5.2	2.2	2.3

Note: 1. The above PCB layout reference only.
2. Recommend solder paste thickness at 0.12mm and above.

4. Part Numbering



- A: Series
- B: Dimension
- C: Type
- D: Inductance
- E: Inductance Tolerance
- F: Control S/N
- BxC
- H:Carbonyl Powder, P:PAD broaden.
- 1R0=1.0uH
- M=±20%
- One-way Black marking

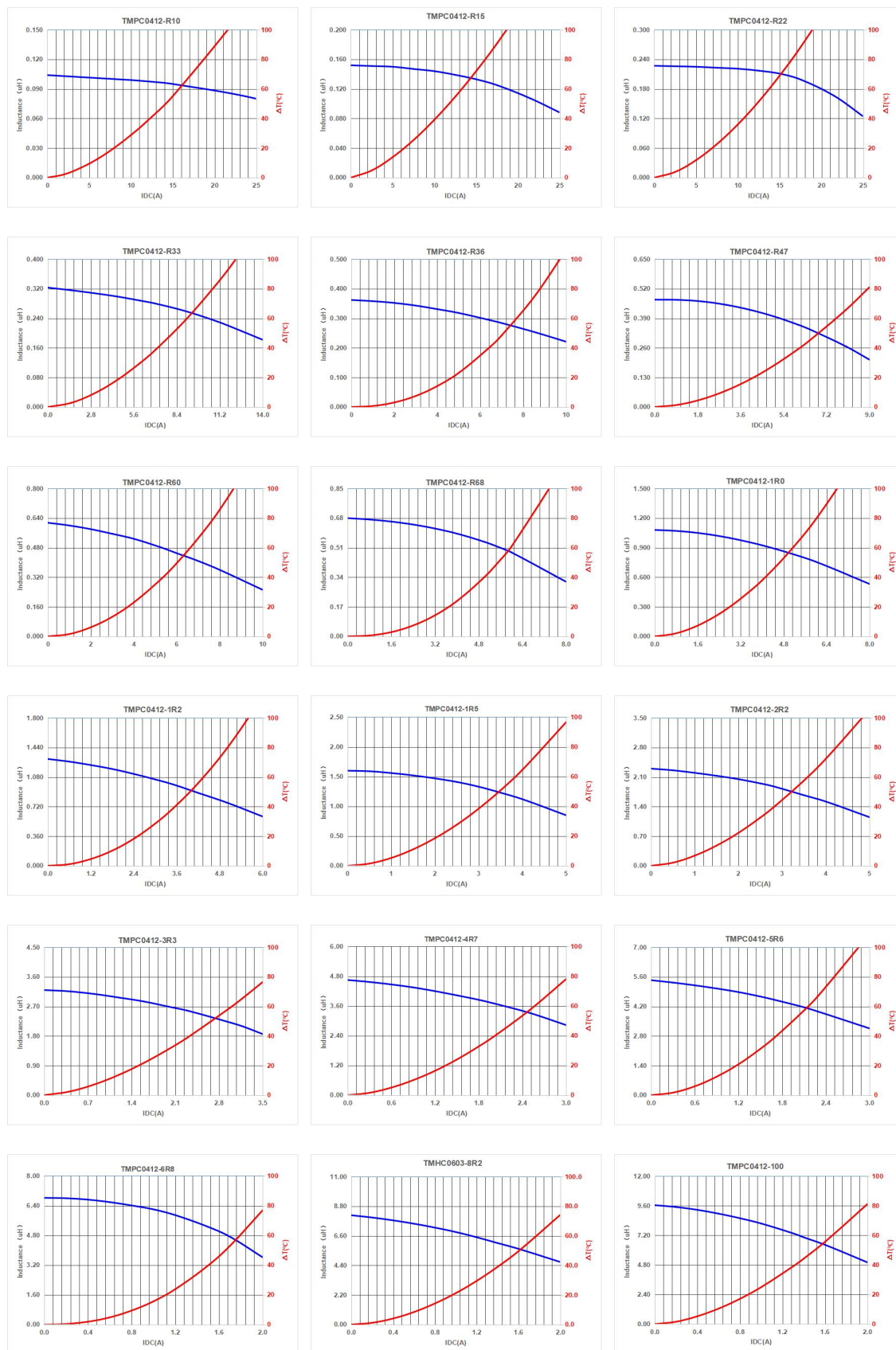
5. Specification

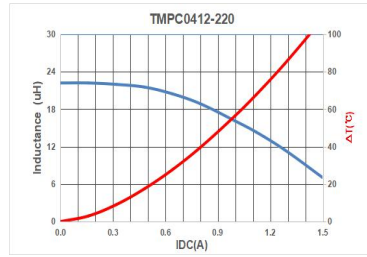
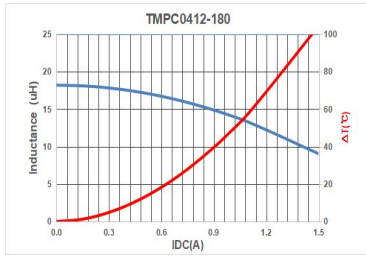
Part Number	Inductance L0 (uH)	I rms (A) Typ	I sat (A) Typ	DCR (mΩ) Typ. @25°C	DCR (mΩ) Max. @25°C
TMPC0412HP-R10YG-Z02	0.10±30%	11.5	25.0	4.3	5.5
TMPC0412HP-R15YG-Z02	0.15±30%	10.0	21.5	5.5	6.8
TMPC0412HP-R22MG-Z02	0.22±20%	8.5	20.0	6.6	8.0
TMPC0412HP-R33MG-Z02	0.33±20%	7.0	11.0	13.6	16.0
TMPC0412HP-R36MG-Z02	0.36±20%	6.5	8.5	15.5	18.0
TMPC0412HP-R47MG-Z02	0.47±20%	6.0	6.5	18.0	20.0
TMPC0412HP-R60MG-Z02	0.60±20%	5.3	6.0	22.5	26.0
TMPC0412HP-R68MG-Z02	0.68±20%	5.0	6.0	32.0	37.0
TMPC0412HP-1R0MG-Z02	1.00±20%	4.0	6.0	41.0	47.0
TMPC0412HP-1R2MG-Z02	1.20±20%	3.5	5.0	48.0	56.0
TMPC0412HP-1R5MG-Z02	1.50±20%	3.0	4.0	55.0	63.3
TMPC0412HP-2R2MG-Z02	2.20±20%	2.8	3.5	69.2	80.0
TMPC0412HP-3R3MG-Z02	3.30±20%	2.3	3.0	84.0	97.0
TMPC0412HP-4R7MG-Z02	4.70±20%	2.0	2.5	128.0	145.0
TMPC0412HP-5R6MG-Z02	5.60±20%	1.7	2.3	180.0	208.0
TMPC0412HP-6R8MG-Z02	6.80±20%	1.5	1.7	300.0	360.0
TMPC0412HP-8R2MG-Z02	8.20±20%	1.4	1.6	313.0	376.0
TMPC0412HP-100MG-Z02	10.0±20%	1.3	1.4	410.0	463.0
TMPC0412HP-180MG-Z02	18.0±20%	0.9	1.1	860.0	960.0
TMPC0412HP-220MG-Z02	22.0±20%	0.8	1.0	950.0	1050.0

Note:

1. Test frequency : Ls : 100KHz /1.0V.
2. All test data referenced to 25°C ambient.
3. Testing Instrument(or equ) : L: HP4284A,CH11025,CH3302,CH1320,CH1320S LCR METER / Rdc:CH16502,Agilent33420A MICRO OHMMETER.
4. Heat Rated Current (I rms) will cause the coil temperature rise approximately Δ T of 40°C
5. Saturation Current (Isat) will cause L0 to drop approximately 30%.
6. The part temperature (ambient + temp rise) should not exceed 125°C under worst case operating conditions.Circuit design,component,PCB trace size and thickness,airflow and other cooling provisions all affect the part temperature. Part temperature should be verified in the end application.
7. Special inquiries besides the above common used types can be met on your requirement.

10. Typical Performance Curves





单击下面可查看定价，库存，交付和生命周期等信息

[>>TAI-TECH\(台庆\)](#)

[>>点击查看相关商品](#)