

<b>SMD Power Inductor</b>	<b>TMPC0604H- Series (G)-D</b>
---------------------------	--------------------------------

### 1. Features

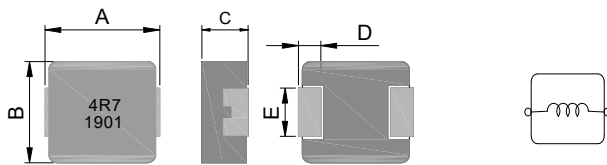
1. Carbonyl Powder.
2. Compact design.
3. High current, low DCR, high efficiency.
4. Very low acoustic noise and very low leakage flux noise.
5. High reliability.
6. 100% Lead(Pb)-Free and RoHS compliant.
7. Operating temperature -40~+125°C(Including self - temperature rise)



### 2. Applications

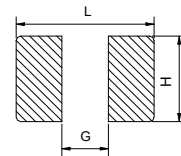
Note PC power system, incl. IMVP-6  
DC/DC converter .

### 3. Dimensions



Series	A(mm)	B(mm)	C(mm)	D(mm)	E(mm)
TMPC0604H	7.3±0.3	6.6±0.3	3.8±0.2	1.8±0.3	3.0±0.3

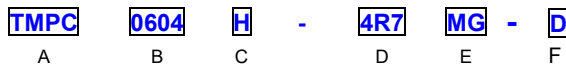
### Recommend PC Board Pattern



L(mm)	G(mm)	H(mm)
8.4	2.5	3.5

Note: 1. The above PCB layout reference only.  
2. Recommend solder paste thickness at 0.15mm and above.

### 4. Part Numbering



- |                         |  |
|-------------------------|--|
| A: Series               | BxC  |
| B: Dimension            | Carbonyl Powder  |
| C: Type                 | 4R7=4.70uH   |
| D: Inductance           | M=±20%, Y=±30%   |
| E: Inductance Tolerance | Marking: Black.4R7 and 1901(19 YY, 01 WW, follow production date). |
| F: Code                 |  |

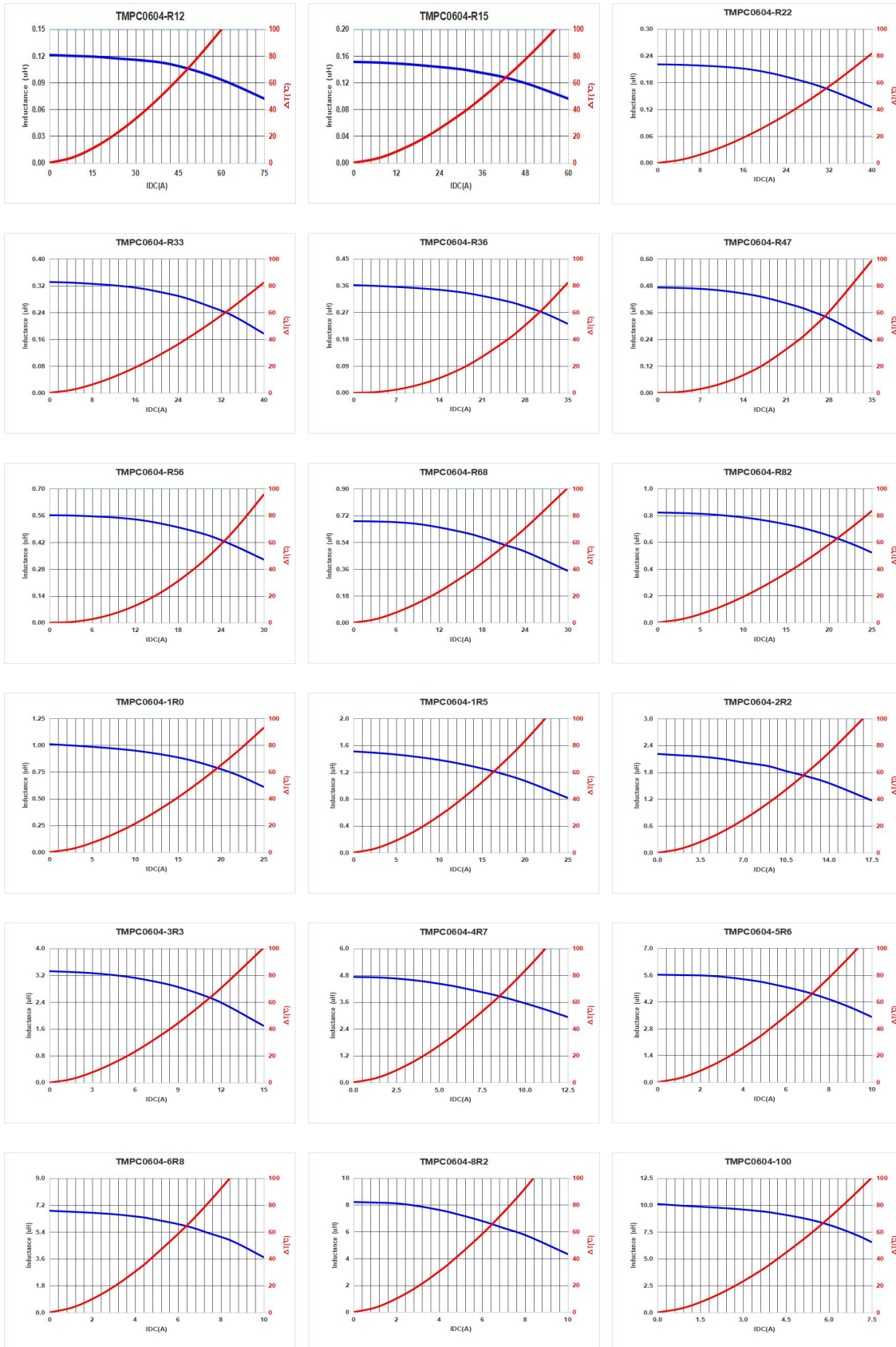
## 5. Specification

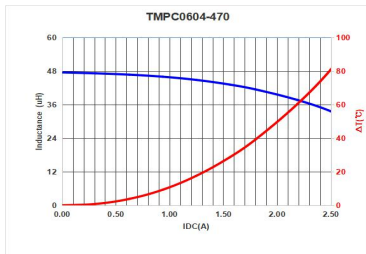
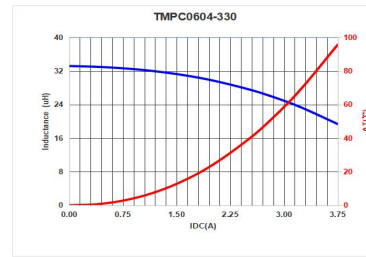
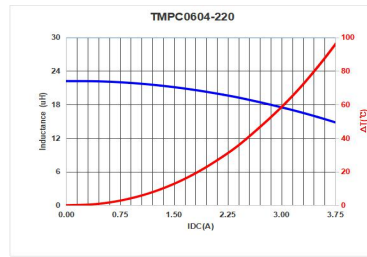
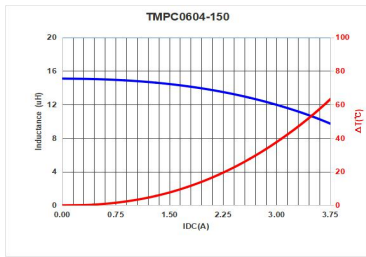
Part Number	Inductance L0 (uH)±20%	I rms ( A ) Typ	I sat ( A ) Typ	DCR (mΩ) Typ. @25℃	DCR (mΩ) Max. @25℃
TMPC0604H-R12YG-D	0.12±30%	32	64	0.7	1.0
TMPC0604H-R15YG-D	0.15±30%	30	55	0.9	1.2
TMPC0604H-R22MG-D	0.22	25	34	1.85	2.1
TMPC0604H-R33MG-D	0.33	25	34	2.0	2.6
TMPC0604H-R36MG-D	0.36	25	31	2.7	3.1
TMPC0604H-R47MG-D	0.47	23	28	3.0	3.4
TMPC0604H-R56MG-D	0.56	20	26	3.8	4.3
TMPC0604H-R68MG-D	0.68	16	24	4.1	4.5
TMPC0604H-1R0MG-D	1.00	14	22	6.8	8.0
TMPC0604H-1R5MG-D	1.50	12	20	10	12
TMPC0604H-2R2MG-D	2.20	9	14	11.5	14
TMPC0604H-3R3MG-D	3.30	8	12	24	27
TMPC0604H-4R7MG-D	4.70	6	11	28	32.5
TMPC0604H-5R6MG-D	5.60	5	9	33	38
TMPC0604H-6R8MG-D	6.80	4.5	8.5	44	50
TMPC0604H-8R2MG-D	8.20	4.5	8	55	64
TMPC0604H-100MG-D	10.0	4	7	64	72
TMPC0604H-150MG-D	15.0	3.0	3.5	80	90
TMPC0604H-220MG-D	22.0	2.5	3.5	120	145
TMPC0604H-330MG-D	33.0	1.8	3.2	180	210
TMPC0604H-470MG-D	47.0	1.8	2.5	295	350

Note:

1. Test frequency : Ls : 100KHz /1.0V.
2. All test data referenced to 25℃ ambient.
3. Testing Instrument(or equ) : L: HP4284A,CH11025,CH3302,CH1320,CH1320S LCR METER / Rdc:CH16502,Agilent33420A MICRO OHMMETER.
4. Heat Rated Current (I rms) will cause the coil temperature rise approximately Δ T of 40℃
5. Saturation Current (I sat) will cause L0 to drop approximately 30%.
6. The part temperature (ambient + temp rise) should not exceed 125℃ under worst case operating conditions. Circuit design, component, PCB trace size and thickness, airflow and other cooling provisions all affect the part temperature. Part temperature should be verified in the end application.
7. Special inquiries besides the above common used types can be met on your requirement.

### 10. Typical Performance Curves





单击下面可查看定价，库存，交付和生命周期等信息

[>>TAI-TECH\(台庆\)](#)