

SMD Power Inductor

TMPC0612H-Series(G)-D

1. Features

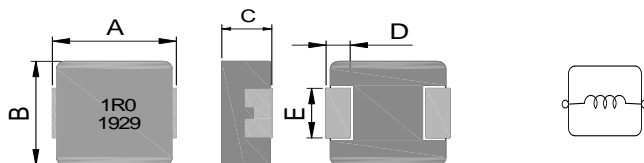
1. Carbonyl powder inductor.
2. Compact design.
3. High current · low DCR · high efficiency.
4. Very low acoustic noise and very low leakage flux noise.
5. High reliability.
6. 100% Lead(Pb) & Halogen-Free and RoHS compliant.
7. Operating temperature -40~+125°C (Including self - temperature rise)



2. Applications

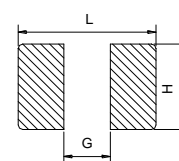
Note PC power system · incl. IMVP-6
DC/DC converter .

3. Dimensions



Series	A(mm)	B(mm)	C(mm)	D(mm)	E(mm)
TMPC0612H	7.0±0.3	6.6±0.3	1.0±0.2	1.8±0.3	2.5±0.3

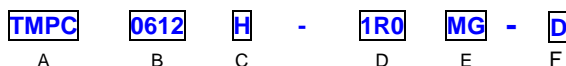
Recommend PC Board Pattern



L(mm)	G(mm)	H(mm)
7.7	2.5	3.0

Note: 1. The above PCB layout reference only.
2. Recommend solder paste thickness at 0.15mm and above.

4. Part Numbering



- A: Series
 - B: Dimension
 - C: Type
 - D: Inductance
 - E: Inductance Tolerance
 - F: Code
- BxC
 - Carbonyl Powder.
 - 1R0=1.00uH
 - M=±20%
 - Marking: Black.1R0 and 1929(19 YY, 29 WW, follow production date).

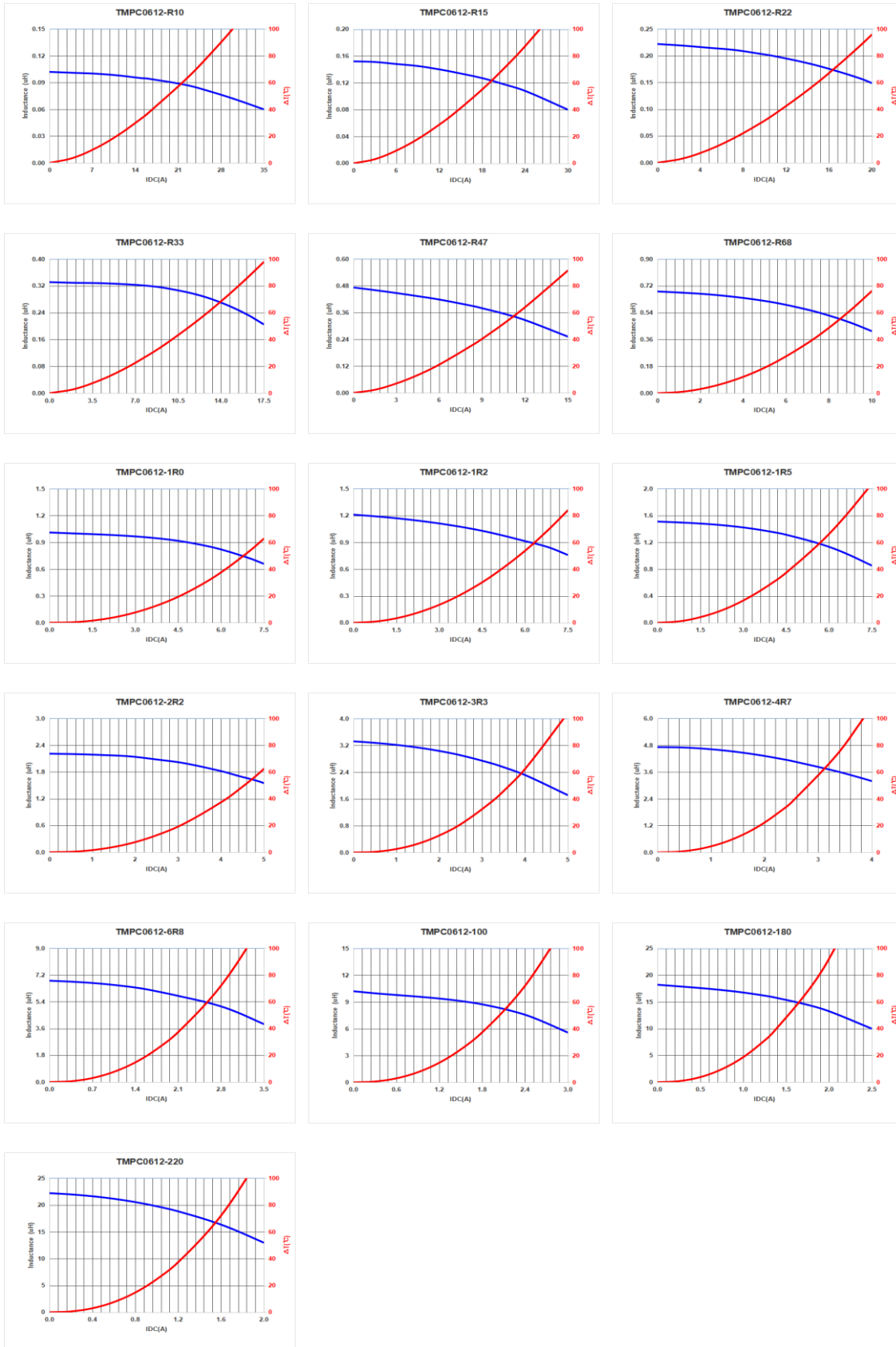
5. Specification

Part Number	Inductance L0 (uH)±20%	I rms (A) Typ	I sat (A) Typ	DCR (mΩ) Typ. @25°C	DCR (mΩ) Max. @25°C
TMPC0612H-R10YG-D	0.10±30%	16	30	3.3	4.0
TMPC0612H-R15YG-D	0.15±30%	14	24	4.9	5.7
TMPC0612H-R22YG-D	0.22±30%	11	19	6.5	7.5
TMPC0612H-R33MG-D	0.33	9.5	16	9.0	10
TMPC0612H-R47MG-D	0.47	8.5	12	13	17
TMPC0612H-R68MG-D	0.68	7	9	17	19
TMPC0612H-1R0MG-D	1.00	6	7	27	30
TMPC0612H-1R2MG-D	1.20	5.0	6.8	31	36
TMPC0612H-1R5MG-D	1.50	4.5	6.5	35	40
TMPC0612H-2R2MG-D	2.20	4.0	5.0	53	61
TMPC0612H-3R3MG-D	3.30	3.2	4.0	90	103
TMPC0612H-4R7MG-D	4.70	2.5	3.8	130	150
TMPC0612H-6R8MG-D	6.80	2.1	3.0	172	198
TMPC0612H-100MG-D	10.0	1.8	2.5	280	290
TMPC0612H-180MG-D	18.0	1.35	2.0	490	540
TMPC0612H-220MG-D	22.0	1.2	1.7	540	600

Note:

1. Test frequency : Ls : 100KHz /1.0V.
2. All test data referenced to 25°C ambient.
3. Testing Instrument(or equ) : L: HP4284A,CH11025,CH3302,CH1320,CH1320S LCR METER / Rdc:CH16502,Agilent33420A MICRO OHMMETER.
4. Heat Rated Current (I rms) will cause the coil temperature rise approximately ΔT of 40°C
5. Saturation Current (Isat) will cause L0 to drop approximately 30%.
6. The part temperature (ambient + temp rise) should not exceed 125°C under worst case operating conditions.Circuit design,component,PCB trace size and thickness,airflow and other cooling provisions all affect the part temperature. Part temperature should be verified in the end application.
7. Special inquiries besides the above common used types can be met on your requirement.

10. Typical Performance Curves



单击下面可查看定价，库存，交付和生命周期等信息

[>>TAI-TECH\(台庆\)](#)