

**Features**

- Fast switching
- Green Device Available
- Suit for 1.5V Gate Drive Applications

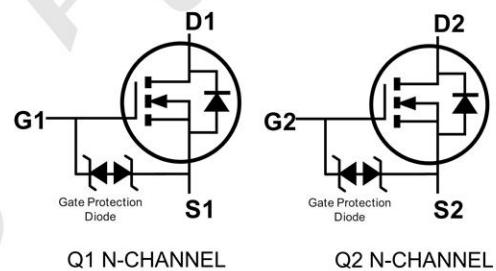
**Application**

- Notebook
- Load Switch
- Networking
- Hand-held Instruments

**Package and Pin Configuration**



**Circuit diagram**



**Marking: 72K**

**Absolute Maximum Ratings ( $T_A=25^{\circ}\text{C}$  unless otherwise noted)**

Parameter		Symbol	Limit	Unit
Drain-Source Voltage		$V_{DS}$	60	V
Gate-Source Voltage		$V_{GS}$	$\pm 20$	V
Continuous Drain Current ( $T_J = 150^{\circ}\text{C}$ )	$T_A = 25^{\circ}\text{C}$	$I_D$	0.3	A
	$T_A = 100^{\circ}\text{C}$		0.19	
Drain Current-Pulsed (Note 1)		$I_{DM}$	0.8	A
Maximum Power Dissipation		$P_D$	0.35	W
Operating Junction and Storage Temperature Range		$T_J, T_{STG}$	-55 To 150	$^{\circ}\text{C}$

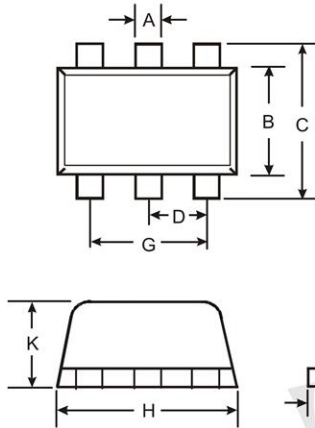
**Thermal Characteristic**

Thermal Resistance, Junction-to-Ambient (Note 2)	$R_{\theta JA}$	350	$^{\circ}\text{C}/\text{W}$
--	-----------------	-----	-----------------------------

**Electrical Characteristics (  $T_A = 25^\circ\text{C}$  unless otherwise noted )**

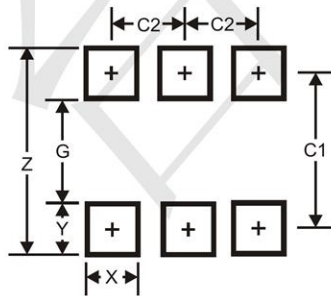
Parameter	Symbol	Condition	Min	Typ	Max	Unit
<b>Off Characteristics</b>						
Drain-Source Breakdown Voltage	$BV_{DSS}$	$V_{GS}=0V, I_D=250\mu A$	60		-	V
Zero Gate Voltage Drain Current	$I_{DSS}$	$V_{DS}=60V, V_{GS}=0V$	-	-	1	$\mu A$
Gate-Body Leakage Current	$I_{GSS}$	$V_{GS}=\pm 10V, V_{DS}=0V$	-	-	$\pm 1$	$\mu A$
		$V_{GS}=\pm 20V, V_{DS}=0V$	-		$\pm 10$	$\mu A$
<b>On Characteristics</b> (Note 3)						
Gate Threshold Voltage	$V_{GS(th)}$	$V_{DS}=V_{GS}, I_D=250\mu A$	1	1.6		
Drain-Source On-State Resistance	$R_{DS(on)}$	$V_{GS}=4.5V, I_D=0.2A$	-	1.9	2.5	$\Omega$
		$V_{GS}=10V, I_D=0.3A$	-	1.8	2.2	$\Omega$
Forward Transconductance	$g_{FS}$	$V_{DS}=10V, I_D=0.2A$	0.1	-	-	S
<b>Dynamic Characteristics</b> (Note 4)						
Input Capacitance	$C_{iss}$	$V_{DS}=30V, V_{GS}=0V,$ $F=1.0MHz$		27		PF
Output Capacitance	$C_{oss}$			18		PF
Reverse Transfer Capacitance	$C_{rss}$			2		PF
<b>Switching Characteristics</b> (Note 4)						
Turn-on Delay Time	$t_{d(on)}$	$V_{DD}=30V, I_D=0.2A$ $V_{GS}=10V, R_{GEN}=10\Omega$	-	10	-	nS
Turn-on Rise Time	$t_r$		-	50	-	nS
Turn-Off Delay Time	$t_{d(off)}$		-	17	-	nS
Turn-Off Fall Time	$t_f$		-	10	-	nS
Total Gate Charge	$Q_g$	$V_{DS}=10V, I_D=0.3A,$ $V_{GS}=4.5V$	-	1.7	3	nC
<b>Drain-Source Diode Characteristics</b>						
Diode Forward Voltage (Note 3)	$V_{SD}$	$V_{GS}=0V, I_S=0.2A$	-	-	1.2	V
Diode Forward Current (Note 2)	$I_S$		-	-	0.3	A

SOT-563 Package Outline Drawing



SOT563			
Dim	Min	Max	Typ
A	0.15	0.30	0.20
B	1.10	1.25	1.20
C	1.55	1.70	1.60
D	-	-	0.50
G	0.90	1.10	1.00
H	1.50	1.70	1.60
K	0.55	0.60	0.60
L	0.10	0.30	0.20
M	0.10	0.18	0.11
All Dimensions in mm			

**Suggested Pad Layout**



Dimensions	Value (in mm)
Z	2.2
G	1.2
X	0.375
Y	0.5
C1	1.7
C2	0.5

单击下面可查看定价，库存，交付和生命周期等信息

[>>TECH PUBLIC\(台舟\)](#)