

Features

- Low capacitance: 12pF
- Ultra low leakage: nA level
- Low operating voltage: 5V
- Low clamping voltage
- Up to 6 lines protects
- Complies with following standards:
 - IEC 61000-4-2 (ESD) immunity test
 - Air discharge: ±15kV
 - Contact discharge: ±8kV
- RoHS Compliant

Mechanical Characteristics

- Package: SOP-8
- Lead Finish: Matte Tin
- UL Flammability Classification Rating 94V-0
- Pb-Free, Halogen Free, RoHS/WEEE Compliant

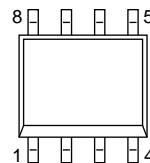
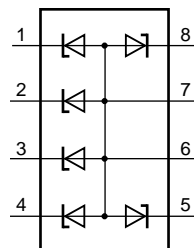


Applications

- Computers and peripherals
- Communication systems
- Audio and video equipment
- High speed data lines
- Parallel ports

Ordering Information

Part Number	Qty per Reel	Reel Size
TPE05F6S8	3000	13"



Absolute Maximum Ratings ($T_A=25^\circ\text{C}$ unless otherwise specified)

Parameter	Symbol	Value	Unit
Peak Pulse Power (8/20 μs)	Ppk	30	W
Peak Pulse Current (8/20 μs)	I _{PP}	2.2	A
ESD per IEC 61000-4-2 (Air) ESD per IEC 61000-4-2 (Contact)	V _{ESD}	± 15 ± 8	kV
Operating Temperature Range	T _J	-55 to +125	$^\circ\text{C}$
Storage Temperature Range	T _{stg}	-55 to +150	$^\circ\text{C}$

Electrical Characteristics ($T_A=25^\circ\text{C}$ unless otherwise specified)

Parameter	Symbol	Min	Typ	Max	Unit	Test Condition
Reverse Working Voltage	V _{RWM}			5	V	
Breakdown Voltage	V _{BR}	6			V	I _T = 1mA, any I/O to GND
Reverse Leakage Current	I _R			0.02	μA	V _{RWM} = 5V
Clamping Voltage	V _C			11	V	I _{PP} = 1A (8 x 20 μs pulse)
Clamping Voltage	V _C			14	V	I _{PP} = 2A (8 x 20 μs pulse)
Junction Capacitance	C _J			12	pF	V _R = 0V, f = 1MHz, any I/O to GND

PROTECTION PRODUCTS
Typical characteristics

Fig1. 8/20 μ s Pulse Waveform

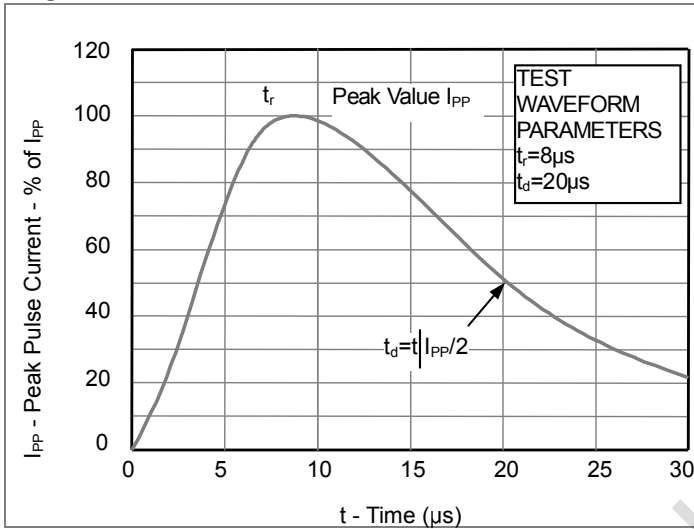


Fig2. ESD Pulse Waveform (according to IEC 61000-4-2)

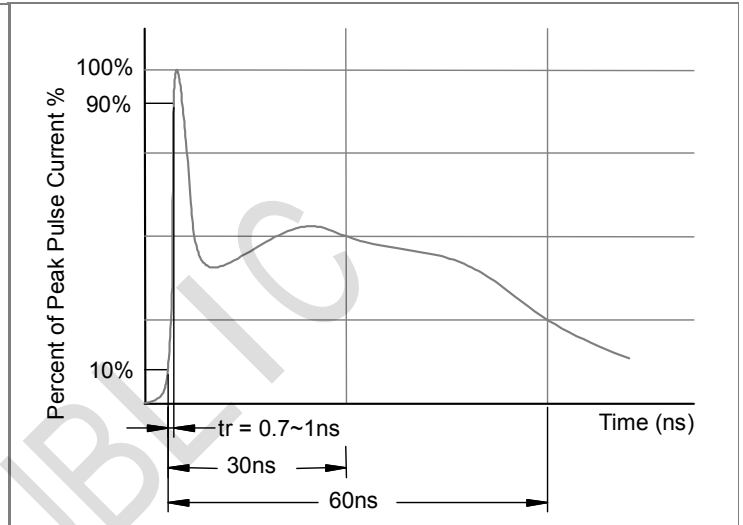
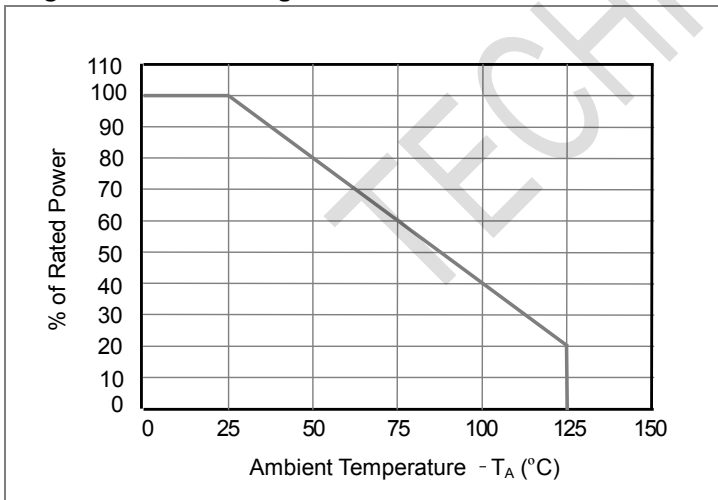
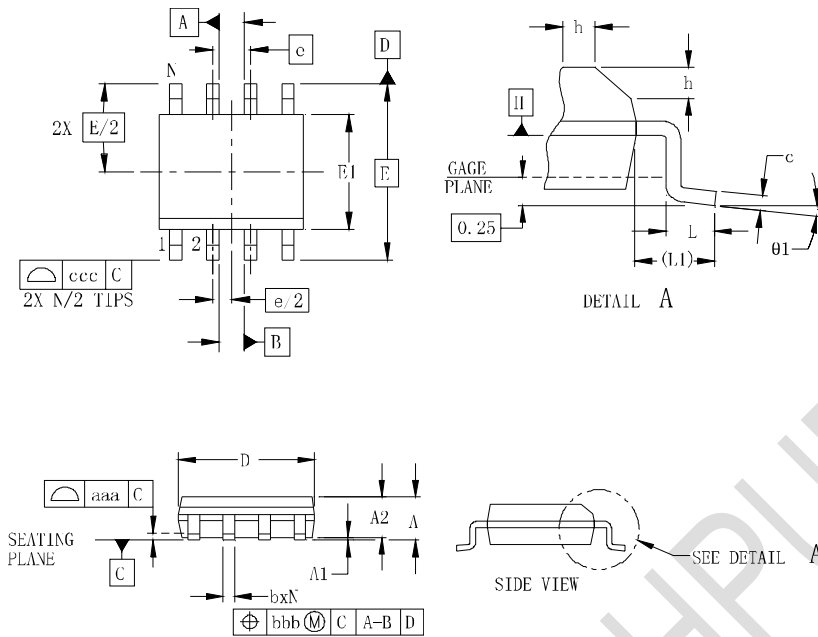


Fig3. Power Derating Curve

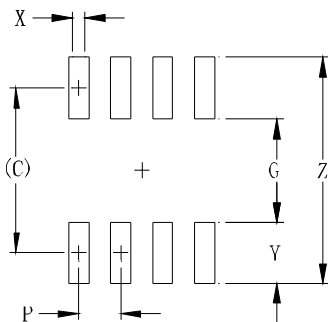


Outline Drawing - SOP-8



SYM	DIMENSIONS					
	MILLIMETERS			INCHES		
	MIN	NOM	MAX	MIN	NOM	MAX
A	1.35		1.75	0.053		0.069
A1	0.10		0.25	0.004		0.010
A2	1.25		1.65	0.049		0.065
b	0.31		0.51	0.012		0.020
c	0.17		0.25	0.007		0.010
D	4.80	4.90	5.00	0.189	0.193	0.197
E		6.00 BSC			0.236 BSC	
e		1.27 BSC			0.050 BSC	
h	0.25		0.50	0.010		0.020
L	0.40	0.72	1.04	0.016	0.028	0.041
L1		(1.04)			(0.041)	
N		8			8	
θ1	0°		8°	0°		8°
aaa		0.10			0.004	
bbb		0.25			0.010	
ccc		0.20			0.008	

Land Pattern - SOP-8



SYM	DIMENSIONS	
	MILLIMETERS	INCHES
C	(5.20)	0.205
G	3.00	0.118
P	1.27	0.050
X	0.60	0.024
Y	2.20	0.087
Z	7.40	0.291

单击下面可查看定价，库存，交付和生命周期等信息

[>>TECH PUBLIC\(台舟\)](#)