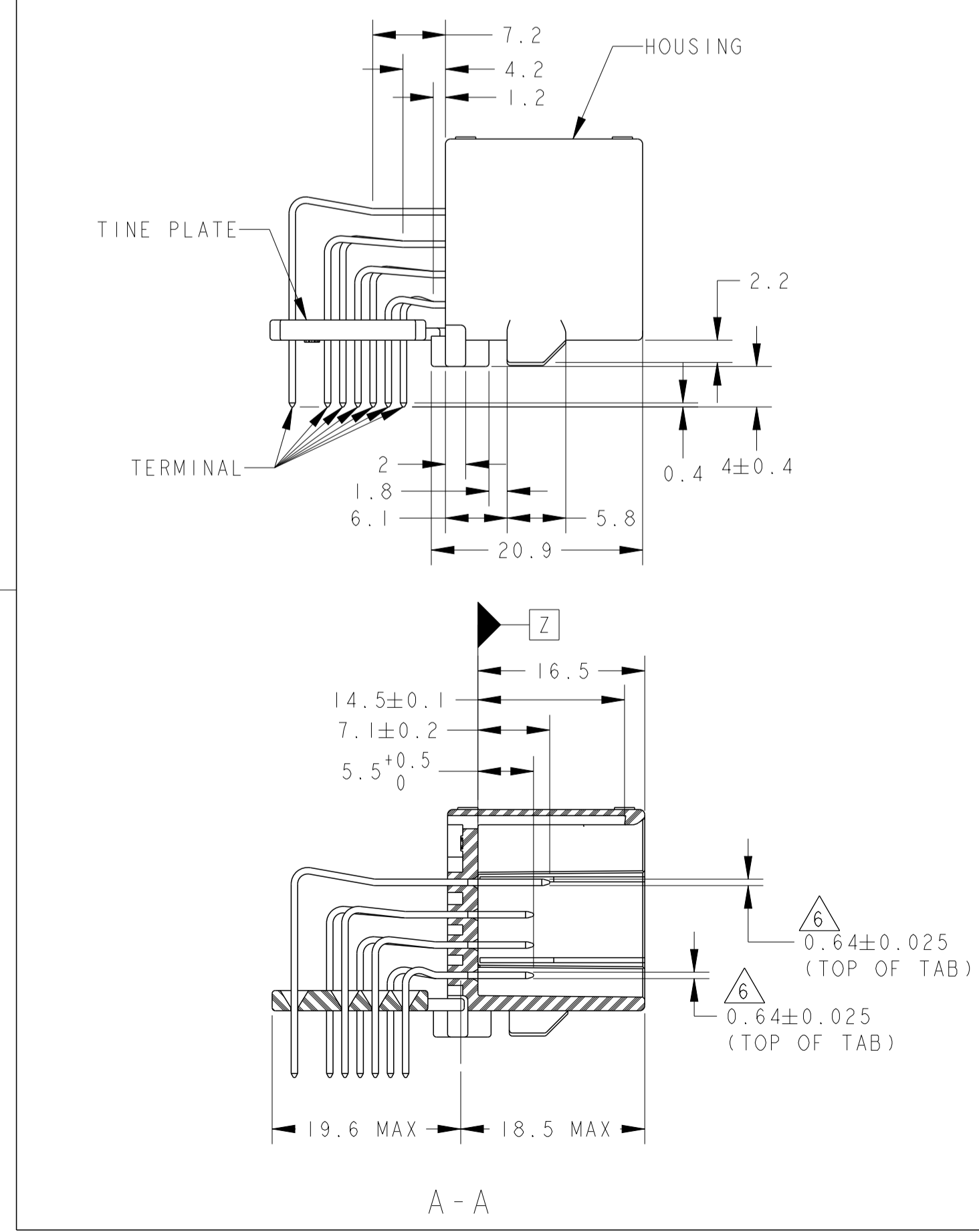
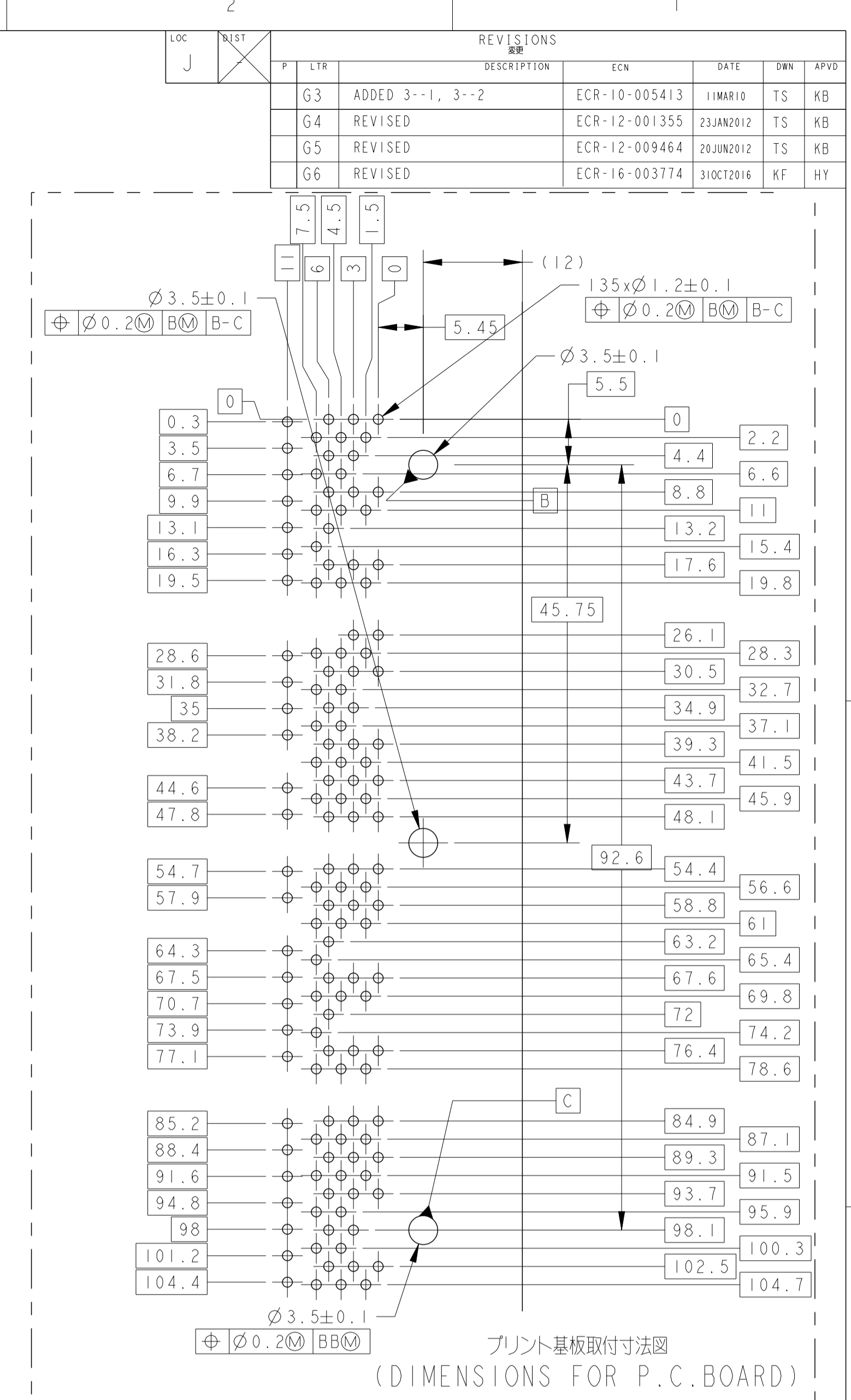
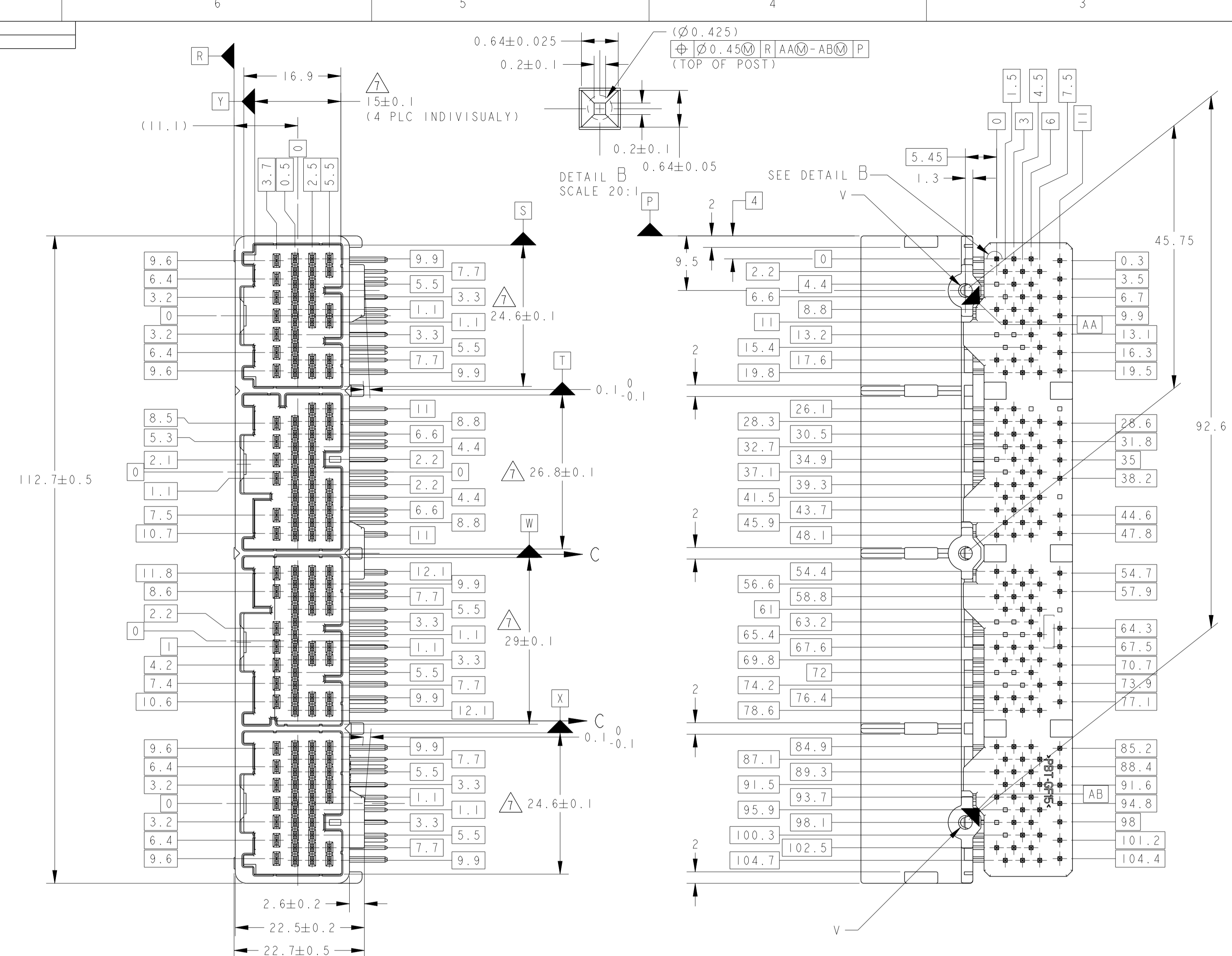
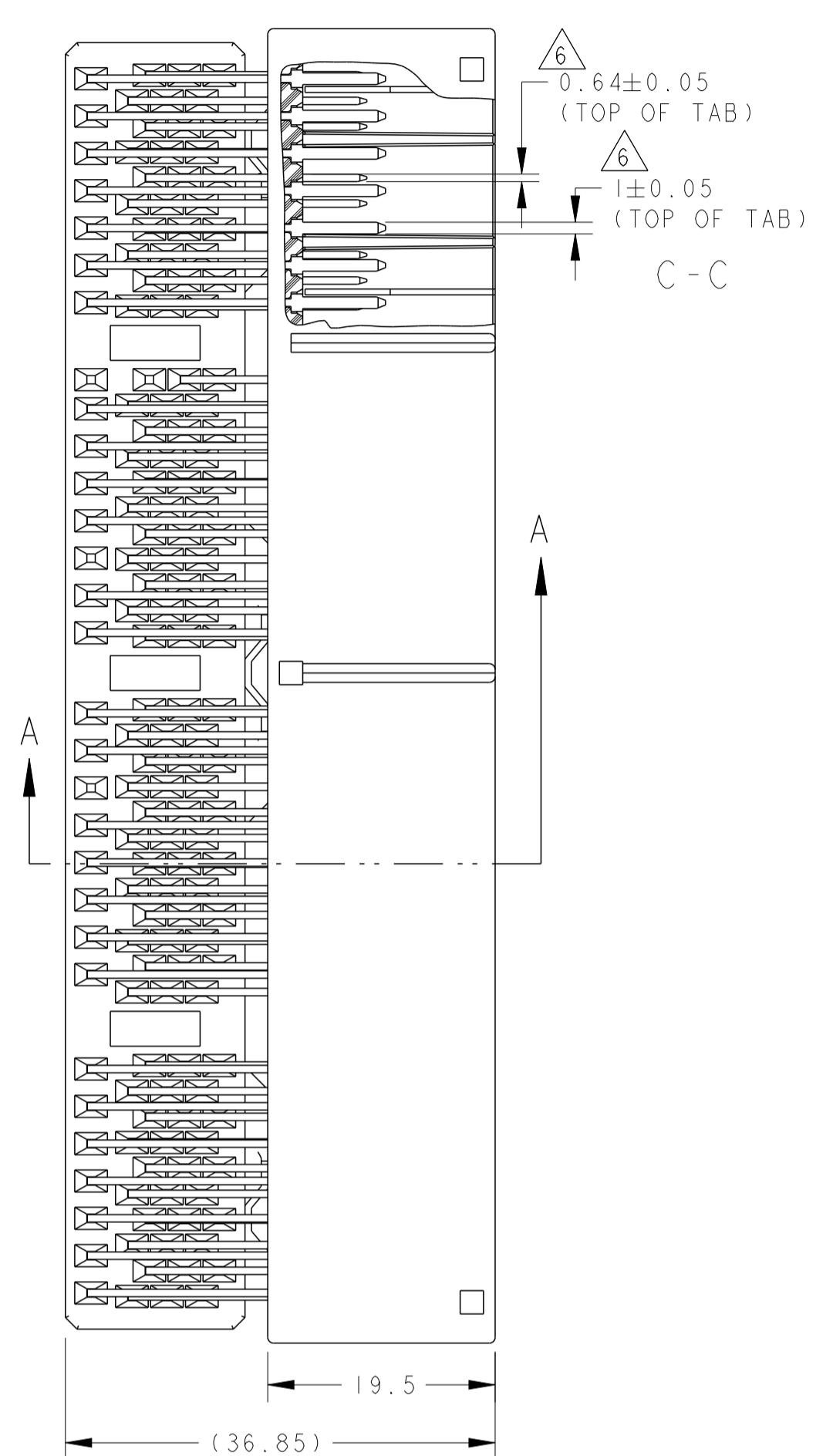


REV	DATE	BY	CHK	APPV	DESCRIPTION
G3	11MARI0	TS	KB		ADDED 3--1, 3--2
G4	23JAN2012	TS	KB		REVISED
G5	20JUN2012	TS	KB		REVISED
G6	31OCT2016	KF	HY		REVISED



1. 適合相手ハウジング型番 : TABLE -1 参照
 2. 回路番号 : FIG 1 参照
 3. 端子構成 : FIG 1 参照
 4. 推奨取付ねじ : JIS B1115, B1122 タッピングねじ。なべ2種、呼び径3、長さはTABLE-2参照
 5. ねじ締めトルク(参考値) : 0.392N・m MAX
 6. $\phi 0.3 \text{ (Z)} \text{ Y (DTM)}$ 径し、3次のDTMについては、S, T, W, Xを各々のブロック毎に適用すること
 7. Zより7.5mmの位置で測定
 8. コンタクト仕上識別記号 : 表参照
 9. 取扱説明書 NO. : 411-5932
1. PART NO OF PLUG HOUSINGS TO BE MATED : SEE TABLE -1
 2. CIRCUIT NUMBERS ; SEE FIG 1
 3. DETAIL OF TERMINAL SIZE; SEE FIG 1
 4. RECOMMENDED SCREW: PAN-HEADED, TYPE 2 TAPPING SCREW, NOMINAL DIAMETER 3mm, LENGTH:SEE TABLE-2 (JIS B1115, B1122)
 5. FASTENING TORQUE FOR SCREW(REF): 0.392N・m MAX.
 6. $\phi 0.3 \text{ (Z)} \text{ Y (DTM)}$ TERTIARY DATUM; S, T, W, X OF EACH BLOCK.
 7. MEASURED AT 7.5mm FROM Z
 8. IDENTIFICATION MARK FOR THE CONTACT FINISH; SEE TABLE
 9. INSTRUCTION SHEET NO.; 411-5932

TABLE -1

POS	PLUG HOUSING PART NUMBER
34	1123337 1674925
35	1123338 1674558
35	1123340 1674928
31	1123341 1674919

TABLE -2

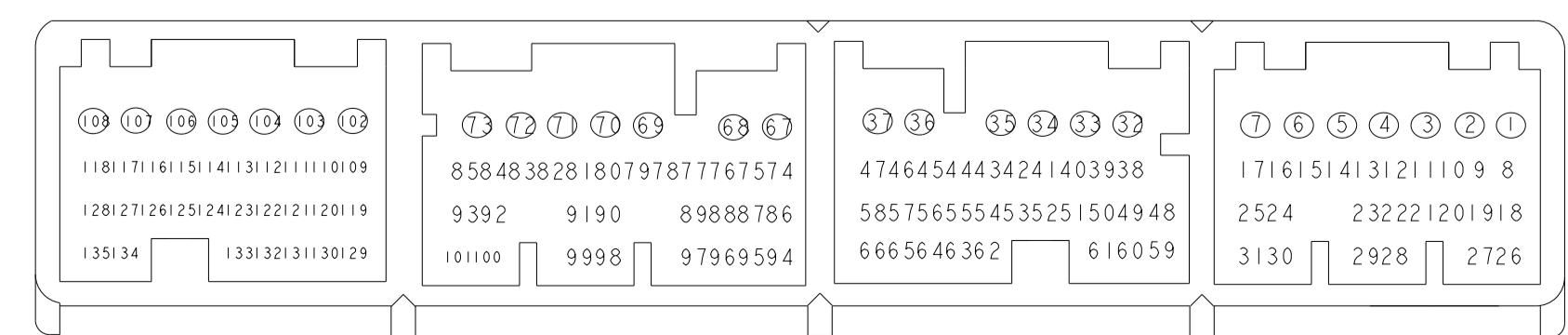
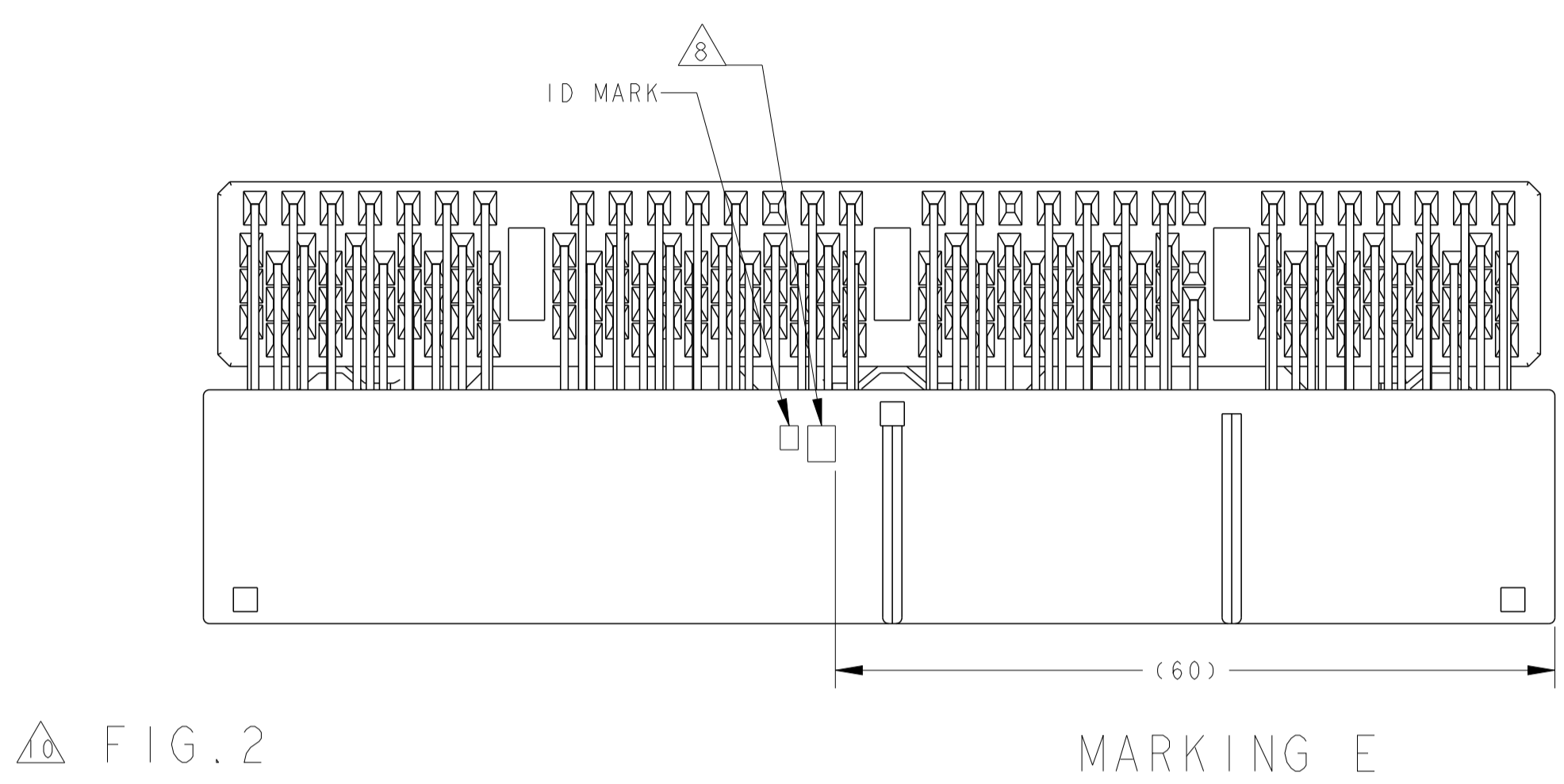
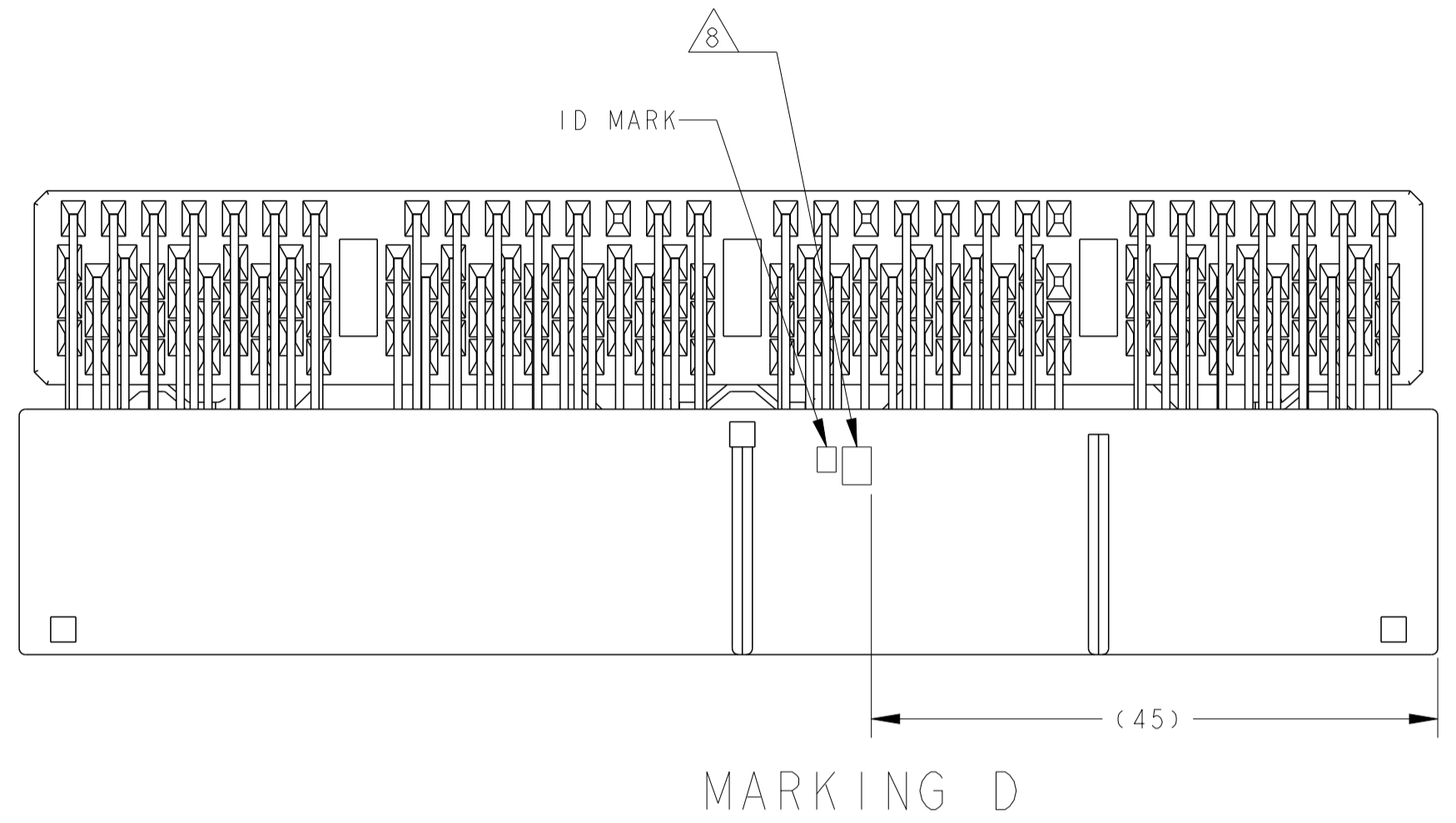
プリント基板板厚 (mm) THICKNESS OF PCB (mm)	1.2	1.6
固定用ねじ着下長さ (mm) NOMINAL LENGTH OF SCREW (mm)	5	6

THIS DRAWING IS A CONTROLLED DOCUMENT.

OWN: Y. NOGUCHI	28AUG2000	CHK: N. SAI	28AUG2000
APVD: N. SAI	28AUG2000	NAME: 025/040 ECU CONNECTOR	135 POSITION CAP HOUSING ASSEMBLY
PRODUCT SPEC: 108-5674	APPLICATION SPEC: 114-5217_5250	SIZE: A1	CAGE CODE: 00779
WEIGHT: SEE TABLE	CUSTOMER DRAWING	DRAWING NO: 1376430	SHEET 1 OF 3

TE Connectivity

REV. NO.		REVISIONS				
LOC	DIST	REV	DATE	BY	APPV	
J	-					
SEE SHEET 1 OF 3						



LOC	DIST	REV	DATE	BY	APPV	DESCRIPTION	ECN	DATE	OWN	APVD																			
SEE DRAWING 1-1376430-7																													
SEE DRAWING 2-1376430-1																													
E	C	∅2.63	PAPER BOX タンホール箱	PLASTIC TUBE プラスチックチューブ	35	-	SELECTIVE TIN (MATTE)	SELECTIVE TIN (BRIGHT) x 125 SELECTIVE GOLD x 10	-	87,88,89,95,96,97 119,120,129,130	PBT	BLACK	SPS	NATURAL	3-1376430-2														
E	C	∅2.63	PLASTIC BOX 通い箱	PLASTIC TUBE プラスチックチューブ	35	-	SELECTIVE TIN (MATTE)	SELECTIVE TIN (BRIGHT) x 125 SELECTIVE GOLD x 10	-	87,88,89,95,96,97 119,120,129,130	PBT	BLACK	SPS	NATURAL	3-1376430-1														
D	15	∅2.4	PAPER BOX タンホール箱	PLASTIC TUBE プラスチックチューブ	39	-	SELECTIVE TIN (MATTE)	SELECTIVE GOLD x 135	1 TO 7,32 TO 37 67 TO 73,102 TO 108	8 TO 31,38 TO 66 74 TO 101,109 TO 135	PBT	NATURAL	PBT	NATURAL	3-1376430-0														
D	14	∅2.4	PLASTIC BOX 通い箱	PLASTIC TUBE プラスチックチューブ	39	-	SELECTIVE TIN (MATTE)	SELECTIVE TIN (BRIGHT) x 125 SELECTIVE GOLD x 10	-	87,88,89,95,96,97 119,120,129,130	PBT	NATURAL	PBT	NATURAL	2-1376430-8														
D	13	∅2.4	PAPER BOX タンホール箱	PLASTIC TUBE プラスチックチューブ		-	SELECTIVE TIN (MATTE)	SELECTIVE TIN (BRIGHT) x 125 SELECTIVE GOLD x 10	-	23,24,25,31,48,49 51,59,60,63	PBT	NATURAL	PBT	NATURAL	2-1376430-7														
D	10	∅2.4	PAPER BOX タンホール箱	PLASTIC TUBE プラスチックチューブ		-	SELECTIVE TIN (MATTE)	SELECTIVE TIN (BRIGHT) x 127 SELECTIVE GOLD x 8	-	23 TO 25 29 TO 31,48, 49	PBT	NATURAL	PBT	NATURAL	2-1376430-4														
E	61	∅2.4	PAPER BOX タンホール箱	PLASTIC TUBE プラスチックチューブ		-	SELECTIVE TIN (MATTE)	SELECTIVE GOLD x 68 SELECTIVE TIN (BRIGHT) x 67	67,68	18 TO 31,48 TO 66 86 TO 101,119 TO 135	PBT	NATURAL	PBT	NATURAL	6376430-2														
E	1	∅2.4	PLASTIC BOX 通い箱	PLASTIC TUBE プラスチックチューブ	-	SELECTIVE TIN (MATTE)	SELECTIVE GOLD x 68 SELECTIVE TIN (BRIGHT) x 67	67,68	18 TO 31,48 TO 66 86 TO 101,119 TO 135	PBT	NATURAL	PBT	NATURAL	6376430-1															
SEE DRAWING 1-1376430-7																													
SEE DRAWING 2-1376430-1																													
D	A	∅2.4	PAPER BOX タンホール箱	PLASTIC TUBE プラスチックチューブ	39	-	PRE-TIN	PRE-TIN x 135	-	-	PBT	NATURAL	PBT	NATURAL	1-1376430-8														
SEE DRAWING 1-1376430-6																													
D	9	∅2.4	PLASTIC BOX 通い箱	PLASTIC TUBE プラスチックチューブ	39	-	SELECTIVE TIN (MATTE)	SELECTIVE TIN (BRIGHT) x 129 SELECTIVE GOLD x 6	-	49,54,55,60,88,89	PBT	NATURAL	PBT	NATURAL	1-1376430-3														
D	6	∅2.4	PLASTIC BOX 通い箱	PLASTIC TUBE プラスチックチューブ		-	SELECTIVE TIN (MATTE)	SELECTIVE TIN (BRIGHT) x 129 SELECTIVE GOLD x 6	-	46,48,49,59,60,65	PBT	NATURAL	PBT	NATURAL	1-1376430-2														
D	3	∅2.4	PAPER BOX タンホール箱	PLASTIC TUBE プラスチックチューブ	SAME AS 1376430-5																								
D	5	∅2.4	PAPER BOX タンホール箱	PLASTIC TUBE プラスチックチューブ	39	-	SELECTIVE TIN	PRE-TIN x 127 SELECTIVE GOLD x 8	-	23 TO 25 29 TO 31,48, 49	PBT	NATURAL	PBT	NATURAL	1376430-7														
D	4	∅2.4	PLASTIC BOX 通い箱	PLASTIC TUBE プラスチックチューブ	34	18 TO 25,48 TO 58 86 TO 93,119 TO 128	PRE-TIN x 98		-	-	PBT	NATURAL	PBT	NATURAL	1376430-6														
D	3	∅2.4	PLASTIC BOX 通い箱	PLASTIC TUBE プラスチックチューブ	39	-	PRE-TIN x 135		-	-	PBT	NATURAL	PBT	NATURAL	1376430-5														
LOCATION 位置		CHARACTER 文字		OUTER 外表		INNER 内装		WEIGHT (g)		NO CONTACT CIRCUIT NO 次番 会		SOLDERING SIDE 半田付け部		CONTACT SIDE 接点部		040TAB		025 TAB		MATERIAL 材料		COLOR 色		MATERIAL 材料		COLOR 色		PART NUMBER 部品番号	
MARKING マーキング		△ 8		V		PACKING STYLE 梱包形態						CONTACT FINISH コンタクト仕上げ		GOLD PLATED CIRCUIT NO 金めっき回路番号		TINE PLATE タインプレート		HOUSING ハウジング											

THIS DRAWING IS A CONTROLLED DOCUMENT.

STE TE Connectivity

025/040 ECU CONNECTOR
135 POSITION CAP HOUSING ASSEMBLY

SIZE: A1 CAGE CODE: 00779 DRAWING NO: 1376430

DATE: 2011.03.10

REVISIONS: 1.0

SCALE: 1:1 SHEET 2 OF 3 REV. G6

4

3

2

1

THIS DRAWING IS UNPUBLISHED.

RELEASED FOR PUBLICATION

© COPYRIGHT 2000

ALL RIGHTS RESERVED.

LOC
J

DIST
~~X~~

P

LTR

REVISIONS

変更

DESCRIPTION

DATE

DWN

APVD

SEE SHEET 1 OF 3

(41.85)
36.85
(24.5)
(23)
(24.4)

(112.7)
CAP HOUSING ASSEMBLY
(109.3)
PLUG HOUSING ASSEMBLY

CAP HOUSING ASSEMBLY & PLUG HOUSING ASSEMBLY ENGAGEMENT VIEW
CAP HOUSING ASSEMBLY & PLUG HOUSING ASSEMBLY 嵌合図

THIS DRAWING IS A CONTROLLED DOCUMENT.		DWN	TE Connectivity	
DIMENSIONS: 單位: 毫米 mm		CHK		
		APVD		
TOLERANCES UNLESS OTHERWISE SPECIFIED: 一般公差 = ±0.3		PRODUCT SPEC 製品規格 SEE 1 OF 3		NAME 名称 025/040 ECU CONNECTOR 135 POSITION CAP HOUSING ASSEMBLY
0-PLC ± 1-PLC ±0.1 2-PLC ±0.05 3-PLC ±0.025 4-PLC ±0.000J ANGLES ±3		APPLICATION SPEC 取付適用規格 SEE 1 OF 3		SIZE A3
MATERIAL 材料 SEE TABLE		WEIGHT SEE TABLE		CAGE CODE 00779
FINISH 仕上 SEE TABLE		CUSTOMER DRAWING		DRAWING NO 番号 G-1376430
		SCALE 尺度 1:1		RESTRICTED TO -
		SHEET 3 OF 3		REV G6

1470-19 (3/11)

Downloaded From Oneyac.com

单击下面可查看定价，库存，交付和生命周期等信息

[>>TE Connectivity\(泰科\)](#)