



5G/4G/3G/2G, NB-IoT, Cat-M, GNSS WORLD BAND COMBINATION ANTENNA

Part Numbers: 2108784-1, 2108784-2

FEATURES & BENEFITS

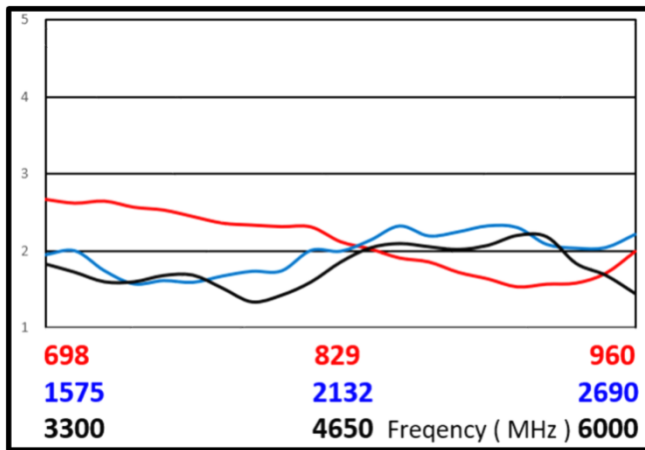
- Omnidirectional coverage
- On board SMD PCB antenna
- Wide Band coverage for 3G, 4G and 5G with GNSS
- Bandwidth and performance dependent on ground plane size/ design suggested minimum ground plane length from antenna feed is 120mm
- Available in Tape & Reel packaging for automatic mounting

SPECIFICATIONS

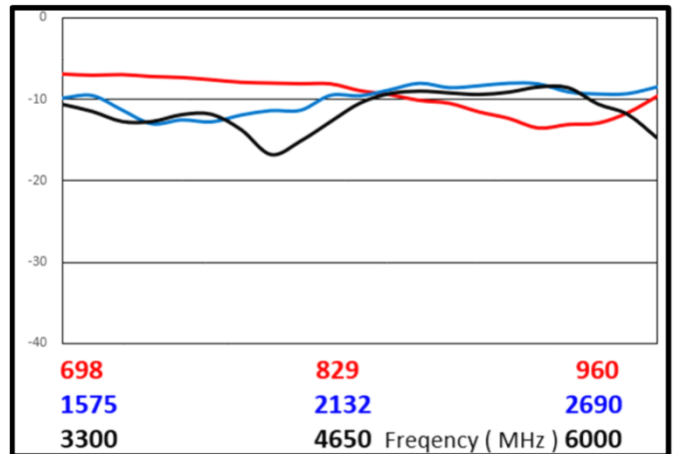
Frequency Range (MHz)	698-960	1575-1608	1710-2690	3300-4000	4000-5000	5000-6000
VSWR	< 2.8:1	< 2.0:1	< 2.5:1	< 1.8:1	< 2.1:1	< 2.3:1
Average Efficiency	57.1%	53.9%	53.4%	59.1%	47.7%	46.6%
Peak Gain	0.4dBi	2.3dBi	3.1dBi	4.0dBi	3.6dBi	1.9dBi
Average Gain	-2.4dBi	-2.6dBi	-2.7dBi	-2.3dBi	-3.2dBi	-3.3dBi
Power Handling	5 Watt cw					
Feed Point Impedance	50 ohms unbalanced					
Polarization	Linear					
Size	38.0 mm x 7.5 mm x 3.2 mm					
Weight	< 1.5 g					
Mounting	Surface mount					
Operating Temperature	-40 to +85°C					
Storage Temperature	-40 to +85°C					
Packaging Specification	Bag & Box / Tape & Reel					
Hazardous Materials	A certificate of conformance is available from the product page on TE website.					
Data measured in free space and on reference ground plane of 120 mm length and 45.0 mm width, application data might vary						

RF DATA

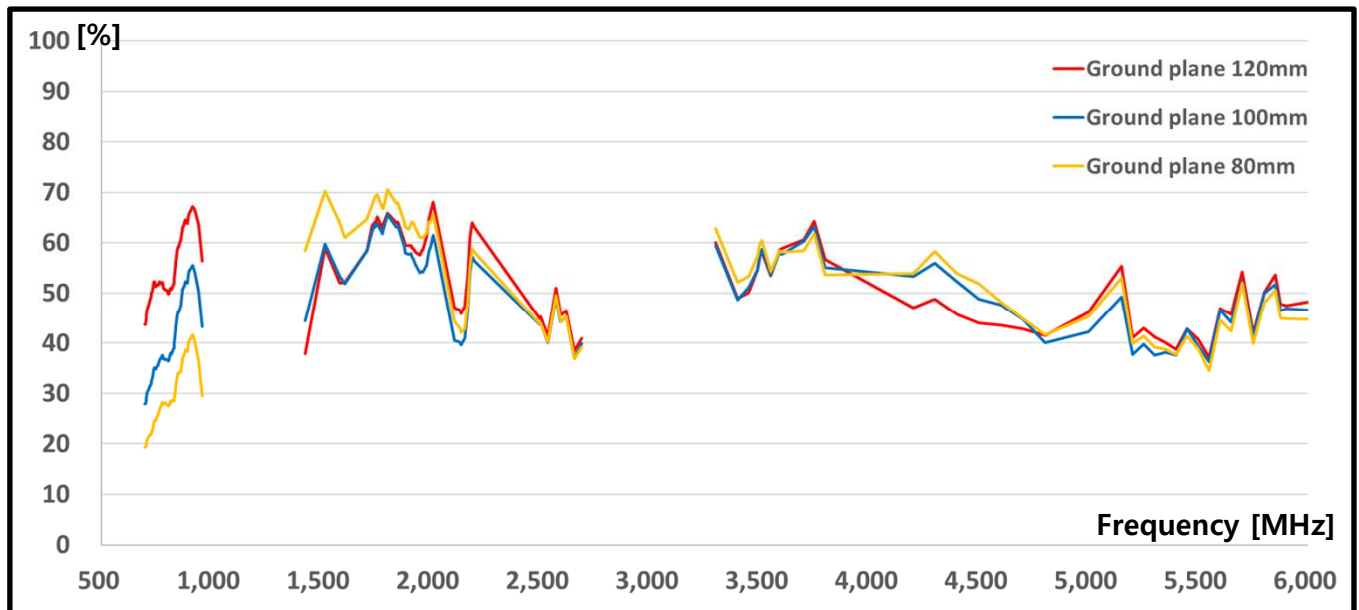
VSWR



Return Loss



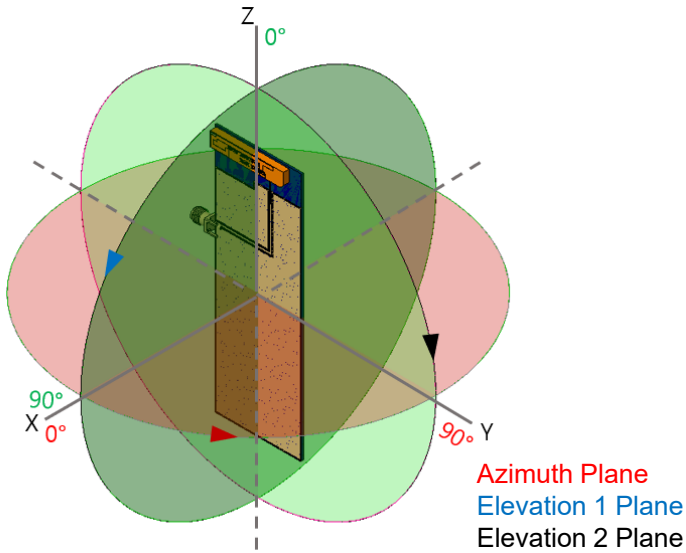
Efficiency vs. Ground plane size



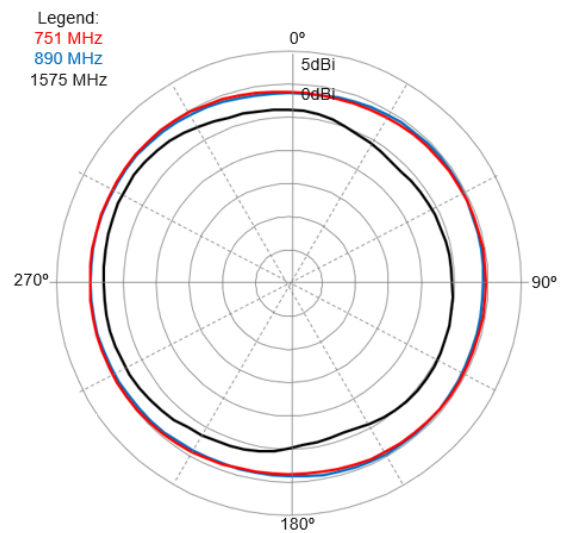
Data measured in free space and on reference ground plane of 120mm length and 45mm width, application data might vary

RADIATION PATTERN

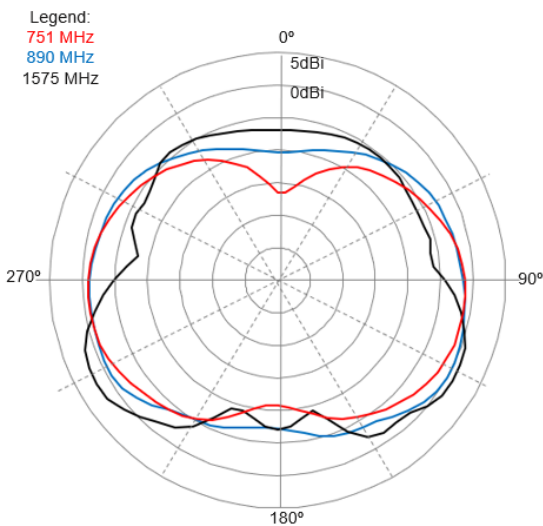
Test setup



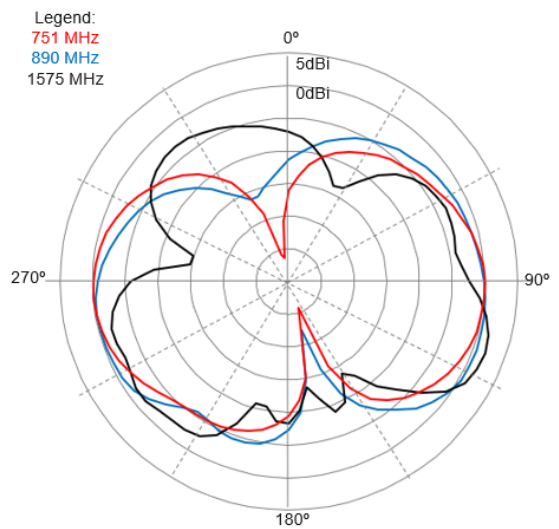
Azimuth



Elevation 1



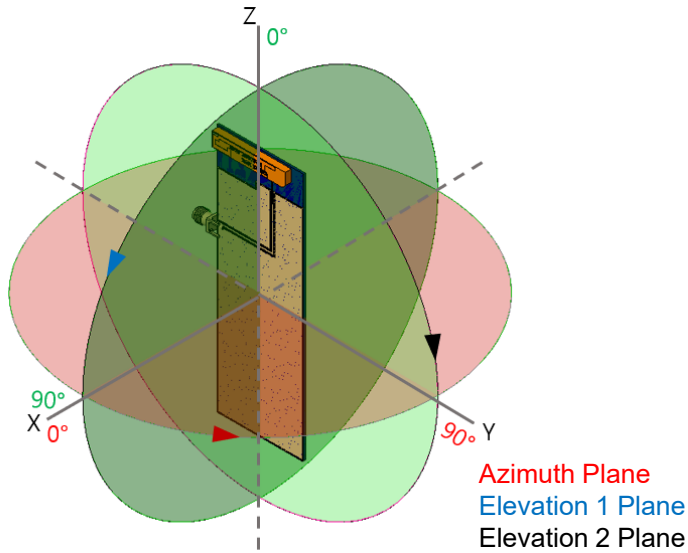
Elevation 2



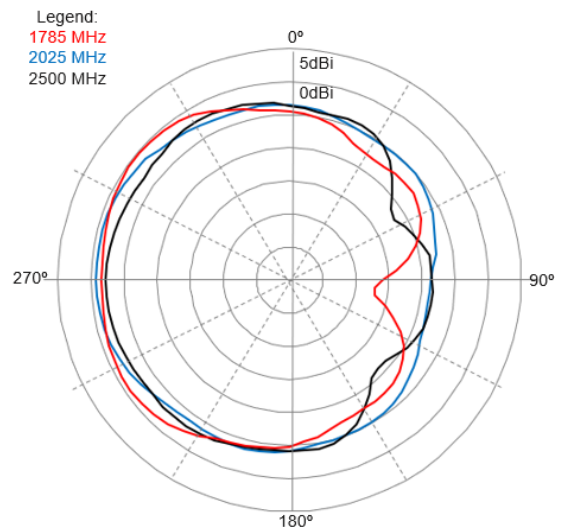
Data measured in free space and on reference ground plane of 120mm length and 45mm width, application data might vary

RADIATION PATTERN

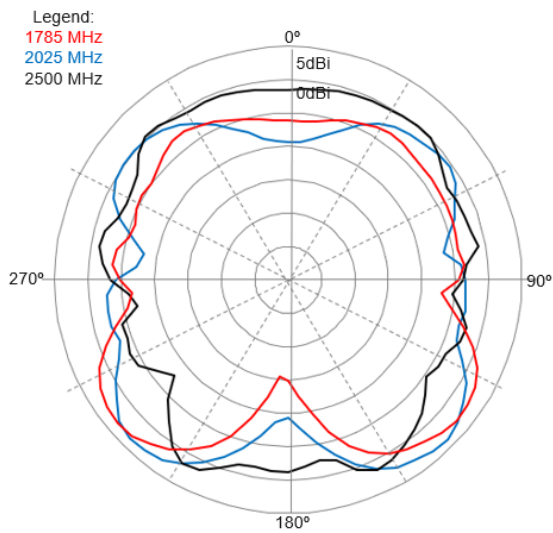
Test setup



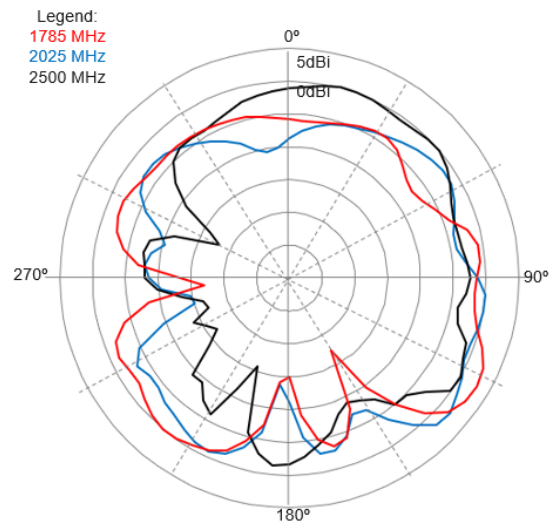
Azimuth



Elevation 1



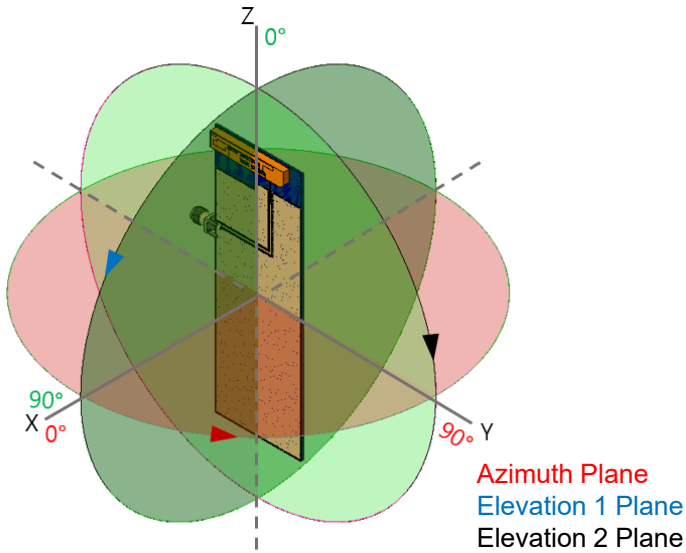
Elevation 2



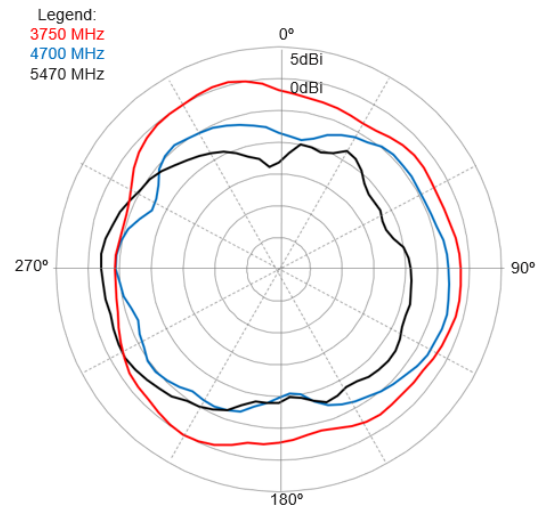
Data measured in free space and on reference ground plane of 120mm length and 45mm width, application data might vary

RADIATION PATTERN

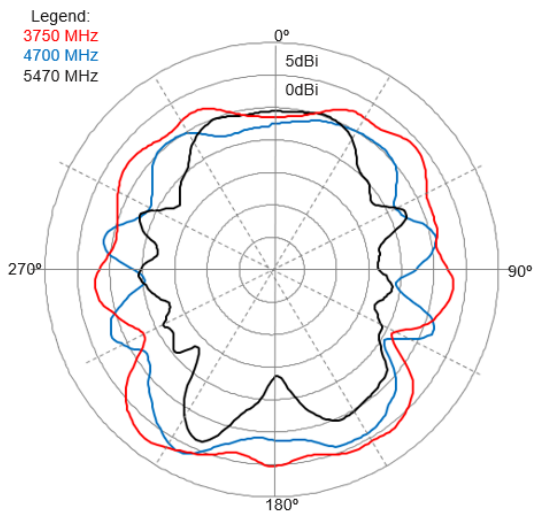
Test setup



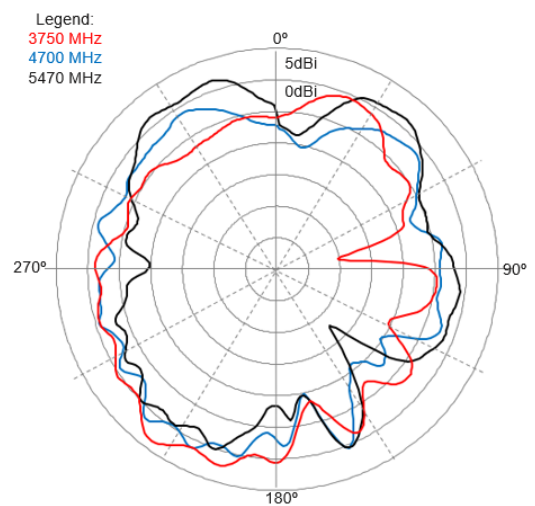
Azimuth



Elevation 1



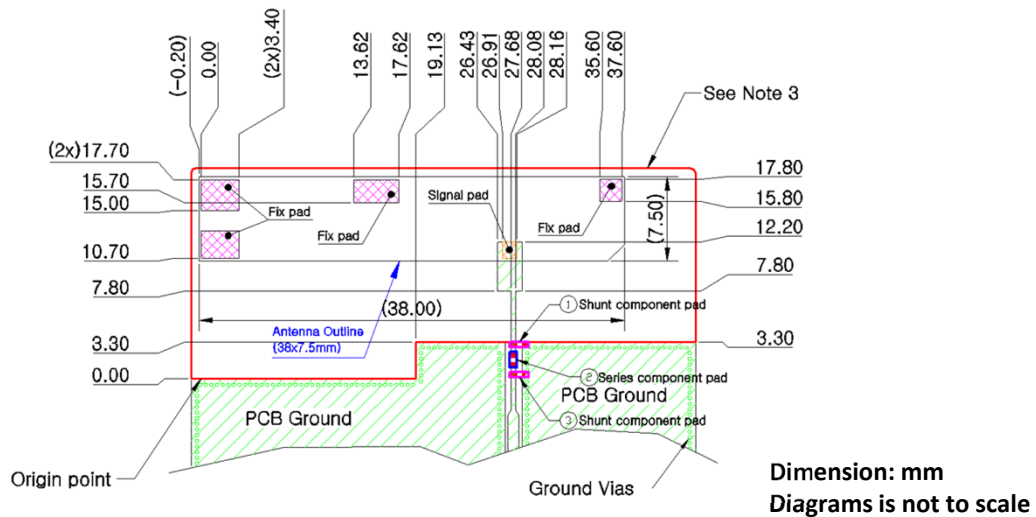
Elevation 2



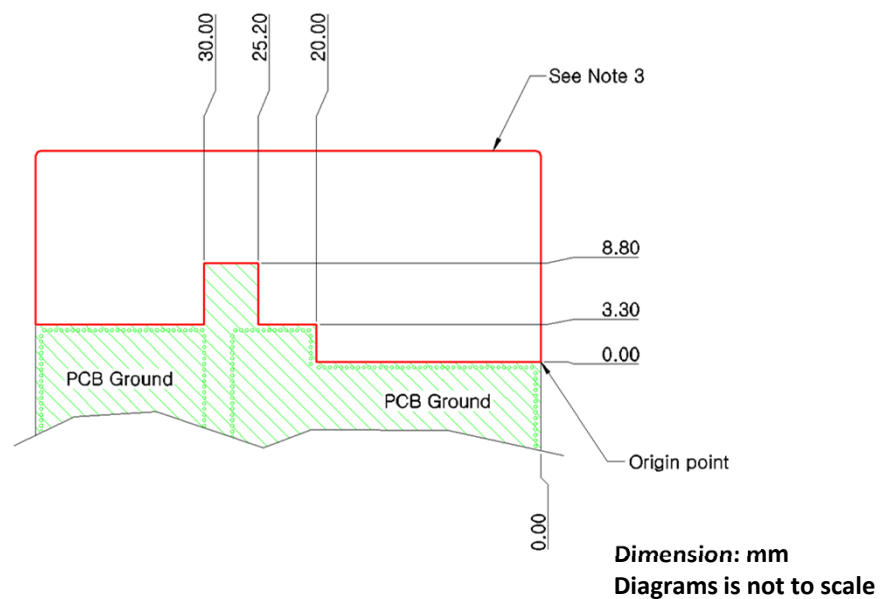
Data measured in free space and on reference ground plane of 120mm length and 45mm width, application data might vary

MOUNTING GUIDE

Top side

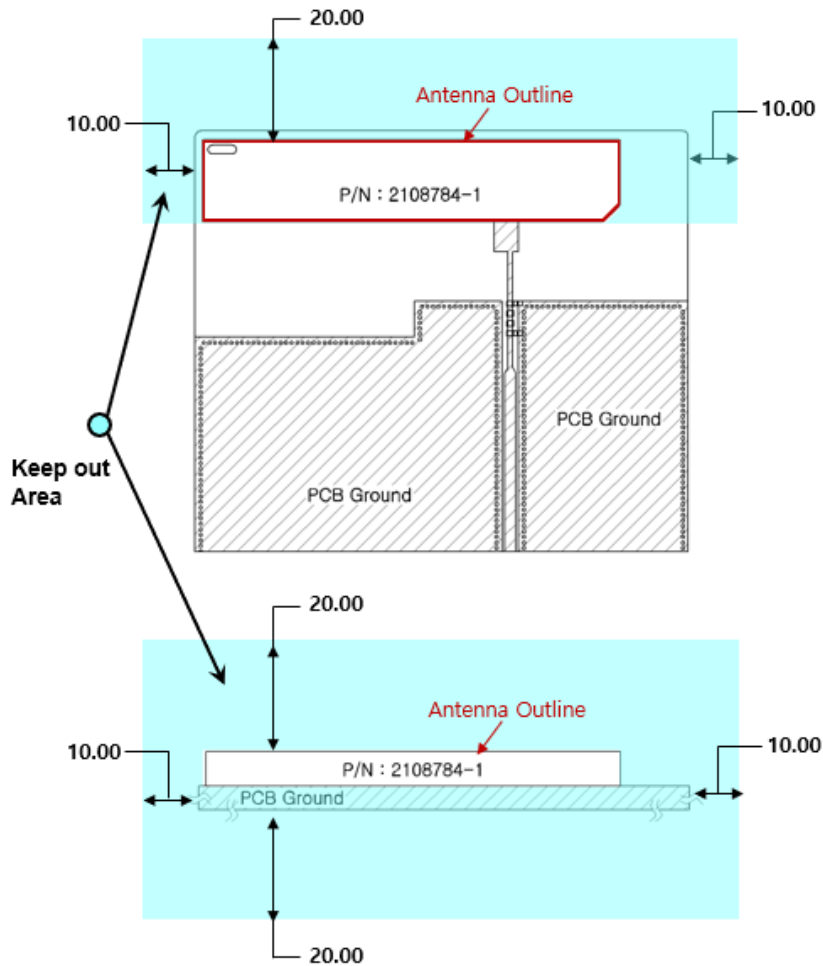


Bottom side

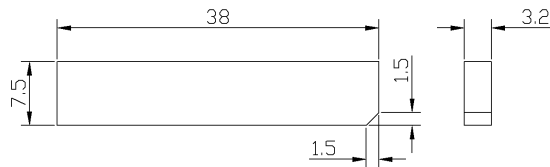


- NOTES:**
1. Antenna must be mounted on the edge of PCB.
 2. NC = Non connection (mechanical mounting pads).
 3. No copper allowed in designated area on all PCB layers –
 4. For more information please call TE.
 5. Measured with below matching circuit condition.(Top side only)
 - ① 10nH, ② 3.3pF, ③ NC
 6. Reference PCB Dimension(mm) - 45.0 x 130.0 x 1.0

KEEP OUT AREA



DIMENSIONS



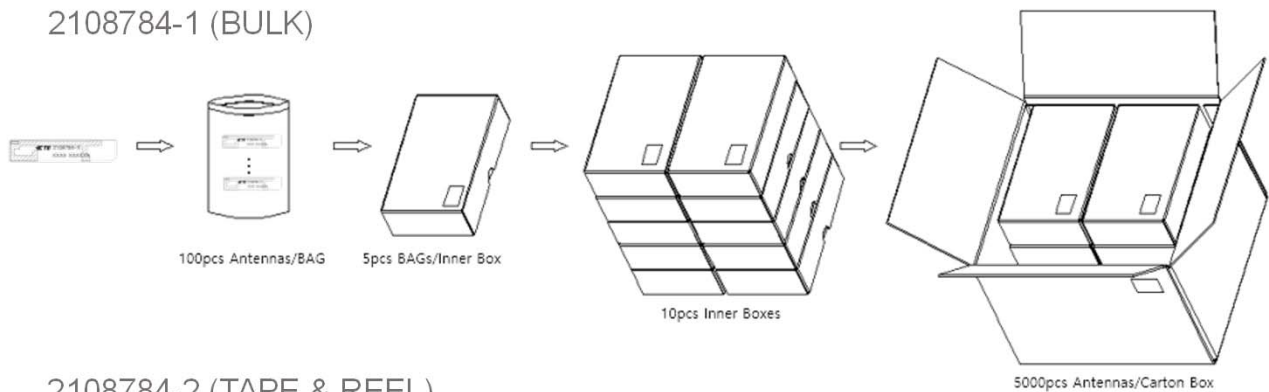
Dimension: mm
Diagrams is not to scale

5G/4G/3G/2G, NB-IoT, Cat-M, GNSS WORLD BAND COMBINATION ANTENNA

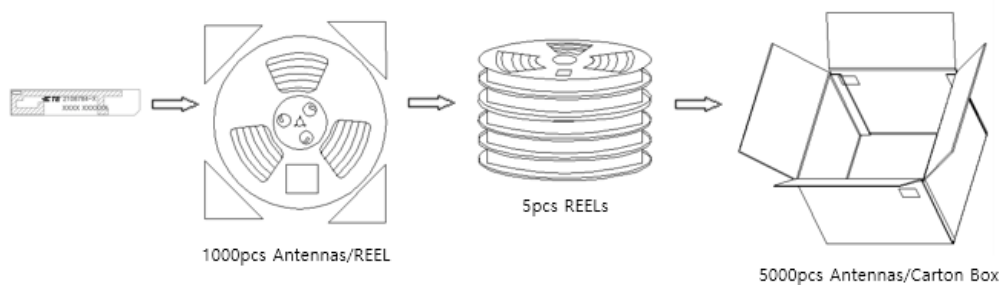
Standard Antenna Solutions

PACKAGING

2108784-1 (BULK)



2108784-2 (TAPE & REEL)



TE TECHNICAL SUPPORT CENTER

USA:	+1 (800) 522-6752
Canada:	+1 (905) 475-6222
Mexico:	+52 (0) 55-1106-0800
Latin/S. America:	+54 (0) 11-4733-2200
Germany:	+49 (0) 6251-133-1999
UK:	+44 (0) 800-267666
France:	+33 (0) 1-3420-8686
Netherlands:	+31 (0) 73-6246-999
China:	+86 (0) 400-820-6015

For phone numbers in other countries, go to te.com/support-center

te.com

TE Connectivity, TE Connectivity (logo) are trademarks. All other logos, products and/or company names referred to herein might be trademarks of their respective owners.

The information given herein, including drawings, illustrations and schematics which are intended for illustration purposes only, is believed to be reliable. However, TE Connectivity makes no warranties as to its accuracy or completeness and disclaims any liability in connection with its use. TE Connectivity's obligations shall only be as set forth in TE Connectivity's Standard Terms and Conditions of Sale for this product and in no case will TE Connectivity be liable for any incidental, indirect or consequential damages arising out of the sale, resale, use or misuse of the product. Users of TE Connectivity products should make their own evaluation to determine the suitability of each such product for the specific application.

© 2021 TE Connectivity Ltd. family of companies All Rights Reserved.

09/2021

单击下面可查看定价，库存，交付和生命周期等信息

[>>TE Connectivity\(泰科\)](#)