THIS DRAWING IS UNPUBLISHED. RELEASED FOR PUBLICATION
© COPYRIGHT ALL RIGHTS RESERVED.

LOC	DIST
J	-

REVISIONS 変更

P	LTR	DESCRIPTION		DATE	DWN	APVD
	D3	ADDED 1--0	ECR-10-014178	06JUL10	TS	KB
	D4	REVISED	ECR-10-016582	12AUG10	AY	HY
	D5	ADDED 1--3	ECR-12-001679	27JAN2012	TS	KB

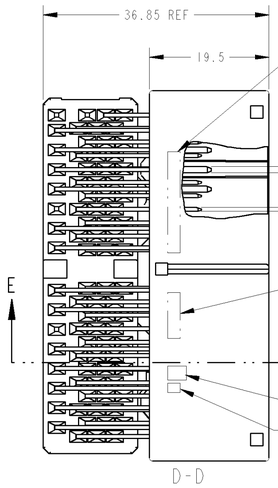

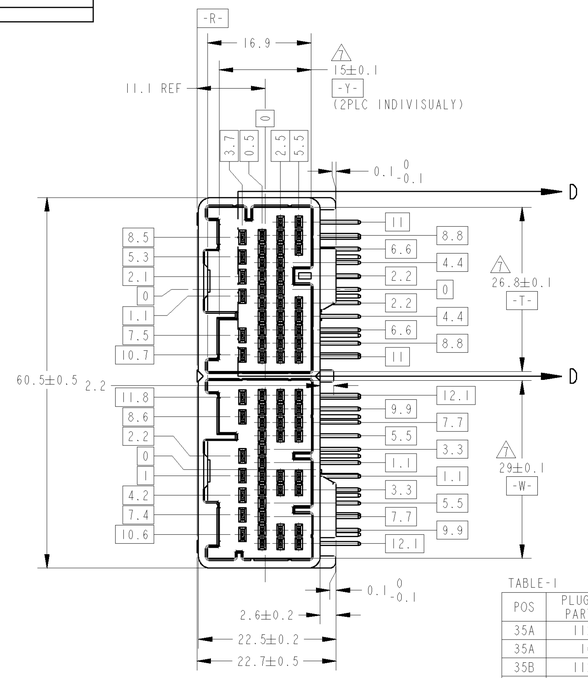

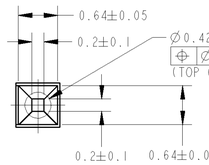

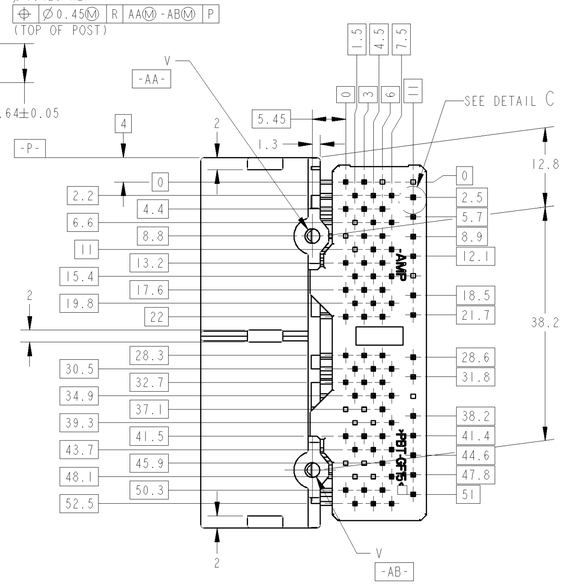

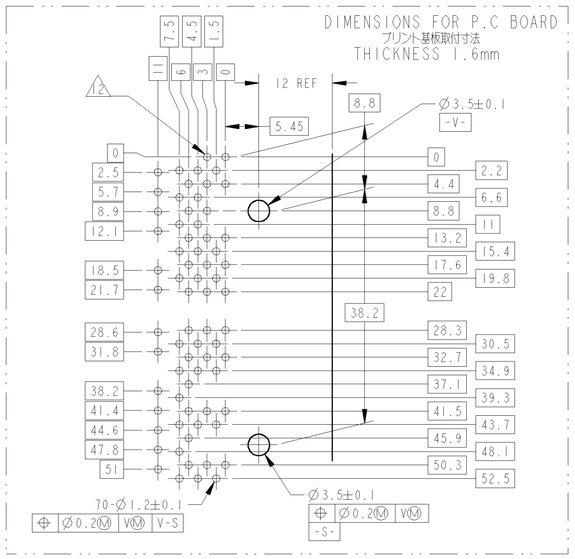

TABLE-1

POS	PLUG HOUSING PART NUMBER
35A	1123338-1
35A	1674558
35B	1123340-1
35B	1674928

TABLE-3

プリント基板板厚(mm) THICKNESS OF PCB(mm)	1.2	1.6
固定用ねじ首下長さ(mm) NOMINAL LENGTH OF SCREW(mm)	5	6

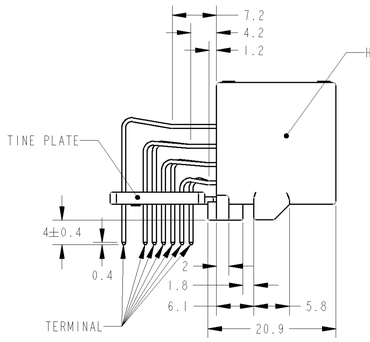

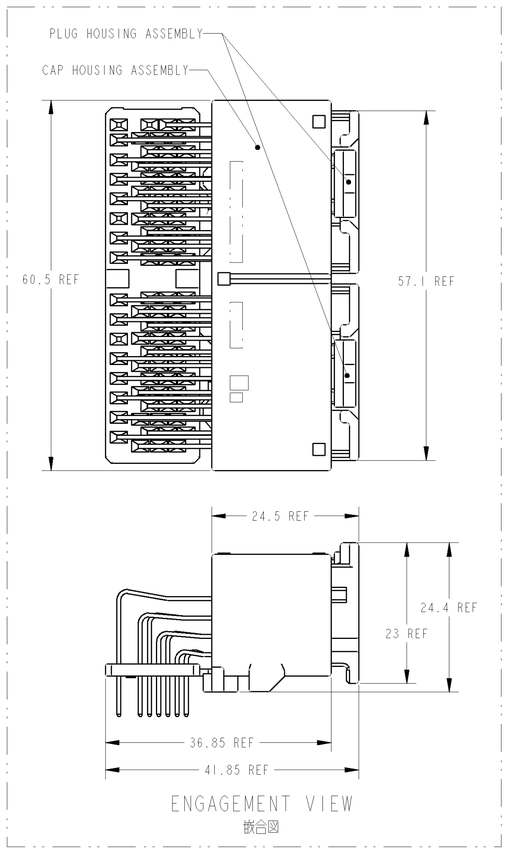

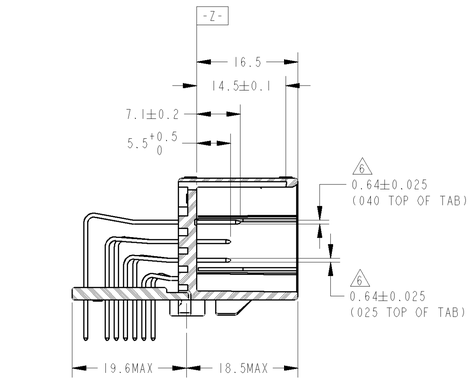

1 .板合相手ハウジング型番 : TABLE -1参照
2 .回路番号:FIG.1 参照
3 .パワー回路:囲み数字13箇所 FIG 1 参照
4 .推奨取付ねじ:JIS B1115.B1122タッピングねじ. なべ2種. 呼び径3.
長さ TABLE-3参照
5 .ねじ締付トルク:0.392N·m REF(参考値)
6 . ⌖ 0.3Ⓜ Z YⓂ DTMⓂ 但し.
3次DTMについては. -W- , -T- を各々のブロック毎に適用すること
7 . -Z- より7.5mmの位置で測定
8 .取扱説明書 NO :411-5932
~~9 .適用端子 : TABLE -2 参照~~
10 .コンタクト仕上識別記号;表参照
11 .ピン抜きアイテム. 図路番号はFIG.1参照
12 .型番1473193-3のみのプリント基板取付け基準穴位置とする。
13 .ID MARK, PART NUMBERを表示。

1 .PART NO OF PLUG HOUSINGS TO BE MATED : SEE TABLE -1
2 .CIRCUIT NUMBERS : SEE FIG.1
3 .POWER CIRCUITS : CIRCLED NUMBER 13 POSITIONS, SEE FIG 1
4 .RECOMMENDED SCREW : PAN-HEADED,
TYPE 2 TAPPING SCREW,NOMINAL DIAMETER 3mm
LENGTH SEE TABLE-3.(JIS B1115, B1122).
5 .FASTENING TORQUE FOR SCREW: 0.392N·m REF (FOR REFERENCE)
6 . ⌖ 0.3Ⓜ Z YⓂ DTMⓂ
TERTIRY DATUM; -W- , -T- OF EACH BLOCK.
7 .MEASURED AT 7.5mm FROM -Z-
8 .INSTRUCTION SHEET NO :411-5932
~~9 .APPLIED TERMINAL : SEE TABLE 2~~
10 .IDENTIFICATION MARK FOR THE CONTACT FINISH;SEE TABLE

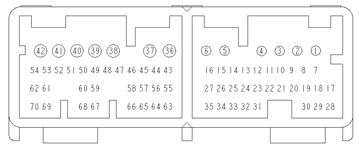

2 3 FIG.1 端子構成

1 .SEE FIG.1 FOR AVAILABLE CIRCUIT.
2 .BASIC DIMENSION FOR P.C BOARD HOLE OF PN 1473193-3 ONLY.
3 .ID MARK, PART NUMBER INDICATED.

	WEIGHT (g)	V	MARKING マーキング	OUTER 外装	INNER 内装	CIRCUIT No. 回路番号	SOLDERING SIDE 半田付け部	CONTACT SIDE 接触部側	040 TAB	025 TAB	TINE PLATE	HOUSING	HOUSING MATERIAL	PART NUMBER 製品型番
				PAKING STYLE 梱包形態			CONTACT FINISH コンタクト仕上		GOLD PLATED CIRCUIT NO 金めっき回路番号		COLOR 色			
	22.9	Ø2.4	61	PAPER BOX ダンボール箱	PLASTIC TUBE プラスチックチューブ	1~70	SELECTIVE-TIN (MATTE)	SELECTIVE GOLD X 35	-	17~35 55~70	NATURAL	NATURAL	PBT	1-1473193-3
								SELECTIVE-TIN × 35 (BRIGHT)	-	-				
	20.9	Ø2.63	8 13	PLASTIC BOX 通い箱	PLASTIC TUBE プラスチックチューブ	1~70	SELECTIVE-TIN (MATTE)	SELECTIVE GOLD X 11	-	7,9,11,13,15,44 46,48,50,52,54	BLACK	BLACK	SPS	1-1473193-0
								SELECTIVE-TIN × 59 (BRIGHT)	-	-				
OBSOLETE	~~20.0~~	~~Ø2.4~~	~~7~~	~~PLASTIC BOX 通い箱~~	~~PLASTIC TUBE プラスチックチューブ~~	~~1~27 36~62~~	~~SELECTIVE-TIN (MATTE)~~	~~SELECTIVE-TIN × 54 (BRIGHT)~~	~~-~~	~~-~~	~~NATURAL~~	~~NATURAL~~	~~PBT~~	~~1473193-9~~ 1
	22.9	Ø2.4	61	PLASTIC BOX 通い箱	PLASTIC TUBE プラスチックチューブ	1~70	SELECTIVE-TIN (MATTE)	SELECTIVE GOLD X 35	-	17~35 55~70	NATURAL	NATURAL	PBT	6473193-1
								SELECTIVE-TIN × 35 (BRIGHT)	-	-				
	22.9	Ø2.4	6 13	PAPER BOX ダンボール箱	PLASTIC TUBE プラスチックチューブ	-	SELECTIVE-TIN (MATTE)	SELECTIVE GOLD	1~6 36~42	7~35 43~70	NATURAL	NATURAL	PBT	1473193-8
	20.9	Ø2.63	5 13	PAPER BOX ダンボール箱	PLASTIC TUBE プラスチックチューブ	1~70	SELECTIVE-TIN (MATTE)	SELECTIVE-TIN × 70 (BRIGHT)	-	-	BLACK	NATURAL	SPS	1473193-7
	20.9	Ø2.63	5 13	PLASTIC BOX 通い箱	PLASTIC TUBE プラスチックチューブ	1~70	SELECTIVE-TIN (MATTE)	SELECTIVE-TIN × 70 (BRIGHT)	-	-	BLACK	NATURAL	SPS	1473193-6
	20.9	Ø2.63	4 13	PAPER BOX ダンボール箱	PLASTIC TUBE プラスチックチューブ	1~70	SELECTIVE-TIN (MATTE)	SELECTIVE GOLD X 35	-	17~35 55~70	BLACK	NATURAL	SPS	1473193-5
								SELECTIVE-TIN × 35 (BRIGHT)	-	-				
	20.9	Ø2.63	4 13	PLASTIC BOX 通い箱	PLASTIC TUBE プラスチックチューブ	1~70	SELECTIVE-TIN (MATTE)	SELECTIVE GOLD X 35	-	17~35 55~70	BLACK	NATURAL	SPS	1473193-4
								SELECTIVE-TIN × 35 (BRIGHT)	-	-				
	22.0	Ø2.4	3 1	PLASTIC BOX 通い箱	PLASTIC TUBE プラスチックチューブ	1~27 36~62	SELECTIVE-TIN (MATTE)	SELECTIVE-TIN × 54 (BRIGHT)	-	-	NATURAL	NATURAL	PBT	1 1473193-3 2
OBSOLETE	~~22.9~~	~~Ø2.4~~	~~2~~	~~PAPER BOX ダンボール箱~~	~~PLASTIC TUBE プラスチックチューブ~~	~~1~70~~	~~SELECTIVE TIN~~	~~PRE-TIN~~	~~-~~	~~-~~	~~NATURAL~~	~~NATURAL~~	~~PBT~~	~~1473193-2~~
OBSOLETE	~~22.9~~	~~Ø2.4~~	~~1~~	~~PLASTIC BOX 通い箱~~	~~PLASTIC TUBE プラスチックチューブ~~	~~1~70~~	~~TIN-LEAD~~	~~SELECTIVE GOLD X 35~~	~~-~~	~~17~35 55~70~~	~~NATURAL~~	~~NATURAL~~	~~PBT~~	~~1473193-1~~
							~~SELECTIVE-TIN~~	~~PRE-TIN X 35~~	~~-~~	~~-~~				

THIS DRAWING IS A CONTROLLED DOCUMENT.

DIMENSIONS: 単位: 略 mm

TOLERANCES UNLESS OTHERWISE SPECIFIED: 一般公差 = ±0.3
~~0 PLC ±0~~
~~1 PLC ±0.5~~
~~2 PLC ±0.13~~
~~3 PLC ±0.013~~
~~4 PLC ±0.0001~~
ANGLES ±3°00'

MATERIAL 材料: CONTACT:BRASS HOUSING:SEE TABLE TINE PLATE:PBT

FINISH 仕上: SEE TABLE

DWN S.AMEMIYA 25JAN01
CHK N.SAI 25JAN01
APVD N.SAI 25JAN01

PRODUCT SPEC 製品規格: 108-5674
APPLICATION SPEC 取付工具規格: 114-5217,5250
WEIGHT: SEE TABLE

CUSTOMER DRAWING

TE Connectivity

NAME 品名: 025/040 SERIES CONNECTOR 70 POSITION CAP HOUSING ASSEMBLY

SIZE A1 | CAGE CODE | DRAWING NO 製図番号 C-1473193 | RESTRICTED TO -

SCALE 尺度 2:1 | SHEET 1 OF 1 | REV D5

Downloaded From Oneyac.com

单击下面可查看定价，库存，交付和生命周期等信息

>>TE Connectivity(泰科)

Downloaded From Oneyac.com